



## Weekly Market Information Report for the week ending Thursday December 7, 2017

The following information is collected from various sources and disseminated by Beef Farmers of Ontario.

### ONTARIO DIRECT TO PACKER RAILGRADE CATTLE TRADE

Prices are on a carcass weight basis before grade and weight discounts. Weekly Range:

<b>A Grade Steers</b>	238.00-242.00
<b>A Grade Heifers</b>	237.00-241.00

### ONTARIO LIVE CATTLE TRADE

Ontario auction sales this week saw weighted average price ranges for:

<b>FED CATTLE</b>	<b>Volume</b>	<b>Price Range</b>	<b>Average</b>	<b>Top</b>	<b>Last Week Avg</b>
Large Frame Steers +1250	181	129.94-145.82	138.29	149.50	134.08
Medium Frame Steers +1250	100	126.52-140.89	135.83	149.00	136.36
Large & Medium Frame Steers +1250	281	127.97-144.06	137.54	149.50	135.87
Large Frame Heifers +1000	149	130.88-140.78	137.17	151.50	136.65
Medium Frame Heifers +1000	106	124.44-141.88	133.47	152.00	134.89
Large & Medium Frame Heifers +1000	255	129.06-142.62	136.39	152.00	136.75
Cows - All Weights	2,505	50.01-71.31	60.34	119.00	62.04
Bulls - All Weights	119	74.16-93.81	83.21	136.00	83.24

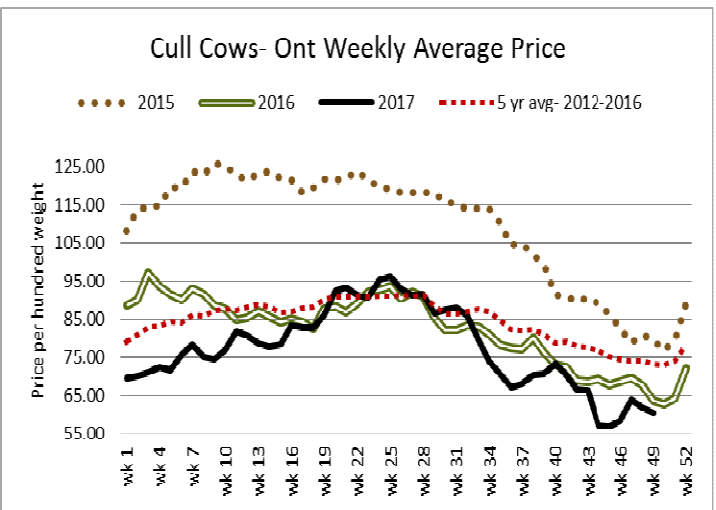
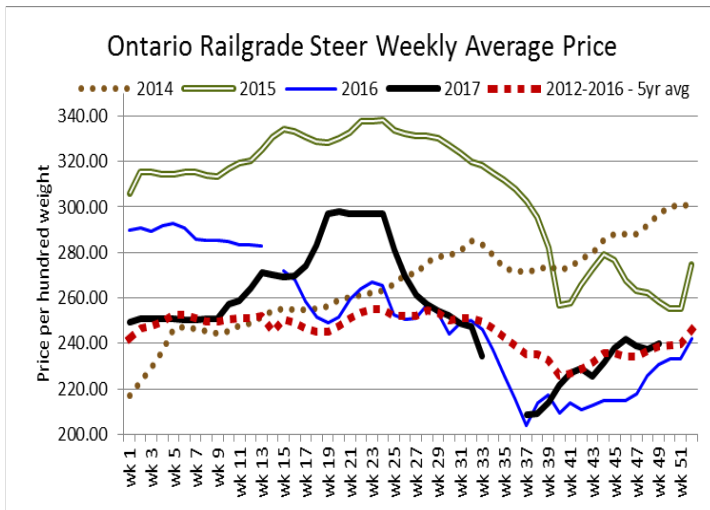
### STOCKERS - Large and Medium Frame

<b>STEERS</b>	<b>Volume</b>	<b>Price Range</b>	<b>Average</b>	<b>Top</b>	<b>Last Week Avg</b>
<b>1000+</b>	463	170.12-203.25	190.54	218.00	191.33
<b>900-999</b>	354	184.45-208.85	199.73	221.00	197.67
<b>800-899</b>	171	167.56-208.29	189.41	220.75	187.96
<b>700-799</b>	305	156.93-213.03	191.19	225.00	200.77
<b>600-699</b>	621	177.54-231.41	211.07	242.00	210.36
<b>500-599</b>	835	187.56-250.67	224.36	270.00	225.19
<b>400-499</b>	498	193.99-272.33	233.59	288.00	229.93
<b>-399</b>	153	172.61-253.79	214.05	305.00	233.79

<b>HEIFERS</b>	<b>Volume</b>	<b>Price Range</b>	<b>Average</b>	<b>Top</b>	<b>Last Week Avg</b>
<b>+900</b>	511	150.99-174.05	162.65	201.00	151.86
<b>800-899</b>	259	156.58-184.20	173.57	193.00	171.70
<b>700-799</b>	228	138.90-182.64	166.28	206.00	166.65
<b>600-699</b>	408	147.38-198.45	175.34	226.00	176.98
<b>500-599</b>	621	156.24-210.99	186.17	238.00	183.89
<b>400-499</b>	409	144.60-214.98	180.68	259.00	186.14
<b>300-399</b>	133	165.91-219.02	189.08	240.00	196.18
<b>-299</b>	21	160.00-206.67	189.13	265.00	202.62

At Kawartha Lakes Community Sale Barn, December 2, 2017 – 130 cows, 5 bulls, 61 veal, 13 fed cattle

	<b>Price Range</b>	<b>Avg.</b>	<b>Top</b>
<b>Cows</b>	50.50-72.00	60.06	78.00
<b>Bulls over 1600 lbs</b>	81.50-84.50	82.76	84.50
<b>Veal 600 lbs &amp; over</b>	119.00-147.00	126.38	147.00
<b>Veal 126-300 lbs</b>	100.00-177.50	145.61	177.50



**Denfield Livestock Exchange Inc., December 5, 2017: 170 Fed Cattle, 19 Veal, 6 Bulls, 123 Cows & 93 Drop Calves**

	Price Range	Top		Price Range	Top
Choice steers	140.00-145.00	171.00	Good beef cows	65.00-75.00	85.00
Good steers	135.00-140.00		Good Holstein cows	60.00-70.00	
Choice heifers	140.00-145.00	170.00	D1 & D2 Cows	50.00-60.00	
Good heifers	135.00-140.00		D3 & D4 Cows	40.00-50.00	
Good Holstein veal	145.00-155.00	156.50	Choice drop calves	\$200.00-\$300.00/hd	\$350.00/hd
Plain & heavy veal	135.00-145.00		Good drop calves	\$100.00-\$200.00/hd	
Good beef bulls	77.50-83.50		Plain & Newborns	\$40.00-\$100.00/hd	

**At Renfrew Pontiac Livestock Ltd.: December 5, 2017 – 16 Replacement Calves, 60 Cows, 7 Bulls**

	Price Range	Top
Replacement Calves	80.00-130.00	210.00
Cows D1 & D2	83.00-91.00	
Cows D3	72.00-82.00	
Cows D4	60.00-71.00	
Bulls	82.00-90.00	98.300

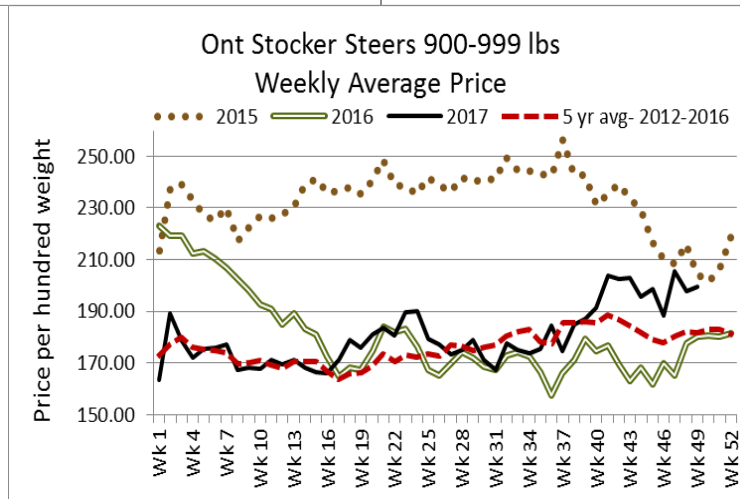
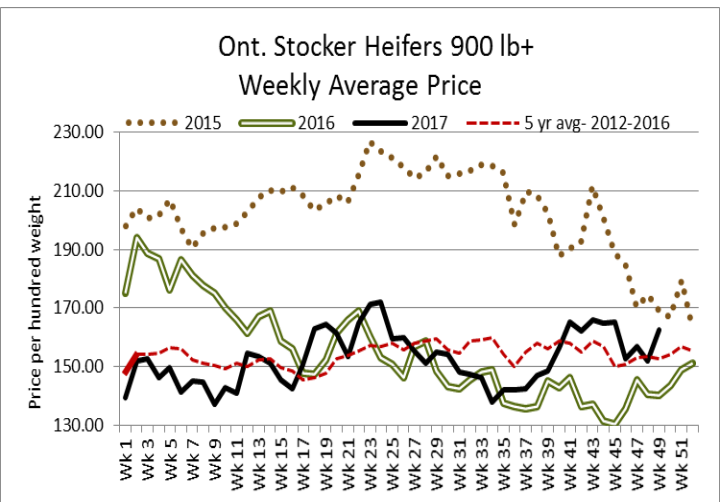
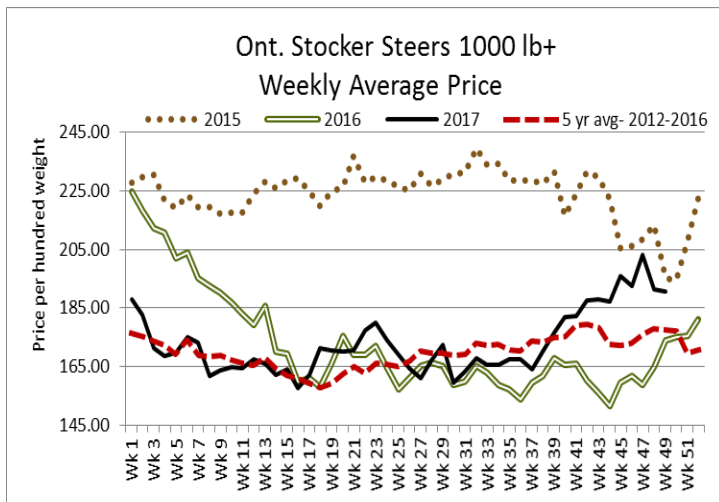
**At Aylmer Stockyards Inc.: December 6, 2017 – 14 stockers, 45 Veal, 176 Cows, 2 Bulls, 13 Fed Cattle, 122 calves**

	Price Range	Average	Top
Fed Heifers dairy & dairy cross	66.50-107.49	92.80	107.49
Cows	38.50-81.00	62.39	98.99
Veal over 600 lbs	107.00-172.99	147.30	172.99

**ONTARIO STOCKER & FEEDER TRADE**

**Stocker sale at Brussels Livestock: December 1, 2017 – 1,915 Stockers**

Steers	Price Range	Average	Top	Heifers	Price Range	Average	Top
1000+	162.00-196.00	186.08	196.00	900+	153.50-172.25	163.25	176.00
900-999	188.00-202.00	196.11	206.00	800-899	166.00-187.25	176.72	188.00
800-899	189.00-220.00	205.47	220.00	700-799	159.00-182.00	173.24	182.00
700-799	166.00-225.00	201.49	225.00	600-699	167.00-192.00	181.08	192.00
600-699	199.00-236.00	223.00	236.00	500-599	173.00-207.00	189.68	211.00
500-599	206.00-261.00	231.41	261.00	400-499	162.00-217.00	188.66	217.00
400-499	204.00-288.00	241.36	288.00	300-399	187.00-220.00	197.42	220.00
399-	185.00-271.00	232.11	305.00	299-	150.00-225.00	205.83	225.00

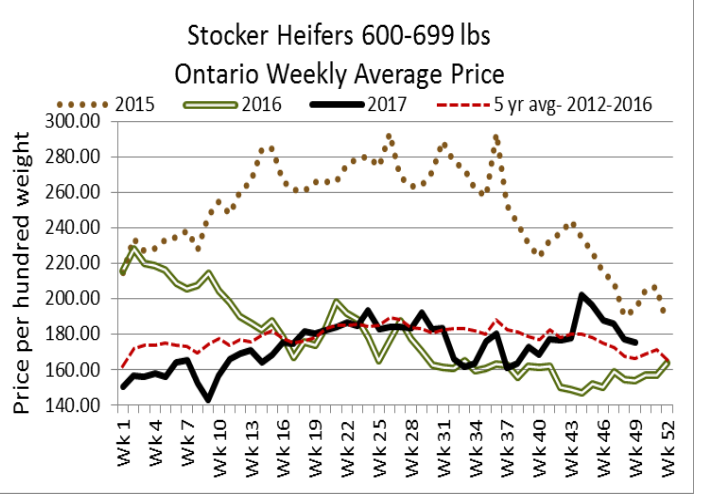
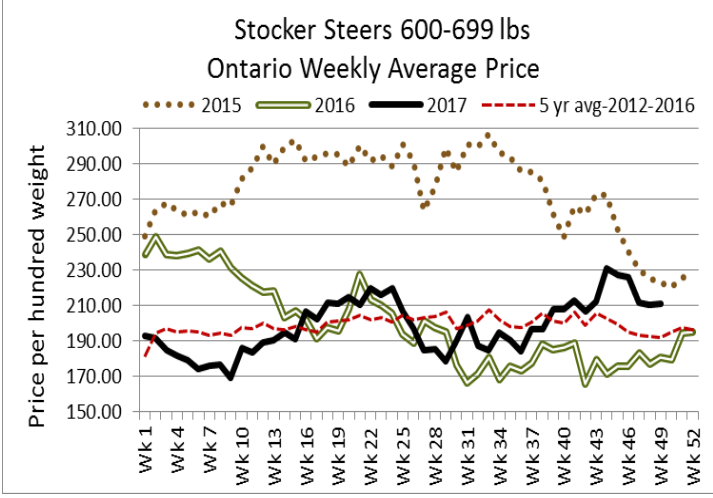
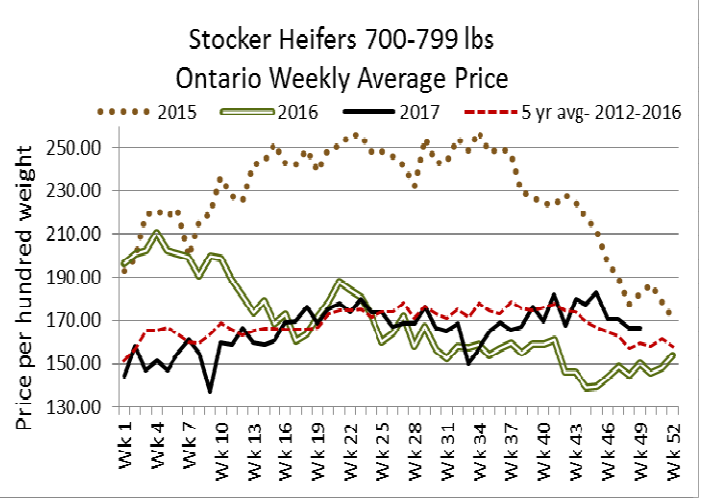
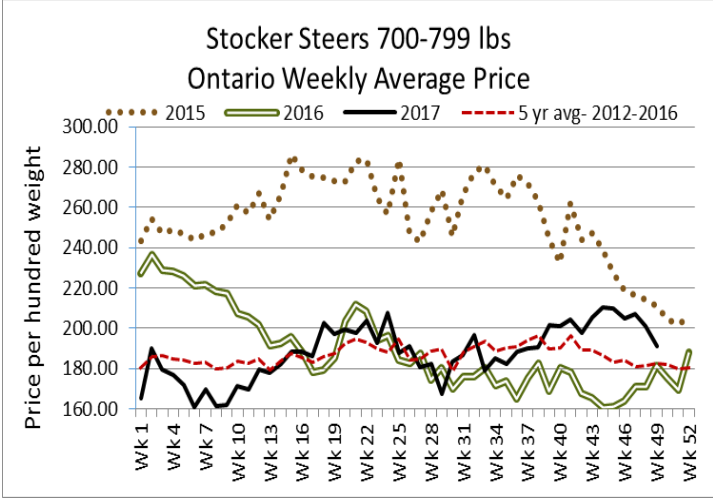
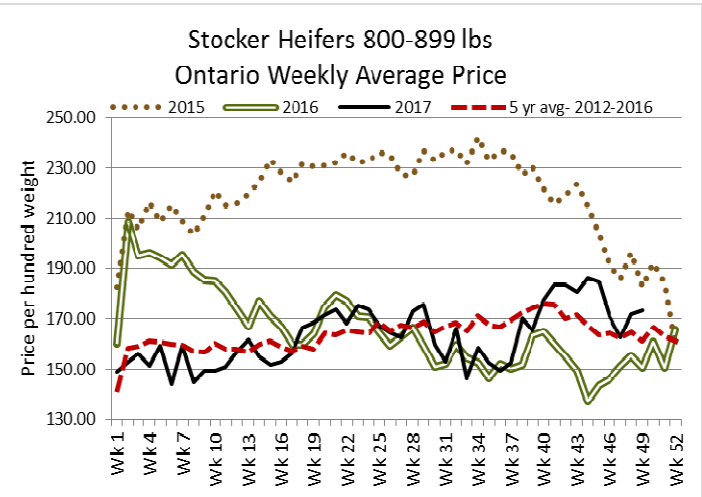
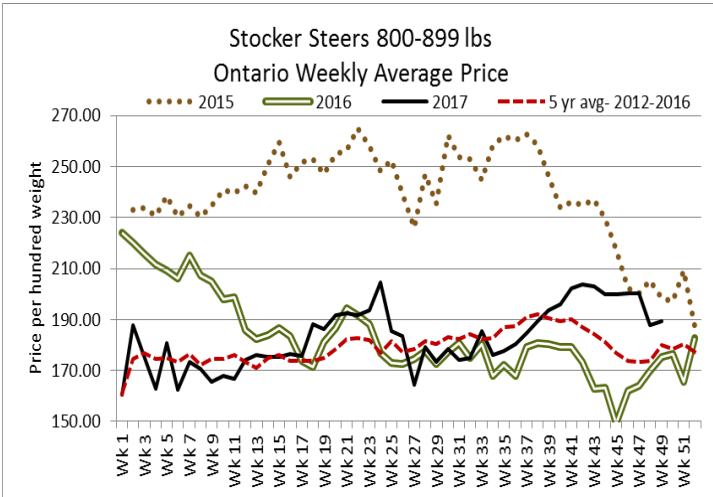


Stocker sale at: **Community Livestock Exchange: December 5, 2017 – 293 Stockers**

Steers	Price Range	Average	Top	Heifers	Price Range	Average	Top
700-799	100.00-185.00	142.49	185.00	600-699	98.99-192.50	151.49	192.50
600-699	119.99-229.99	191.10	229.99	500-599	130.00-225.00	189.10	225.00
500-599	122.50-242.49	202.19	242.49	400-499	102.49-187.50	155.60	187.50
400-499	130.00-252.49	198.19	252.49				
399-	225.00-264.99	237.69	264.99				

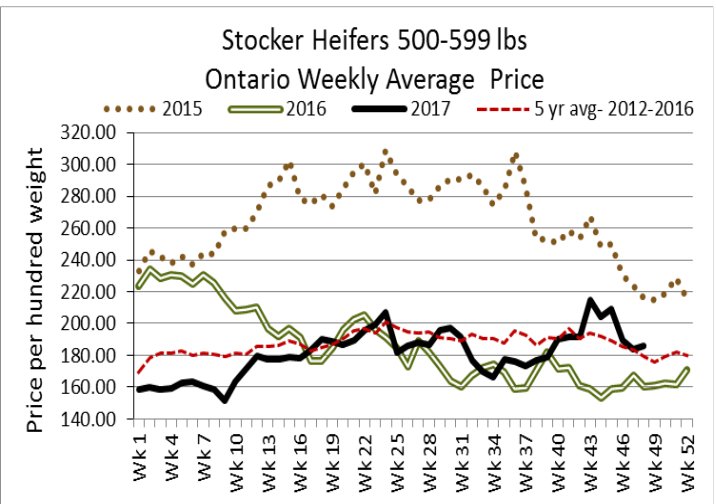
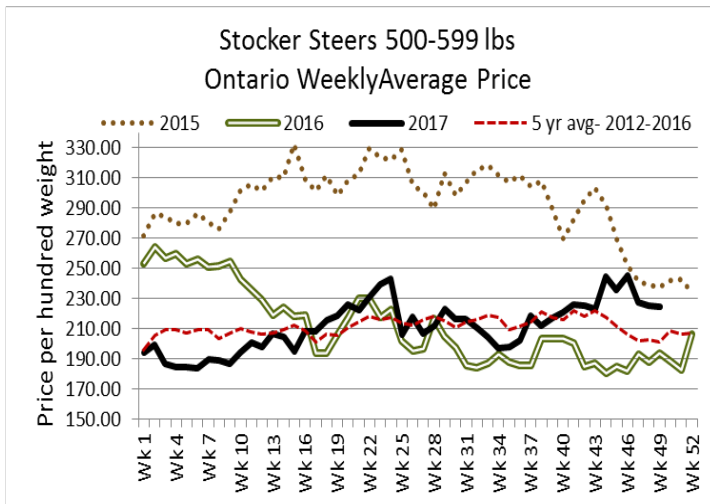
Stocker sale at: **Keady Livestock Market: December 5, 2017 – 430 Stockers**

Steers	Price Range	Average	Top	Heifers	Price Range	Average	Top
1000+	199.00-204.75	202.71	204.75	900+	140.00-162.00	154.19	162.00
900-999	176.00-211.00	196.73	211.00	800-899	160.00-193.00	175.77	193.00
800-899	171.00-197.00	186.38	197.00	700-799	155.00-187.00	172.67	187.00
700-799	167.50-210.00	193.00	210.00	600-699	147.50-189.00	174.15	189.00
600-699	192.50-227.00	213.51	228.00	500-599	150.00-202.00	176.60	221.00
500-599	215.00-256.00	236.61	256.00	400-499	140.00-211.00	179.71	232.00
400-499	247.00-287.50	262.14	287.50	300-399	200.00-217.50	207.00	217.50
399-	217.50-275.00	247.05	282.50				



Stocker sale at: **Renfrew Pontiac Livestock: December 5, 2017 – 425 Stockers**

Steers	Price Range	Average	Top	Heifers	Price Range	Average	Top
800-899	98.99-186.00	163.90	186.00	600-699	125.00-189.99	162.50	189.99
700-799	152.49-220.00	194.70	220.00	500-599	139.99-214.99	185.69	214.99
600-699	139.99-235.00	201.50	235.00	400-499	147.50-212.50	178.80	212.50
500-599	180.00-270.00	238.70	270.00	300-399	114.99-214.99	183.89	214.99
400-499	150.00-272.99	240.79	272.99				
399-	160.00-245.00	212.90	245.00				



Stocker sale at **Ontario Livestock Exchange: December 6, 2017 – 414 Stockers**

Steers	Price Range	Average	Top	Heifers	Price Range	Average	Top
1000+	174.00-218.00	202.00	218.00	900+	160.00-179.00	172.00	179.00
900-999	199.00-219.00	210.03	219.00	800-899	158.00-185.00	181.63	185.00
800-899	193.00-205.00	199.71	205.00	700-799	170.00-184.00	177.88	184.00
700-799	199.00-208.00	206.00	208.00				

Stocker sale at: **Ontario Livestock Exchange, December 7, 2017 – 259 Stockers**

Steers	Price Range	Average	Top	Heifers	Price Range	Average	Top
700-799	122.50-201.00	167.27	2301.00	700-799	113.00-152.00	135.46	167.50
600-699	188.00-207.50	196.41	207.50	600-699	137.00-155.00	146.36	155.00
500-599	160.00-237.50	191.50	237.50	500-599	155.00-170.00	166.94	170.00
400-499	77.50-240.00	155.28	240.00	400-499	87.50-155.00	127.50	155.00

Stocker sale at: **Ontario Stockyards Inc. December 7, 2017 – 1,346 Stockers**

Steers	Price Range	Average	Top	Heifers	Price Range	Average	Top
1000+	130.00-192.00	155.05	201.00	900+	155.00-201.00	174.69	201.00
900-999	182.00-215.50	202.97	221.00	800-899	149.00-193.00	185.10	193.00
800-899	161.00-220.75	187.26	220.75	700-799	134.00-195.50	174.33	206.00
700-799	175.00-221.00	201.83	222.00	600-699	162.00-208.00	188.12	208.00
600-699	177.50-238.00	215.42	238.00	500-599	171.00-215.50	194.18	217.50
500-599	185.00-245.50	224.62	250.00	400-499	160.00-209.00	183.19	218.00
400-499	197.00-260.00	232.38	262.50	300-399	162.50-240.00	197.38	240.00
399-	200.0-277.50	230.30	285.00	299-	225.00-265.00	237.95	265.00

Stocker sale at: **Ottawa Livestock Exchange, December 7, 2017 – 212 Stockers**

Steers	Price Range	Average	Top	Heifers	Price Range	Average	Top
600-699	166.00-215.00	188.55	220.00	600-699	117.00-173.00	147.40	175.00
500-599	181.00-235.00	219.20	260.00	500-599	134.00-177.00	156.23	192.00
400-499	200.00-282.00	248.81	282.00	400-499	135.00-187.00	158.50	190.00
399-	75.00-225.00	149.91	285.00	300-399	116.00-187.00	153.67	187.00

### **ONTARIO STOCKER & FEEDER TRADE SPECIAL FALL SALES**

Stocker sale at **Kawartha Lakes Community Sale Barn, December 6, 2017- 597** stockers

<b>Steers</b>	<b>Price Range</b>	<b>Average</b>	<b>Top</b>	<b>Heifers</b>	<b>Price Range</b>	<b>Average</b>	<b>Top</b>
<b>900-999</b>	170.00-215.25	208.17	215.25	<b>900+</b>	120.00-160.00	140.43	160.00
<b>800-899</b>	160.00-214.00	185.20	214.00	<b>800-899</b>	143.00-147.00	143.59	147.00
<b>700-799</b>	104.00-222.00	196.18	222.00	<b>700-799</b>	135.00-170.00	148.43	170.00
<b>600-699</b>	209.00-237.50	225.65	242.00	<b>600-699</b>	132.50-226.00	174.46	226.00
<b>500-599</b>	190.00-246.00	224.50	252.00	<b>500-599</b>	147.00-233.00	190.74	238.00
<b>400-499</b>	217.50-272.00	231.81	275.00	<b>400-499</b>	115.00-259.00	191.93	259.00
<b>Under 400</b>	215.00-257.50	238.33	257.50	<b>300-399</b>	140.00-185.00	146.14	185.00

A good offering of stocker cattle traded actively at steady to higher prices.

### **ONTARIO BRED COW SALES**

**Keady Livestock Market, December 1, 2017- 264** Bred cows and heifers, **1** Cow calf pair

	<b>Exotic and Exotic X</b>	<b>British and British X</b>
<b>Top quality bred heifers</b>	\$2500-\$3300	\$1800-\$2600
<b>Top quality bred cows</b>	\$1800-\$2300	\$1600-\$2000

Top quality bred cows and heifers sold actively to 53 different buyers!

### **QUEBEC ELECTRONIC AUCTION MARKET (F.O.B. THE FEEDLOT)**

	<b>Price</b>	<b>Change from Last Week</b>
On Thursday, December 7, 2017	235.00-236.75	+1.36

### **ALBERTA DIRECT TRADE**

Week Ending Thursday, December 7, 2017

<b>Steers</b>	Live	152.50-155.00	Rail	247.75-252.50
<b>Heifers</b>	Live	147.50	Rail	247.75-252.50

### **U.S. TRADE (U.S. funds)**

Week Ending Thursday, December 7, 2017

<b>Choice and Select Steers and Heifers:</b>	Live	115.00-119.00
	Rail	186.00-189.00

### **LIVE CATTLE EXPORTS-ONTARIO**

	<b>Week ending Nov 18, 2017</b>	<b>Week ending Nov 11, 2017</b>	<b>Year to Date</b>
<b>Total</b> live slaughter cattle exported from Ontario to the U.S.	<b>2,111</b>	<b>1,819</b>	<b>112,324</b>
<b>Steers &amp; Heifers</b>	732	324	22,754
<b>Cows</b>	825	1,076	65,881
<b>Bulls</b>	554	419	23,689

### **CANADIAN BOXED BEEF CUT-OUT VALUES**

<b>Week Ending</b>	<b>AAA</b>	<b>AA</b>
November 24, 2017	2.5729	2.4466
November 17, 2017	2.4928	2.4064
November 10, 2017	2.4996	2.4334

### **U.S. BOXED BEEF CUT-OUT VALUES (U.S. funds)**

	<b>Choice 600-900</b>	<b>Select 600-900</b>
<b>Current Five Day Average:</b>	206.95	184.74

### USDA ESTIMATED CATTLE PROCESSING VOLUME

	<b>Week Ending</b> <b>December 9, 2017</b>	<b>Previous Week</b>	<b>Year Ago</b>
<b>Grand Total</b>	633,000	645,000	608,000

### FEDERALLY INSPECTED CANADIAN PROCESSING

	<b>Week Ending</b> <b>Dec 2, 2017</b>	<b># of hd change from</b> <b>week ago</b>	<b>YTD</b>	<b>% Change</b> <b>(Week Ago)</b>	<b>% Change</b> <b>(Year Ago)</b>
<b>Grand Total</b>	57,296	-4,934	2,623,864	-8%	+6%
<b>Western Slaughter</b>	43,85	-4,252	2,038,864	-9%	+6%
<b>Eastern Slaughter</b>	13,411	-682	585,000	-5%	+6%

### AVERAGE CARCASS WEIGHTS – CANADA

	<b>Steers</b>	<b>Heifers</b>
Dec 2, 2017	925	838
Nov 25, 2017	925	837
Dec 3, 2016	935	848

### LIVE CATTLE – CANADA

<b>IMPORTS</b>		<b>Import % change</b> <b>from 2016 YTD</b>	<b>EXPORTS</b>		<b>Export % change</b> <b>from 2016 YTD</b>
<i>Jan 1- Oct 31</i>			<i>Jan 1-Nov 25</i>		
Pure bred	6,394	+101%	Slaughter steers & heifers	299,947	+5%
Non-pure bred	80,913	+465%	Feeder steers & heifers	113,127	-36%
			Cows & Bulls	173,044	-27%

### BEEF EXPORTS – CANADA

<b>United States</b>	<b>Change from last year YTD</b>	<b>Mexico</b>	<b>Change from last year YTD</b>
<i>Jan 1 – Oct 31</i>		<i>Jan 1 – Oct 31</i>	
Total 234,925 tonnes	+2% or +5,173 tonnes	14,469 tonnes	+5% or +677 tonnes

### BEEF PRODUCTION – CANADA

	<b>Jan 1 – Dec 2</b>	<b>Last Year Same Time</b>	<b>% Change</b>
Fed	869,558 tonnes	852,036 tonnes	+2%
Non-fed	141,957 tonnes	127,223 tonnes	+12%

### BEEF IMPORTS – CANADA

	<b>Jan 1 – Dec 2</b>	<b>Last Year Same Time</b>	<b>% Change</b>
United States	112,287 tonnes	113,268 tonnes	-1%
Non-NAFTA	52,926 tonnes	55,633 tonnes	-23%
Total	161,690 tonnes	175,546 tonnes	-8%

### CHICAGO MERCANTILE EXCHANGE

Closing quotes on futures today were as follows:

<b>Live Cattle</b>		<b>Feeder Cattle</b>		<b>Corn</b>		<b>Soybeans</b>		<b>Canadian \$</b>	
<b>Dec</b>	115.57 -0.05	<b>Jan</b>	145.22 -1.10	<b>Dec</b>	3.400 +1.2	<b>Jan</b>	9.896 -2.2	<b>Spot</b>	77.72 -0.02
<b>Feb</b>	118.30 -0.37	<b>Mar</b>	143.32 -1.17	<b>Mar</b>	3.526 +1.2	<b>Mar</b>	10.014 -2.6	<b>Dec</b>	77.73 -0.02
<b>Apr</b>	120.20 +0.10	<b>Apr</b>	143.65 -0.97	<b>May</b>	3.610 +1.0	<b>May</b>	10.122 -2.4	<b>Mar</b>	77.84 -0.01
<b>Jun</b>	113.10 -0.32	<b>May</b>	143.72 -0.72	<b>Jul</b>	3.692 +0.6	<b>Jul</b>	10.210 -2.2	<b>Jun</b>	77.92 -0.02
<b>Aug</b>	110.57 -0.47	<b>Aug</b>	145.52 -0.67	<b>Sep</b>	3.764 +1.0	<b>Aug</b>	10.220 -2.0	<b>Oct</b>	78.01 -0.02
<b>Oct</b>	110.90 -0.35	<b>Sep</b>	145.07 -0.75	<b>Dec</b>	3.850 +1.0	<b>Sep</b>	10.130 -1.0	<b>Dec</b>	78.08 -0.02

Beef Farmers of Ontario, 130 Malcolm Road, Guelph, ON N1K 1B1 Phone: (519) 824-0334 Fax: (519) 824-9161 or email: [markets@ontariobeef.com](mailto:markets@ontariobeef.com)

## **ONTARIO STOCKER & FEEDER TRADE SPECIAL FALL SALES**

14-Dec	11:00 am	Ontario Stockyards Inc	All Vaccinated Sale- in conjunction with reg. sale
15-Dec	5:00 pm	Keady Livestock Market	Bred Cow & Heifer Sale
15-Dec	7:00 pm	Ontario Stockyards Inc	Bred Cow & Cow/Calf Pair Sale

### **Comments for the week ending December 7, 2017**

536 fed steers and heifers sold through Ontario auction markets this week up 63 head from last week but 152 less than this time last year. Fed steers traded from \$127.97-\$144.06 with a weekly weighted average price of \$137.54 up \$1.67 from last week and \$2.70 above year ago prices. Heifers sold from \$129.06-\$142.62 averaging \$136.39 down \$0.36 from last week and \$2.74 stronger than last year at this time. Auction markets reported trade as active at steady to firm prices with the fancies bringing premiums. By week's end trade was active at mostly steady to steady prices.

Ontario railgrade prices improved the previous Friday to \$240.00-\$242.00 dressed for steers and \$239.00-\$241.00 for heifers. By Monday, the market had declined to \$239.00-\$240.00 for steers and \$238.00-\$239.00 for heifers. By Wednesday the market had slipped slightly to \$238.00-\$240.00 dressed for steers and \$237.00-\$239.00 for heifers. Delivery of most of these cattle was reported for the week of December 18<sup>th</sup>. This week's average prices are \$2.50 higher than last week on average, and \$9.25 stronger than the same time last year.

77 more cull cows sold through auction markets this week at 2,505 head, but this volume is 412 lower than the same time last year. Cull cows traded from \$50.01-\$71.31 with a weekly weighted average price of \$60.34 down \$1.70 from last week and \$3.38 below year ago prices. Auction markets reported trade as steady to barely steady until mid-week when the market demand was reported to be moderate with prices mostly steady. However the market ended the week with active trading at strong prices.

Lighter receipts of stocker and feeder cattle were on offer this week at auction markets at 5,990 head, down 1,611 from last week and 12 more than the same week last year. Auction markets reported trade as active on a strong demand. Prices were steady on the good quality vaccinated cattle with non-vaccinated and second cut under pressure. Heavy heifers the previous Friday were reported to be \$3.00-\$5.00 cwt higher but were \$5.00 cwt lower by mid-week. Actual average prices this week saw steers 400-500 lbs up \$3.66 from last week on average, 500-600 lbs steers down \$0.83, 600-700 lbs up \$0.71, 700-800 lbs down \$9.58, 800-900 lbs up \$1.45, 900-1000 lbs up \$2.06 and steers 1000 lbs plus averaged \$0.79 lower than last week on average. Heifers between 300-400 lbs averaged \$7.10 lower than last week, 400-500 lbs were down \$5.46, 500-600 lbs up \$2.28, 600-700 lbs down \$1.64, 700-800 lbs down \$0.37, 800-900 lbs up \$1.87 and heifers 900 lbs and over averaged \$10.79 higher than last week.

The Quebec electronic market, this week, ranged from \$235.00-\$236.75 dressed, up \$1.36 from the previous week on average.

Alberta direct trade this week was moderate. Canfax reported live steers from \$152.50-\$155.00 averaging \$154.14 up \$3.64 from last week on average, while live heifers sold at \$147.50 with no live sales last week to compare to. On the rail Canfax reports steers and heifers from \$247.75-\$252.50 dressed, with steers averaging \$250.24 down \$1.11 on average while heifers averaged \$251.05 up \$1.32 from last week, on average. Canfax reported that this week's sales were for delivery in one to two weeks.



The US cash cattle trade final results for the week ending November 30th, posted by the USDA Mandatory Price Report, saw sales last week ranging from \$117.00-\$122.00 live with steers averaging \$120.58 up \$1.61 from the previous week, while heifers averaged \$120.44 up \$1.29. On the rail prices were noted to decline from Thursday into Friday. Dressed deals ranged from \$187.00-\$192.00 for the week, with steers averaging \$189.91 up \$0.82 and heifers \$189.90 up \$0.30. This week the U.S. cash cattle trade saw a couple of sales Tuesday afternoon at \$115.00-\$117.00 live in Kansas, down \$4.00-\$5.00 from last week while a few in Iowa sold from \$122.00-\$123.00 live, but certainly not enough sold in either state to establish a market. At the Fed Cattle Exchange online auction on Wednesday morning there were 665 head of fed cattle on offer, with no sales reported as sellers resisted bids at \$117.25-\$117.50 live. On the cash market, light to moderate trade developed in the north with dressed sales ranging from \$186.00-\$189.00 averaging \$187.19 down \$2.70 from last week on average, while live sales in the north were from \$117.00- \$118.50. A couple of sales in the south were also noted Wednesday at \$117.00 live. Overall live prices Wednesday averaged \$117.70 down \$2.75 from last week on average. On Thursday, light to moderate trade developed with southern sales from \$115.00-\$119.00, mostly \$117.00 down \$3.00-\$4.00 from last week, while business in the north ranged from \$186.00-\$188.50, mostly \$186.00-\$187.00 dressed, down \$3.00-\$4.00 from last week. Today, we could see some clean up deals but at this point it appears that the bulk of trade for the week is completed.