



Weekly Market Information Report for the week ending Thursday January 4, 2018

The following information is collected from various sources and disseminated by Beef Farmers of Ontario.

ONTARIO DIRECT TO PACKER RAILGRADE CATTLE TRADE

Prices are on a carcass weight basis before grade and weight discounts. Weekly Range:

A Grade Steers	253.00-260.00
A Grade Heifers	252.00-259.00

ONTARIO LIVE CATTLE TRADE

Ontario auction sales this week saw weighted average price ranges for:

FED CATTLE	Volume	Price Range	Average	Top	Last Week Avg
Large Frame Steers +1250	87	148.00-153.60	151.18	157.50	133.37
Medium Frame Steers +1250	33	140.47-149.24	144.54	158.00	144.01
Large & Medium Frame Steers +1250	120	145.47-152.03	149.27	158.00	138.54
Large Frame Heifers +1000	88	141.77-153.22	148.59	161.00	146.33
Medium Frame Heifers +1000	58	137.91-150.47	145.85	157.50	147.88
Large & Medium Frame Heifers +1000	146	139.27-152.71	147.60	161.00	146.76
Cows - All Weights	1,634	62.70-83.24	73.13	130.00	74.68
Bulls - All Weights	88	75.40-99.07	88.80	143.00	99.24

STOCKERS - Large and Medium Frame

STEERS	Volume	Price Range	Average	Top	Last Week Avg
1000+	93	181.86-195.94	190.04	210.50	187.42
900-999	78	183.25-203.23	197.00	214.00	200.12
800-899	31	149.14-193.37	178.25	217.50	208.02
700-799	68	129.87-189.57	165.04	221.50	207.21
600-699	86	178.41-224.72	202.13	235.00	209.46
500-599	109	206.58-244.28	225.47	260.00	223.00
400-499	69	180.71-227.98	219.58	257.50	213.14
-399	25	152.40-237.20	199.02	280.00	206.01

HEIFERS	Volume	Price Range	Average	Top	Last Week Avg
+900	47	131.10-163.64	154.87	177.00	173.61
800-899	19	148.79-158.26	154.42	177.50	172.59
700-799	34	140.29-173.97	162.33	194.00	171.70
600-699	60	160.23-182.43	174.33	189.00	178.36
500-599	101	161.42-195.28	177.40	213.00	178.03
400-499	60	179.16-201.50	197.41	207.50	193.10
300-399	7	199.71-207.57	203.45	211.00	188.75
-299	8	225.63	225.63	230.00	N/T

At **Renfrew Pontiac Livestock Ltd.:** January 2, 2018 – 8 Replacement Calves, 31 Cows, 2 Bulls

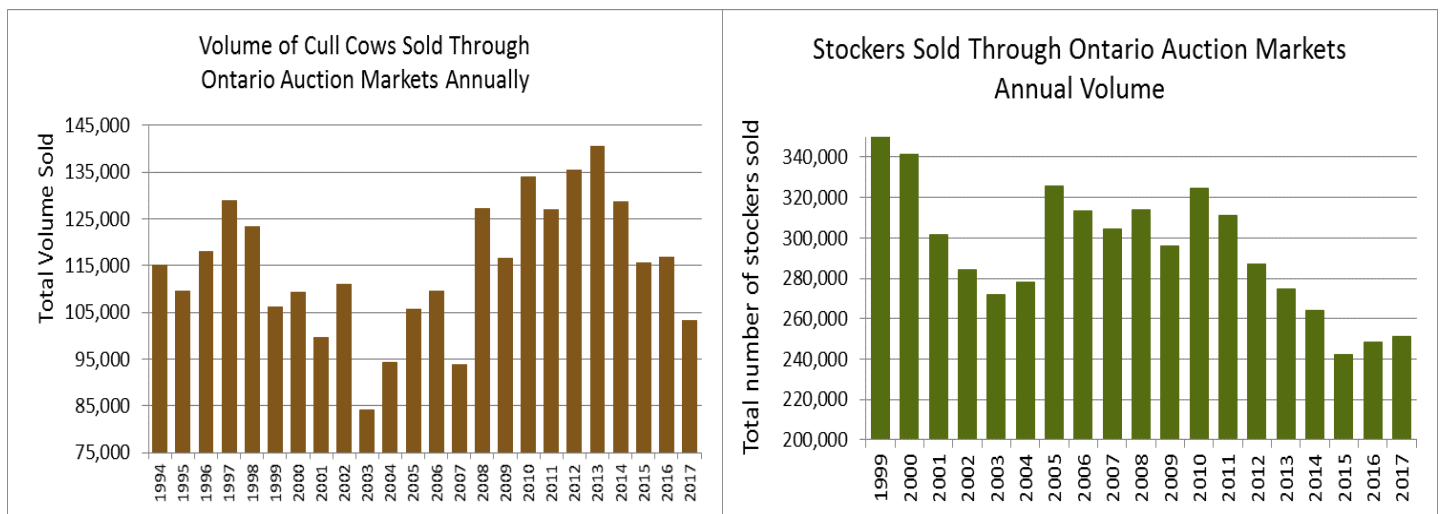
	Price Range	Top
Replacement Calves	80.00-120.00	160.00
Cows D1 & D2	92.00-98.00	100.50
Cows D3	77.00-92.00	
Cows D4	65.00-76.00	
Bulls	85.00-100.00	100.50

Denfield Livestock Exchange Inc., January 2, 2018 - 93 Fed Cattle, 13 Veal, 1 Bull, 52 Cows & 150 Drop Calves

	Price Range	Top		Price Range	Top
Choice steers	150.00-155.00	163.50	Good beef cows	75.00-85.00	93.50
Good steers	145.00-150.00		Good Holstein cows	75.00-85.00	
Choice heifers	150.00-155.00		D1 & D2 Cows	60.00-70.00	
Good heifers	145.00-150.00		D3 & D4 Cows	50.00-60.00	
Good Holstein veal	145.00-155.00	168.00	Choice drop calves	\$175.00-\$250.00/hd	\$320.00/hd
Plain & heavy veal	135.00-145.00		Good drop calves	\$100.00-\$175.00/hd	
Good beef bulls	89.00		Plain & Newborns	\$40.00-\$90.00/hd	

At Aylmer Stockyards Inc.: January 3, 2018 – 5 stockers, 22 Veal, 190 Cows, 3 Bulls, 24 Fed Cattle, 106 calves

	Price Range	Average	Top
Fed Heifers, Dairy & dairy cross	70.49-118.99	93.99	118.99
Cows	48.99-90.50	75.30	130.00
Veal over 600 lbs	110.00-163.99	152.09	163.99



ONTARIO STOCKER & FEEDER TRADE

Stocker sale at **Brussels Livestock, December 29, 2017- 386** stockers

Steers	Price Range	Average	Top	Heifers	Price Range	Average	Top
1000+	179.25-195.50	187.12	195.50	900+	132.00-176.50	165.34	176.50
900-999	187.00-210.00	204.27	210.00	800-899	132.00-172.00	157.00	172.00
800-899	175.00-210.00	193.69	217.50	700-799	136.00-179.00	166.94	179.00
700-799	120.00-209.00	174.53	221.50	600-699	165.00-189.00	181.88	189.00
600-699	190.00-235.00	210.08	235.00	500-599	160.00-195.00	174.52	196.00
500-599	220.00-260.00	239.41	260.00	400-499	177.00-200.00	195.19	200.00
400-499	210.00-249.00	234.91	249.00				
399-	185.00-242.00	209.18	280.00				

Stocker sale at: **Community Livestock Exchange: January 2, 2018– 65** Stockers

Steers	Price Range	Average	Top	Heifers	Price Range	Average	Top
700-799	157.00-183.00	169.90	183.00	500-599	152.49-194.99	170.79	194.99
600-699	140.99-200.99	170.99	200.99				
500-599	169.99-242.49	202.59	242.49				

Stocker sale at: **Renfrew Pontiac Livestock: January 2, 2018– 73** Stockers

Steers	Price Range	Average	Top	Heifers	Price Range	Average	Top
600-699	200.00-204.99	202.49	204.99	500-599	169.99-210.00	197.30	210.00
500-599	194.99-227.49	217.89	227.49	400-499	177.49-207.50	203.29	207.50
400-499	150.00-237.50	230.60	237.50				

Stocker sale at **Ontario Livestock Exchange: January 3, 2018 – 111 Stockers**

Steers	Price Range	Average	Top	Heifers	Price Range	Average	Top
1000+	195.00-210.50	204.90	210.50	900+	Not enough to report a trade		
900-999	195.00-214.00	209.53	214.00				

Stocker sale at: **Ontario Livestock Exchange, January 4, 2018– 105 Stockers**

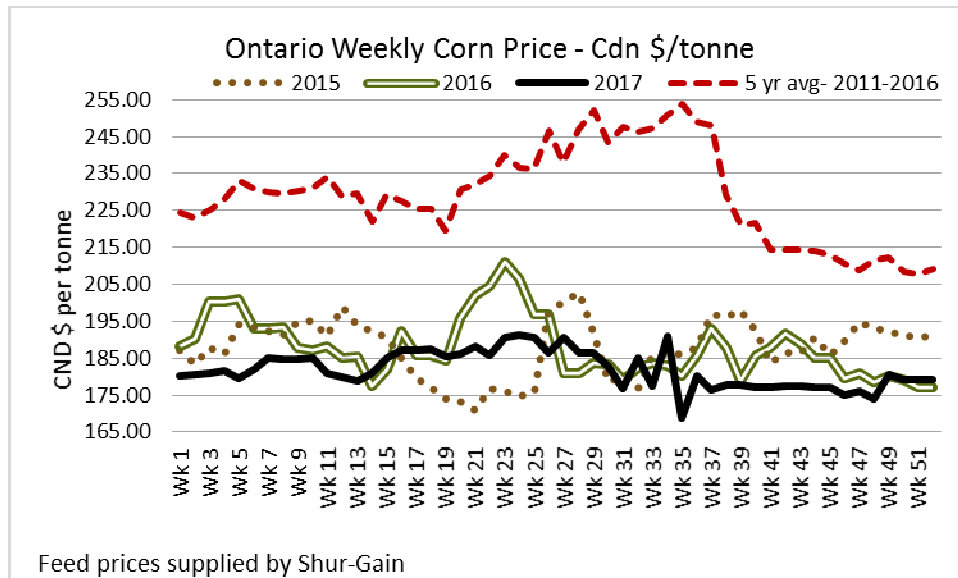
Steers	Price Range	Average	Top	Heifers	Price Range	Average	Top
800-899	96.00*175.00	155.25	175.00				
700-799	99.00-112.50	103.15	112.50				
600-699	117.00-210.00	177.25	210.00				

Stockers sold steady with quality considered.

Stocker sale at: **Ontario Stockyards Inc. - January 4, 2018– 146 Stockers**

Steers	Price Range	Average	Top	Heifers	Price Range	Average	Top
700-799	187.00-205.00	194.13	205.00	900+	161.50-169.00	167.18	169.00
600-699	195.00-231.00	216.94	231.00	500-599	180.00-213.00	193.46	213.00
500-599	220.00-230.00	225.43	237.50	400-499	184.00-199.00	195.25	199.00
400-499	230.00-237.50	234.87	257.50				
Under 400	100.00-246.00	191.81	250.00				

Stockers continued to trade actively with prices fully steady to strong



QUEBEC ELECTRONIC AUCTION MARKET (F.O.B. THE FEEDLOT)

	Price	Change from Last Week
On Thursday, January 4, 2018	256.00-258.00	+2.76

ALBERTA DIRECT TRADE

Week Ending Thursday, January 4, 2018

Steers	Live	167.25	Rail-FOB	277.75-279.50
Heifers	Live	163.75-168.00	Rail-FOB	278.50-280.00

U.S. TRADE (U.S. funds)

Week Ending Thursday, January 4, 2018

Choice and Select Steers and Heifers:	Live	122.00
	Rail	193.00-195.00

LIVE CATTLE EXPORTS-ONTARIO

	<i>Week ending Dec 16, 2017</i>	<i>Week ending Dec 9, 2017</i>	<i>Year to Date</i>
Total live slaughter cattle exported from Ontario to the U.S.	2,363	2,654	123,274
Steers & Heifers	1,426	1,730	29,581
Cows	717	633	68,763
Bulls	220	291	24,930

CANADIAN BOXED BEEF CUT-OUT VALUES

Week Ending	AAA	AA
November 24, 2017	2.5729	2.4466
November 17, 2017	2.4928	2.4064
November 10, 2017	2.4996	2.4334

U.S. BOXED BEEF CUT-OUT VALUES (U.S. funds)

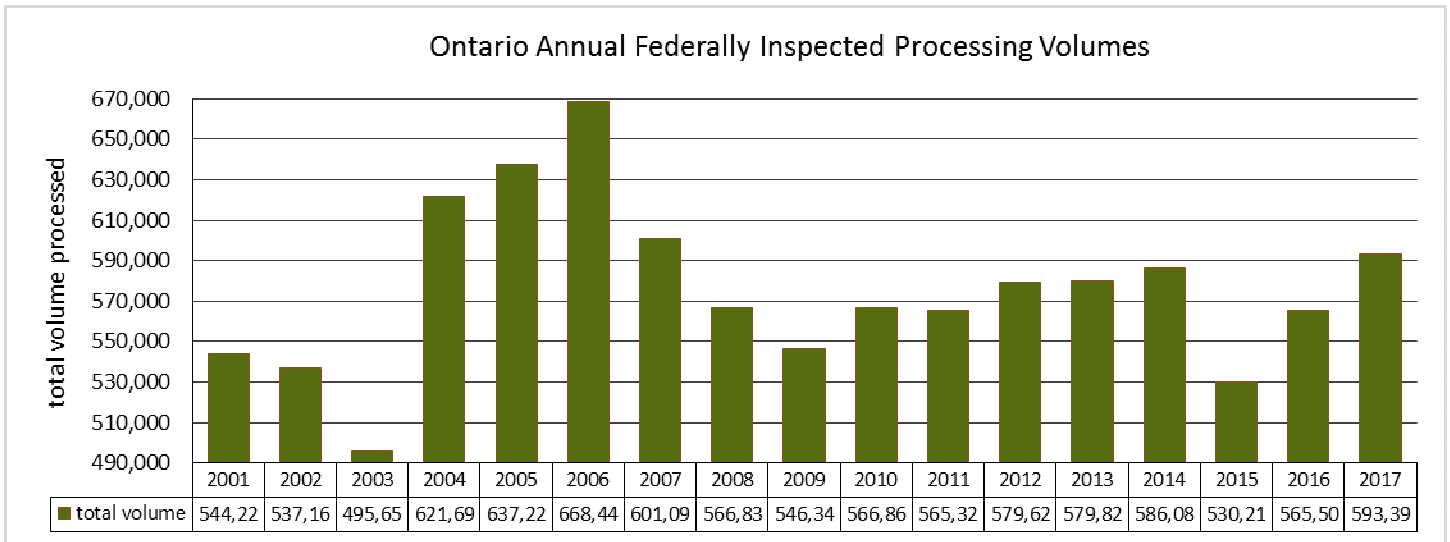
	Choice 600-900	Select 600-900
Current Five Day Average:	205.52	196.10

USDA ESTIMATED CATTLE PROCESSING VOLUME

	<i>Week Ending January 6, 2017</i>	<i>Previous Week</i>	<i>Year Ago</i>
Grand Total	541,000	502,000	543,000

FEDERALLY INSPECTED CANADIAN PROCESSING

	<i>Week Ending Dec 30, 2017</i>	<i># of hd change from week ago</i>	<i>YTD</i>	<i>% Change (Week Ago)</i>	<i>% Change (Year Ago)</i>
Grand Total	35,973	-19,708	2,831,766	-35%	+7%
Western Slaughter	27,399	-15,984	2,199,716	-37%	+7%
Eastern Slaughter	8,574	-3,724	632,050	-30%	+6%



AVERAGE CARCASS WEIGHTS – CANADA

	Steers	Heifers
Dec 30, 2017	912	838
Dec 23, 2017	916	832
Dec 31, 2016	914	824

LIVE CATTLE – CANADA

IMPORTS		Import % change from 2016 YTD	EXPORTS		Export % change from 2016 YTD
Jan 1- Oct 31			Jan 1-Dec 23		
Pure bred	6,394	+101%	Slaughter steers & heifers	328,677	+5%
Non-pure bred	80,913	+465%	Feeder steers & heifers	117,243	-34%
			Cows & Bulls	184,619	-28%

BEEF EXPORTS – CANADA

United States		Change from last year YTD	Mexico	Change from last year YTD
Jan 1 – Oct 31			Jan 1 – Oct 31	
Total	234,925 tonnes	+2% or +5,173 tonnes	14,469 tonnes	+5% or +677 tonnes

BEEF PRODUCTION – CANADA

	Jan 1 – Dec 30/17	Last Year Same Time	% Change
Fed	934,031 tonnes	910,053 tonnes	+3%
Non-fed	157,263 tonnes	139,373 tonnes	+13%

BEEF IMPORTS – CANADA

	Jan 1 – Dec 30/17	Last Year Same Time	% Change
United States	121,345 tonnes	123,915 tonnes	-2%
Non-NAFTA	46,027 tonnes	59,226 tonnes	-22%
Total	174,291 tonnes	190,268 tonnes	-8%

CHICAGO MERCANTILE EXCHANGE

Closing quotes on futures today were as follows:

Live Cattle		Feeder Cattle		Corn		Soybeans		Canadian \$	
Feb	119.25 -3.00	Jan	146.62 -2.40	Mar	3.512 +0.2	Jan	9.614 +2.2	Spot	80.59 +0.56
Apr	120.85 -2.97	Mar	141.97 -3.57	May	3.592 +0.0	Mar	9.706 +3.0	Mar	80.66 +0.56
Jun	112.32 -2.52	Apr	142.35 -3.47	Jul	3.674 -0.2	May	9.814 +3.0	Jun	80.72 +0.54
Aug	109.40 -2.32	May	142.25 -3.22	Sep	3.752 +0.0	Jul	9.910 +3.0	Sep	80.77 +0.52
Oct	110.92 -2.02	Aug	145.80 -2.67	Dec	3.844 +0.0	Aug	9.932 +2.6	Dec	80.83 +0.52
Dec	113.12 -1.95	Sep	145.50 -2.55	Mar	3.940 +0.0	Sep	9.882 +1.6	Mar	80.86 +0.50

Beef Farmers of Ontario, 130 Malcolm Road, Guelph, ON N1K 1B1 Phone: (519) 824-0334 Fax: (519) 824-9161 or email: markets@ontariobeef.com

ONTARIO STOCKER & FEEDER TRADE UPCOMING SPECIAL SALES

19-Jan 11:00 am	Community Livestock Exchange	Quinte Cattlemen's 100% Vaccinated Sale
14-Feb 10:00 am	Kawartha Lakes Community Sale Barn	Peterborough/Victoria Counties Stocker Sale

Comments for the week ending January 4, 2017

Between extreme cold weather and the holiday schedule, receipts of cattle moving in Ontario are very light. There were 266 fed steers and heifers sold through auction markets which is up 160 from last week, which only had one reportable sale, but volumes are down 184 head from the same time last year. Fed steers traded from \$145.47-\$152.03 averaging \$149.27 up \$10.73 from last week and \$7.68 stronger than year ago prices. Fed heifers sold from \$139.27-\$152.71 averaging \$149.60 up \$0.84 from last week and \$1.43 above year ago prices. Auction markets this week noted a good demand and active trading, with prices steady to \$4.00-\$5.00 cwt higher than two weeks ago and \$2.00 cwt stronger than last week.

Ontario railgrade prices were reported on the Friday before New Year's at \$253.00-\$260.00 dressed for steers and \$252.00-\$259.00 for heifers and held fully steady at this price for the entire week. This week's average price is up \$6.25 from last week and \$7.25 above this time last year.

1,634 cull cows came to market this week, up 738 head from last week but 504 less than last year at this time. Cull cows sold from \$62.70-\$83.24 averaging \$73.13, down \$1.55 from last week but \$3.60 stronger than year ago prices. Auction markets reported trade as strong and active. Prices were anywhere from fully steady to \$2.00-\$5.00 higher than last week's sharply higher market and \$5.00-\$10.00 stronger than two weeks ago. The market ended the week as steady.

Extremely light receipts of 895 stocker and feeder cattle sold through just five auction sales this week, down 224 from last week and 463 less than this time last year. Auction markets reported trade as active with prices steady to barely steady, with the quality considered. Actual average prices (on very light receipts) for steers 400-500 lbs were up \$6.44, 500-600 lbs up \$2.47, 600-700 lbs down \$7.33, 700-800 lbs down \$42.17, 800-900 lbs down \$29.77, 900-1000 lbs down \$3.12 and steers 1000 lbs plus averaged \$2.62 higher than the week between the two holidays. Heifers 400-500 lbs were up \$4.31 on average, 500-600 lbs down \$0.63, 600-700 lbs down \$4.03, 700-800 lbs down \$9.37, 800-900 lbs down \$18.17 and heifers 900 lbs and over averaged \$18.74 lower than last week.

The Quebec electronic market this week ranged from \$256.00-\$258.00 dressed, up \$2.67 on average, from last week.

Alberta direct trade the week ending December 29th, was too light to establish a price report but prices are reported as \$5.00-\$6.00 higher than the previous week. Canfax noted a couple of sales at \$167.25 live for steers and \$275.00 delivered, also for steers. This week, moderate volumes traded with prices reported by Canfax as \$4.00-\$7.00 cwt higher. Canfax notes that "Dressed sales were reported in a tight trade range and all three Alberta packers competed for inventory." Prices are sitting at \$167.25 for steers and \$163.75-\$168.00 live for heifers. On the rail prices are sitting at \$280.00-\$282.00 dressed, delivered.

The US cash cattle trade for the week ending December 29th was very late Friday afternoon, but prices were sharply higher! The USDA Mandatory Price report for the week listed live sales from \$119.00-\$123.50 with steers averaging \$122.84 up \$2.87 from the previous week, while heifers averaged \$122.98 up \$2.95. On the rail steers and heifers traded from \$190.00-\$196.00 dressed, with steers averaging \$194.50 up \$4.18 from the previous week, while heifers averaged \$194.91 up \$4.53. This week's market was at a complete standstill until this morning where light to moderate trade developed at \$122.00 live in the south, which is \$1.00 lower than last week. Business in the north was steady at \$195.00 dressed, but as the day progressed prices declined with sales for the day from \$193.00-\$195.00 dressed, steady to \$2.00 lower. The lower prices came as the cattle futures declined sharply with the nearby live cattle futures down the limit.