



Weekly Market Information Report for the week ending Thursday January 11, 2018

The following information is collected from various sources and disseminated by Beef Farmers of Ontario.

ONTARIO DIRECT TO PACKER RAILGRADE CATTLE TRADE

Prices are on a carcass weight basis before grade and weight discounts. Weekly Range:

A Grade Steers	253.00-260.00
A Grade Heifers	252.00-259.00

ONTARIO LIVE CATTLE TRADE

Ontario auction sales this week saw weighted average price ranges for:

FED CATTLE	Volume	Price Range	Average	Top	Last Week Avg
Large Frame Steers +1250	145	138.82-158.70	147.94	170.00	151.18
Medium Frame Steers +1250	87	134.84-148.93	143.68	166.50	144.54
Large & Medium Frame Steers +1250	232	138.39-157.42	147.18	170.00	149.27
Large Frame Heifers +1000	145	139.53-151.06	146.13	169.50	148.59
Medium Frame Heifers +1000	120	131.46-151.62	144.51	162.00	145.85
Large & Medium Frame Heifers +1000	265	137.18-152.45	145.89	169.50	147.60
Cows - All Weights	2,501	55.02-74.92	64.37	116.00	73.13
Bulls - All Weights	102	75.72-99.73	86.47	141.00	88.80

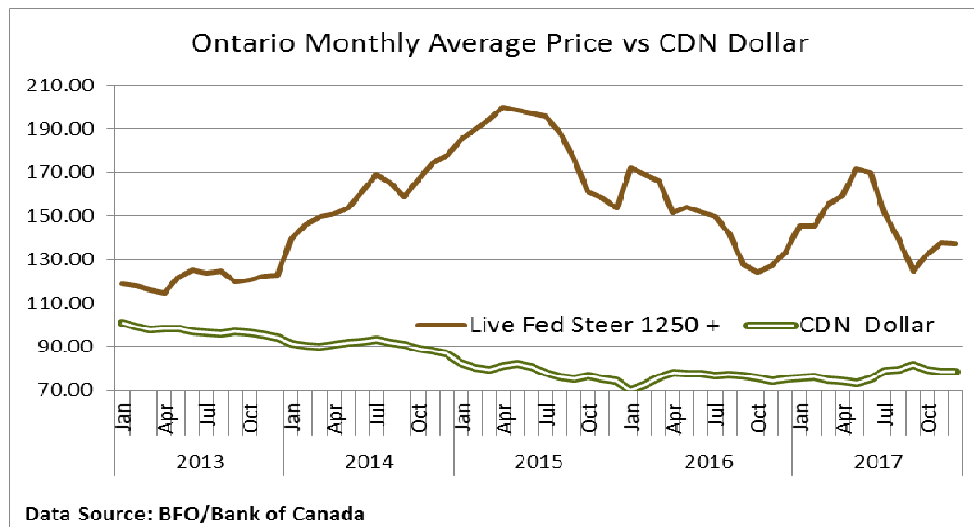
STOCKERS - Large and Medium Frame

STEERS	Volume	Price Range	Average	Top	Last Week Avg
1000+	327	166.74-201.32	185.14	203.50	190.04
900-999	182	176.65-206.97	194.63	218.00	197.00
800-899	113	176.04-203.93	196.12	213.00	178.25
700-799	169	168.97-205.50	190.33	217.00	165.04
600-699	288	186.20-237.76	215.92	246.00	202.13
500-599	209	180.85-244.41	218.14	262.50	225.47
400-499	119	181.78-241.21	221.10	260.00	219.58
-399	46	202.68-253.46	230.96	272.50	199.02

HEIFERS	Volume	Price Range	Average	Top	Last Week Avg
+900	140	137.45-165.52	153.06	181.75	154.87
800-899	42	148.14-179.46	170.88	186.25	154.42
700-799	63	136.90-180.02	164.62	196.50	162.33
600-699	202	150.05-194.26	178.97	203.50	174.33
500-599	190	165.83-204.25	186.92	221.00	177.40
400-499	118	170.02-210.38	191.62	226.00	197.41
300-399	30	184.38-209.80	198.18	230.00	203.45
-299	10	140.50-198.90	173.60	222.00	225.63

At **Kawartha Lakes Community Sale Barn, January 6, 2018** – 85 cows, 4 bulls, 10 veal, 19 stockers, 11 Fed cattle

	Price Range	Avg.	Top
Fed Steers, large frame	143.00-153.00	143.06	153.00
Cows	61.00-75.00	66.98	80.00
Bulls over 1600 lbs	100.50-105.00	102.68	105.00



Denfield Livestock Exchange Inc., January 9, 2018- 200 Fed Cattle, 3 Veal, 1 Bull, 97 Cows & 151 Drop Calves

	Price Range	Top		Price Range	Top
Exotic steers	158.00-165.00	173.00	Good beef cows	70.00-80.00	
Choice steers	150.00-155.00		Good Holstein cows	70.00-80.00	
Good steers	145.00-150.00		D1 & D2 Cows	50.00-60.00	
Choice heifers	148.00-152.00		D3 & D4 Cows	40.00-50.00	
Good heifers	142.00-146.00		Choice drop calves	\$200.00-\$300.00/hd	\$400.00/hd
Good Holstein veal	155.00-168.00		Good drop calves	\$100.00-\$200.00/hd	
Plain & heavy veal	N/T		Plain & Newborns	\$30.00-\$100.00/hd	
Good beef bulls	100.50				

At Renfrew Pontiac Livestock Ltd.: January 9, 2018– 8 Replacement Calves, 127 Cows, 11 Bulls

	Price Range	Top
Replacement Calves	80.00-120.00	220.00
Cows D1 & D2	92.00-98.00	100.00
Cows D3	77.00-91.00	
Cows D4	64.00-76.00	
Bulls	83.00-96.00	

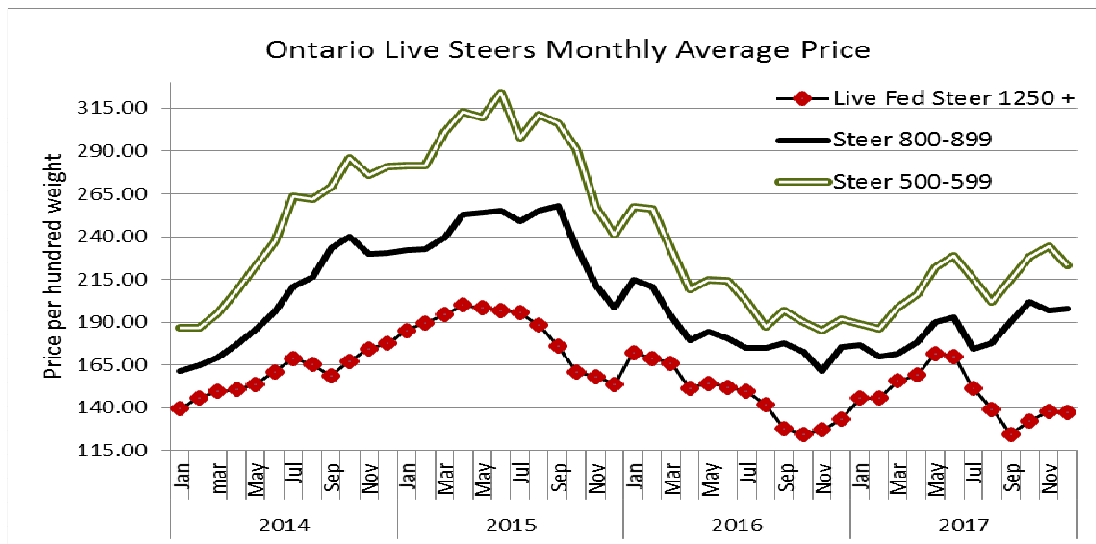
At Aylmer Stockyards Inc.: January 3, 2018 – 8 stockers, 48 Veal, 187 Cows, 4 Bulls, 21 Fed Cattle

	Price Range	Average	Top
Cows	44.00-93.50	66.40	115.19
Veal over 600 lbs	100.00-168.99	147.30	168.99

ONTARIO STOCKER & FEEDER TRADE

Stocker sale at **Brussels Livestock: January 5, 2018 – 349 Stockers**

Steers	Price Range	Average	Top	Heifers	Price Range	Average	Top
1000+	183.50-193.00	187.54	193.00	900+	160.00-181.75	176.46	181.75
900-999	174.00-201.50	193.67	218.00	800-899	174.00-183.00	178.43	183.00
800-899	195.00-213.00	206.27	213.00	700-799	139.00-174.00	145.71	175.00
700-799	179.00-200.00	191.62	200.00	600-699	170.00-199.00	186.52	199.00
600-699	137.00-235.00	206.33	239.00	500-599	159.00-197.00	189.10	221.00
500-599	192.00-247.00	217.42	254.00	400-499			
400-499	175.00-255.00	231.88	255.00	300-399			
399-	130.00-220.00	186.67	220.00	299-			



Stocker sale at: **Community Livestock Exchange: January 9, 2018– 140 Stockers**

Steers	Price Range	Average	Top	Heifers	Price Range	Average	Top
700-799	129.00-200.00	164.30	200.00	600-699	130.00-190.99	157.29	190.99
600-699	138.99-227.49	196.30	227.49	500-599	137.50-220.99	169.59	220.99
500-599	132.49-235.00	203.60	235.00				
400-499	180.00-235.00	211.20	235.00				

Stocker sale at: **Renfrew Pontiac Livestock: January 9, 2018– 168 Stockers**

Steers	Price Range	Average	Top	Heifers	Price Range	Average	Top
700-799	169.99-216.00	195.19	216.00	600-699	117.50-178.00	160.69	178.00
600-699	139.99-229.00	212.00	229.00	500-599	139.99-200.00	173.10	200.00
500-599	167.50-239.00	215.70	239.00	400-499	152.49-212.50	186.00	212.50
400-499	135.00-249.00	226.20	249.00				
399-	237.00-245.00	238.30	245.00				

Stocker sale at **Ontario Livestock Exchange: January 3, 2018 – 345 Stockers**

Steers	Price Range	Average	Top	Heifers	Price Range	Average	Top
1000+	173.00-203.50	187.65	203.50	900+	Not enough to report a trade		
900-999	193.00-212.00	205.98	212.00				

Stocker sale at: **Ontario Livestock Exchange, January 11, 2018– 214 Stockers**

Steers	Price Range	Average	Top	Heifers	Price Range	Average	Top
700-799	160.00-189.00	175.23	198.00	600-699	137.50-172.00	161.45	172.00
600-699	226.00-236.00	229.73	236.00	500-599	161.00-177.50	168.50	177.50
500-599	230.50-235.50	232.32	245.00				
400-499	230.00-245.00	241.08	245.00				

Stocker sale at: **Ontario Stockyards Inc. - January 11, 2018– 872 Stockers**

Steers	Price Range	Average	Top	Heifers	Price Range	Average	Top
1000+	141.51-202.25	181.29	202.25	900+	93.50-144.00	110.91	175.50
900-999	170.00-215.50	193.02	215.50	800-899	140.00-186.25	175.19	186.25
800-899	170.00-211.75	202.81	211.75	700-799	162.00-196.50	190.81	196.50
700-799	174.00-212.00	198.45	217.00	600-699	156.00-202.75	187.06	203.50
600-699	208.00-246.00	223.42	246.00	500-599	180.00-217.00	199.11	219.50
500-599	177.50-256.50	221.41	262.50	400-499	182.50-226.00	202.91	226.00
400-499	190.00-246.00	220.39	260.00	300-399	197.50-220.00	210.69	220.00
Under 400	202.50-272.00	244.53	272.00				

Stocker sale at: **Ottawa Livestock Exchange, January 11, 2018– 104** Stockers

Steers	Price Range	Average	Top	Heifers	Price Range	Average	Top
500-599	184.00-217.00	209.00	217.00	500-599	164.00-186.00	171.08	186.00
400-499	180.00-230.00	208.00	230.00	400-499	164.00-186.00	179.59	202.00

QUEBEC ELECTRONIC AUCTION MARKET (F.O.B. THE FEEDLOT)

	Price	Change from Last Week
On Thursday, January 11, 2018	250.00-252.00	-6.36

ALBERTA DIRECT TRADE

Week Ending Thursday, January 11, 2018

Steers	Live	161.75	Rail	272.00-280.00
Heifers	Live	164.50	Rail	272.00-278.50

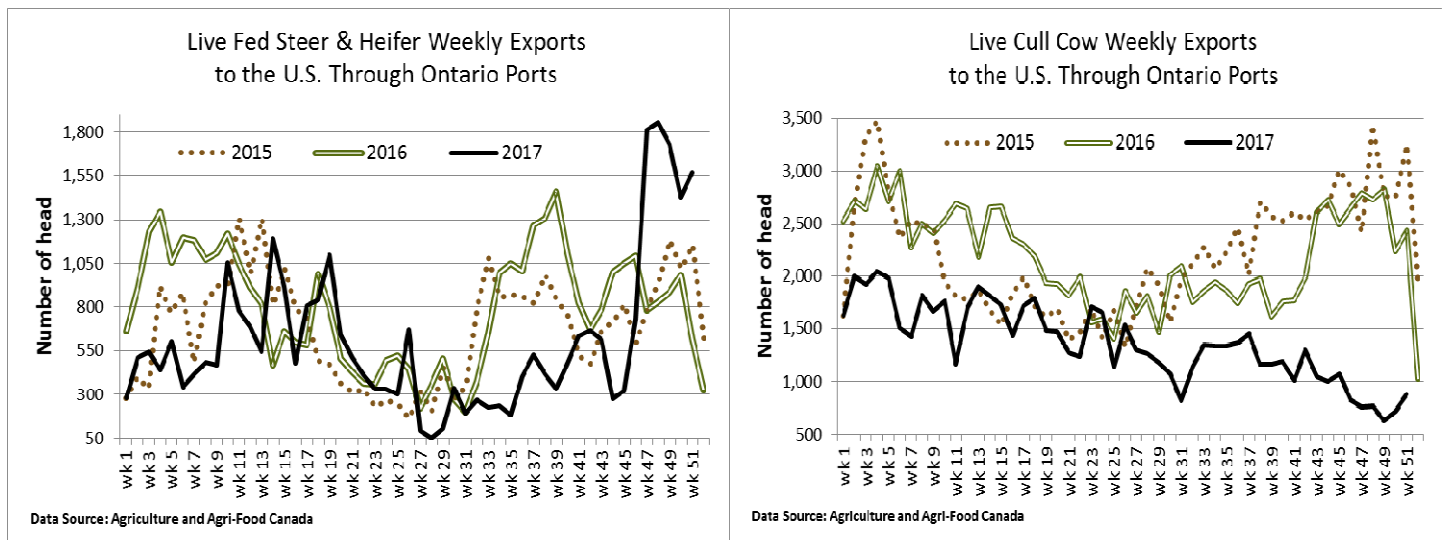
U.S. TRADE (U.S. funds)

Week Ending Thursday, January 11, 2018

Choice and Select Steers and Heifers:	Live	119.00-123.00
	Rail	190.00-195.00

LIVE CATTLE EXPORTS-ONTARIO

	Week ending Dec 23, 2017	Week ending Dec 16, 2017	Year to Date
Total live slaughter cattle exported from Ontario to the U.S.	2,672	2,363	125,946
Steers & Heifers	1,569	1,426	31,150
Cows	881	717	69,644
Bulls	222	220	25,152



CANADIAN BOXED BEEF CUT-OUT VALUES

Week Ending	AAA	AA
November 24, 2017	2.5729	2.4466
November 17, 2017	2.4928	2.4064
November 10, 2017	2.4996	2.4334

U.S. BOXED BEEF CUT-OUT VALUES (U.S. funds)

	Choice	Select
	600-900	600-900
Current Five Day Average:	209.87	203.11

USDA ESTIMATED CATTLE PROCESSING VOLUME

	Week Ending January 13, 2017	Previous Week	Year Ago
Grand Total	611,000	541,000	609,000

FEDERALLY INSPECTED CANADIAN PROCESSING

	Week Ending January 6, 2018	# of hd change from week ago	YTD	% Change (Week Ago)	% Change (Year Ago)
Grand Total	40,756	+4,783	40,756	+13%	+3%
Western Slaughter	30,713	+3,314	30,713	+12%	+2%
Eastern Slaughter	10,043	+1,469	10,043	+17%	+3%

AVERAGE CARCASS WEIGHTS – CANADA

	Steers	Heifers
Jan 6, 2018	912	836
Dec 30, 2017	912	838
Jan 7, 2017	918	825

LIVE CATTLE – CANADA

	IMPORTS	Import % change from 2016 YTD	EXPORTS	Export % change from 2016 YTD
	<i>Jan 1- Nov 30/17</i>		<i>Jan 1-Dec 30/17</i>	
Pure bred	7,846	+107%	Slaughter steers & heifers	330,318 +5%
Non-pure bred	112,193	+449%	Feeder steers & heifers	117,353 -34%
			Cows & Bulls	185,270 -29%

BEEF EXPORTS – CANADA

	United States	Change from last year YTD	Mexico	Change from last year YTD
	<i>Jan 1 – Nov 30/17</i>		<i>Jan 1 – Nov 30/17</i>	
Total	259,737 tonnes	+4% or +9,588 tonnes	15,772 tonnes	+5% or +754 tonnes

BEEF PRODUCTION – CANADA

	Jan 1 – Jan 6/18	Last Year Same Time	% Change
Fed	12,833 tonnes	12,620 tonnes	+2%
Non-fed	2,983 tonnes	2,722 tonnes	+10%

BEEF IMPORTS – CANADA

	Jan 1 – Jan 6, 2018	Last Year Same Time	% Change
United States	2,430 tonnes	1,948 tonnes	+25%
Non-NAFTA	166 tonnes	1,573 tonnes	-89%
EU-28 (beef/veal total)	0	0.4	-100%
Total	2,614 tonnes	3,540 tonnes	-26%

CHICAGO MERCANTILE EXCHANGE

Closing quotes on futures today were as follows:

Live Cattle			Feeder Cattle			Corn			Soybeans		Canadian \$			
Feb	117.37	+0.30	Jan	144.35	+0.52	Mar	3.462	-2.4	Jan	9.440	+3.4	Spot	80.09	+0.25
Apr	119.45	+0.57	Mar	142.65	+1.27	May	3.546	-2.2	Mar	9.604	+10.4	Mar	80.14	+0.24
Jun	111.62	+0.62	Apr	143.00	+1.15	Jul	3.626	-2.2	May	9.720	+11.0	Jun	80.22	+0.24
Aug	109.05	+0.47	May	142.70	+0.77	Sep	3.706	-2.2	Jul	9.812	+10.6	Sep	80.28	+0.24
Oct	110.37	+0.25	Aug	145.75	+0.72	Dec	3.804	-2.2	Aug	9.836	+10.2	Dec	80.33	+0.24
Dec	112.37	+0.35	Sep	145.72	+0.72	Mar	3.896	-2.4	Sep	9.824	+11.0	Mar	80.38	+0.25

Beef Farmers of Ontario, 130 Malcolm Road, Guelph, ON N1K 1B1 Phone: (519) 824-0334 Fax: (519) 824-9161 or email: markets@ontariobeef.com

ONTARIO STOCKER & FEEDER TRADE UPCOMING SPECIAL SALES

19-Jan 11:00 am	Community Livestock Exchange	Quinte Cattlemen's 100% Vaccinated Sale
14-Feb 10:00 am	Kawartha Lakes Community Sale Barn	Peterborough/Victoria Counties Stocker Sale

Comments for the week ending January 11, 2017

Larger receipts of 497 fed steers and heifers sold through auction markets which is up 231 from last week, but 175 less than last year at this time. Fed steers ranged from \$138.39-\$157.42 averaging \$147.18 down \$2.09 from last week and \$0.97 stronger than year ago prices. Fed heifers trade from \$137.18-\$152.45 averaging \$145.89 down \$1.71 from last week and \$2.22 above year ago prices. Auction markets this week noted an active trade at steady prices with good quality cattle fully steady, with fancy cattle bringing a premium.

Ontario railgrade prices started out the previous Friday at \$255.00-\$260.00 dressed for steers, up \$2.00 on the bottom end from the previous day, while heifers sold from \$254.00-\$259.00. Prices declined as the week progressed with prices on Monday down to \$253.00-\$260.00 dressed for steers and \$252.00-\$259.00 for heifers. By Wednesday the market had moved lower again, down to \$253.00-\$255.00 for steers and \$252.00-\$254.00 for heifers. This week's average prices are \$0.50 below last week and \$5.00 stronger than this time last year.

The Canadian Boxed Beef Report by Kevin Grier notes Canadian product availability as "This week buyers that need a load or two of Canadian ends are going to be challenged to find what they need. Offers from Cargill seem non-existent and whatever JBS is showing for this week is much higher priced. Conversely and not surprisingly, the middle meat is ample." Canadian buyer activity is described by Kevin as "The week was typical in the sense of buyers needing product in a hurry. Fill in business was strong early in the week and stayed active through the week. Beef merchants either did not adequately plan for the week or movement was better than expected. Distributors were active for short bought customers and were looking to get positioned on middle opportunities. Big retailers are getting Valentine's Day front pages finalized with beef items likely to dominate."

2,501 cull cows came to market this week, up 867 head from last week and 40 more than last year at this time. Cull cows traded from \$55.02-\$74.92 averaging \$64.37, down \$8.76 from last week and \$5.85 lower than year ago prices. Prices declined as the week progressed, with auction market reports starting out steady to lower. By Wednesday the market was under pressure with most classes trading \$5.00-\$7.00 cwt lower than last week. Thursday's sales also reported prices as lower.

A few more stocker and feeder cattle came to market this week with 2,248 head selling through auctions up 895 from last week but 1,017 less than the same week last year. Auction markets reported trade as active with prices steady with quality considered. Actual average prices this week saw steers 400-500 lbs up \$1.52 from last week, 500-600 lbs were down \$7.33, 600-700 lbs up \$13.79, 700-800 lbs up \$25.29, 800-900 lbs up \$17.87, 900-1000 lbs down \$2.37 and steers 1000 lbs and over averaged \$4.90 lower than last week. Heifers from 400-500 lbs were down \$5.79 from last week's weighted average price, heifers 500-600 lbs up \$9.52, 600-700 lbs up \$4.64, 700-800 lbs up \$2.29, 800-900 lbs were up \$16.46 and heifers 900 lbs and over averaged \$1.81 lower than last week on average.

The Quebec electronic market this week ranged from \$250.00-\$252.00 dressed, down \$6.36 on average, from last week.

Alberta direct trade this week was easier. Canfax reported live steers at \$161.75 down \$5.50 from the previous week on average, while live heifers sold at \$164.50 down \$2.67 on average. On the rail steers traded from \$272.00-\$280.00 dressed, averaging \$276.96 down \$2.18 from the previous week, while heifers sold from \$272.00-\$278.50 dressed, averaging \$275.45 down \$3.88 from the previous week. Canfax reports: "Historically strong basis levels did encourage producers to market cattle. This week's cash offering has been cleaned up. Buyers were indicating most of the cattle they bought this week would be lifted in 1-2 weeks."

The US cash cattle trade for the week ending January 5th, did not develop until Friday. The USDA Mandatory Price report for week listed live sales from \$119.00-\$125.00 with steers averaging \$121.61 down \$1.23 from the previous week, while heifers averaged \$121.95 down \$1.03. On the rail steers and heifers traded from \$192.00-\$196.00 dressed, with steers averaging \$193.83 down \$0.67 from the previous week, while heifers averaged \$194.11 down \$0.80. This week, light to moderate trade developed on Monday and Tuesday, with live sales ranging from \$118.00-\$121.00, with steers averaging \$120.00 down \$1.50-\$2.00 from last week. Dressed deals ranged from \$190.00-\$195.00 averaging \$192.08 down \$1.75-\$2.00 from last week's weighted average. A couple of clean up deals surfaced on Wednesday and Thursday at \$120.00 live in the south and \$190.00-\$193.00 dressed in the north, steady to the week's decline. Today, the market is quiet with business for the week completed. On Wednesday, at the Fed Cattle Exchange online auction in the U.S. there was a total of 711 head (seven lots) of fed cattle on offer, with just four lots totaling 401 head, selling at \$119.00 live, down \$1.00 from the cash trade.