



Weekly Market Information Report for the week ending Thursday January 18, 2018

The following information is collected from various sources and disseminated by Beef Farmers of Ontario.

ONTARIO DIRECT TO PACKER RAILGRADE CATTLE TRADE

Prices are on a carcass weight basis before grade and weight discounts. Weekly Range:

A Grade Steers	250.00-255.00
A Grade Heifers	249.00-254.00

ONTARIO LIVE CATTLE TRADE

Ontario auction sales this week saw weighted average price ranges for:

FED CATTLE	Volume	Price Range	Average	Top	Last Week Avg
Large Frame Steers +1250	100	119.92-144.01	133.91	156.50	147.94
Medium Frame Steers +1250	81	119.52-140.75	131.75	146.00	143.68
Large & Medium Frame Steers +1250	181	117.62-145.54	134.36	156.50	147.18
Large Frame Heifers +1000	190	121.98-145.84	136.81	160.00	146.13
Medium Frame Heifers +1000	94	113.20-143.90	131.13	157.00	144.51
Large & Medium Frame Heifers +1000	284	115.99-144.37	134.43	160.00	145.89
Cows - All Weights	2,281	51.51-70.59	60.41	118.00	64.37
Bulls - All Weights	72	76.82-92.70	84.50	125.00	86.47

STOCKERS - Large and Medium Frame

STEERS	Volume	Price Range	Average	Top	Last Week Avg
1000+	559	162.90-186.16	176.83	195.00	185.14
900-999	415	181.79-196.58	190.09	203.00	194.63
800-899	191	171.42-200.78	189.44	223.00	196.12
700-799	236	146.67-198.75	179.25	222.50	190.33
600-699	496	153.72-220.18	194.75	237.00	215.92
500-599	370	170.98-237.51	213.56	257.00	218.14
400-499	158	165.69-229.56	201.34	257.50	221.10
-399	62	162.69-218.86	187.57	245.00	230.96

HEIFERS	Volume	Price Range	Average	Top	Last Week Avg
+900	313	137.85-163.30	154.27	178.00	153.06
800-899	82	139.12-167.49	156.95	186.00	170.88
700-799	122	133.70-175.18	159.22	182.50	164.62
600-699	291	142.13-179.59	166.30	197.00	178.97
500-599	355	137.49-182.07	159.57	230.00	186.92
400-499	232	145.03-188.84	167.05	245.00	191.62
300-399	56	149.86-178.14	161.06	200.00	198.18
-299	7	170.71-172.14	171.43	210.00	173.60

At **Kawartha Lakes Community Sale Barn, January 13, 2018** – 91 cows, 3 bulls, 87 veal, 15 stockers, 4 Fed cattle

	Price Range	Avg.	Top
Cows	53.00-72.00	59.88	85.00
Veal 600 lbs +	127.00-168.00	136.62	168.00
Veal 125-300 lbs	100.00-170.00	137.02	170.00
Veal 125 and less	70.00-162.50	107.96	330.00

Denfield Livestock Exchange Inc., January 9, 2018- 202 Fed Cattle, 35 Veal, 2 Bull, 86 Cows & 104 Drop Calves

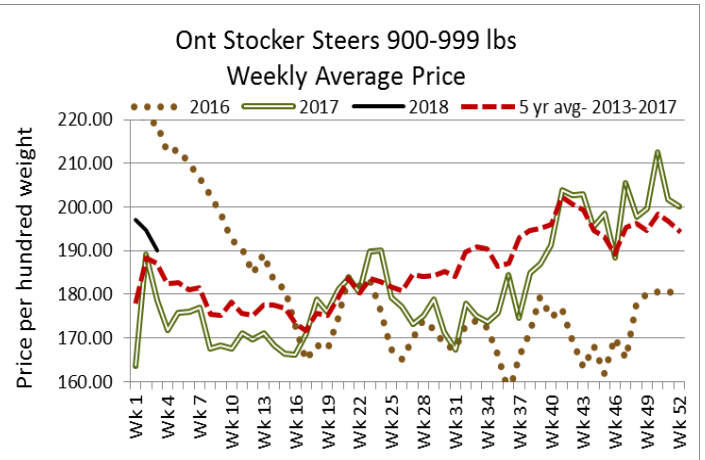
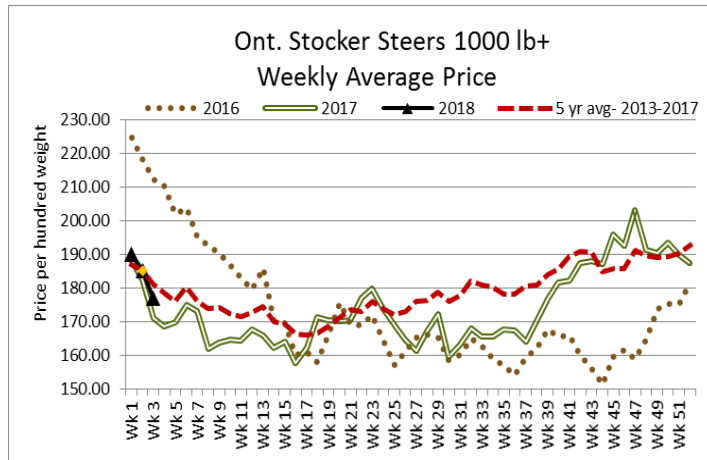
	Price Range	Top		Price Range	Top
Choice steers	150.00-155.00	162.00	Good beef cows	70.00-80.00	87.00
Good steers	145.00-150.00		Good Holstein cows	60.00-70.00	
Choice heifers	150.00-155.00	178.00	D1 & D2 Cows	50.00-60.00	
Good heifers	145.00-150.00		D3 & D4 Cows	40.00-50.00	
Good Holstein veal	150.00-170.00	173.00	Choice drop calves	\$175.00-\$250.00/hd	\$325.00/hd
Plain & heavy veal	135.00-145.00		Good drop calves	\$100.00-\$175.00/hd	
Good beef bulls	85.00-90.00		Plain & Newborns	\$40.00-\$90.00/hd	

At Renfrew Pontiac Livestock Ltd.: January 16, 2018– 10 Replacement Calves, 68 Cows, 6 Bulls

	Price Range	Top
Replacement Calves	80.00-130.00	175.00
Cows D1 & D2	90.00-97.00	
Cows D3	76.00-90.00	
Cows D4	64.00-75.00	
Bulls	82.00-92.00	

At Aylmer Stockyards Inc.: January 17, 2018 – 9 stockers, 48 Veal, 244 Cows, 6 Bulls, 32 Fed Cattle

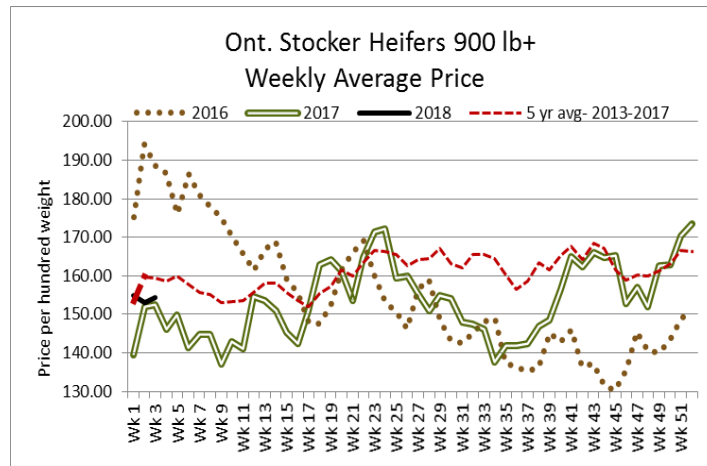
	Price Range	Average	Top
Fed heifers, dairy and dairy cross +1000 lbs	80.00-117.99	102.89	117.99
Cows	36.99-81.99	60.79	99.49
Veal over 600 lbs	113.99-178.00	152.89	178.00



ONTARIO STOCKER & FEEDER TRADE

Stocker sale at Brussels Livestock: January 12, 2018 – 1,021 Stockers

Steers	Price Range	Average	Top	Heifers	Price Range	Average	Top
1000+	165.50-195.00	183.09	195.00	900+	149.50-172.00	161.50	178.00
900-999	188.00-197.00	192.15	203.00	800-899	159.00-183.00	170.83	186.00
800-899	186.00-211.00	197.84	223.00	700-799	156.00-175.00	163.10	175.00
700-799	184.00-217.00	202.12	217.00	600-699	145.00-176.00	165.11	190.00
600-699	192.00-224.00	208.61	226.00	500-599	144.00-162.00	152.05	182.00
500-599	193.00-250.00	220.81	257.00	400-499	157.00-185.00	166.81	220.00
400-499	186.00-245.00	215.74	257.00	300-399	157.00-180.00	158.92	185.00
399-	205.00-240.00	225.24	245.00	299-	180.00-185.00	182.50	185.00



Stocker sale at: **Community Livestock Exchange: January 16, 2018– 203** Stockers

Steers	Price Range	Average	Top	Heifers	Price Range	Average	Top
700-799	100.00-186.00	160.49	186.00	600-699	93.00-188.99	151.29	188.99
600-699	114.99-212.00	174.19	212.00	500-599	110.00-184.00	156.89	184.00
500-599	122.50-222.99	196.10	222.99	400-499	114.99-189.99	162.69	189.99
400-499	152.49-225.00	194.79	225.00				

Stocker sale at: **Keady Livestock Market: January 16, 2018 – 369** Stockers

Steers	Price Range	Average	Top	Heifers	Price Range	Average	Top
1000+	156.00-191.00	177.70	191.00	900+	130.00-155.00	146.06	155.00
900-999	188.50-203.00	194.58	203.00	600-699	142.00-154.00	147.83	154.00
800-899	177.00-207.00	194.76	207.00	500-599	141.00-155.00	152.20	193.00
700-799	186.00-191.00	187.25	191.00	400-499	140.00-177.50	154.17	177.50
600-699	190.00-200.00	196.67	200.00	300-399	165.00-184.00	175.30	184.00

Upcoming sales are: Tuesday January 30th, Tuesday February 13th and Tuesday February 27th. Sales will return to normal every Tuesday starting March 2018!

Stocker sale at: **Renfrew Pontiac Livestock: January 16, 2018– 497** Stockers

Steers	Price Range	Average	Top	Heifers	Price Range	Average	Top
900-999	175.00-191.99	186.00	191.99	900+	96.99-156.00	147.30	156.00
800-899	127.49-188.99	177.40	188.99	800-899	114.99-161.00	152.60	161.00
700-799	132.49-199.50	183.80	199.50	700-799	119.99-182.00	162.50	182.00
600-699	125.00-222.00	200.00	222.00	600-699	122.50-173.99	163.50	173.99
500-599	155.00-252.49	233.09	252.49				
400-499	180.00-247.50	237.40	257.50				

Stocker sale at **Ontario Livestock Exchange: January 17, 2018 – 577** Stockers

Steers	Price Range	Average	Top	Heifers	Price Range	Average	Top
1000+	167.00-186.00	178.56	186.00	700-799	165.00-171.00	170.00	171.00
900-999	178.00-195.00	190.35	195.00				
800-899	195.00-202.00	198.80	202.00				
700-799	193.00-208.00	204.36	208.00				
600-699	204.00-223.00	215.50	223.00				
500-599	194.00-198.00	196.40	198.00				

Stocker sale at: **Ontario Livestock Exchange, January 18, 2018– 309** Stockers

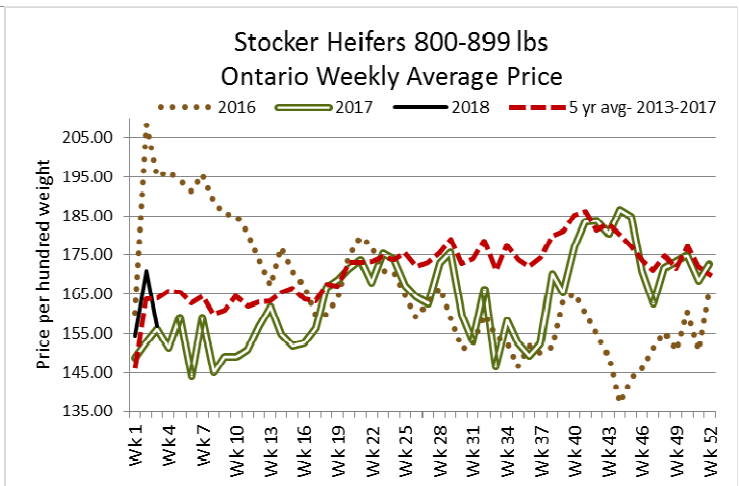
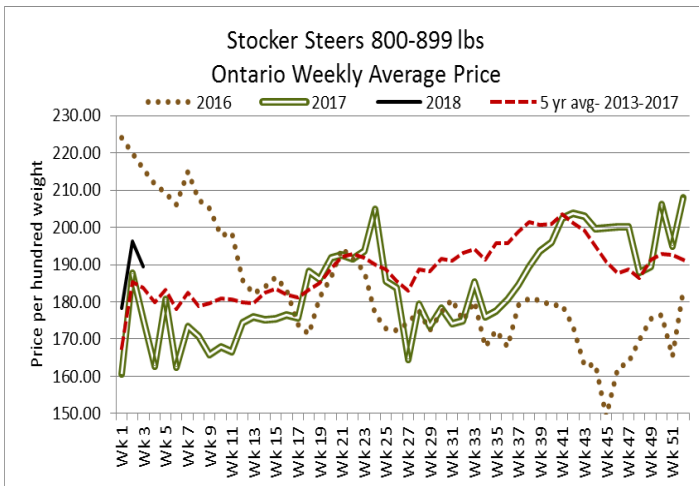
Steers	Price Range	Average	Top	Heifers	Price Range	Average	Top
600-699	141.00-224.00	193.18	224.00	500-599	142.50-168.00	153.76	177.50
500-599	205.00-222.50	214.96	225.50	400-499	120.00-190.00	167.08	245.00
400-499	150.00-207.50	182.50	235.00	300-399	152.50-192.50	171.55	200.00
399-	130.00-232.50	167.78	232.50				

Stocker sale at: **Ontario Stockyards Inc. - January 18, 2018– 878 Stockers**

Steers	Price Range	Average	Top	Heifers	Price Range	Average	Top
1000+	155.00-186.50	172.19	186.50	900+	149.00-156.50	154.49	156.50
900-999	167.00-188.00	177.19	188.00	800-899	139.00-161.50	149.98	172.00
800-899	152.50-191.50	180.88	191.50	700-799	135.00-182.50	164.24	182.50
700-799	139.00-200.75	172.09	222.50	600-699	150.00-192.75	174.24	197.00
600-699	159.00-232.00	193.34	237.00	500-599	147.50-198.00	170.38	230.00
500-599	167.50-243.00	214.23	250.50	400-499	152.50-201.00	171.99	201.00
400-499	151.00-226.00	186.37	248.00	300-399	130.00-160.0	140.77	190.00
Under 400	160.00-220.00	185.26	235.00				

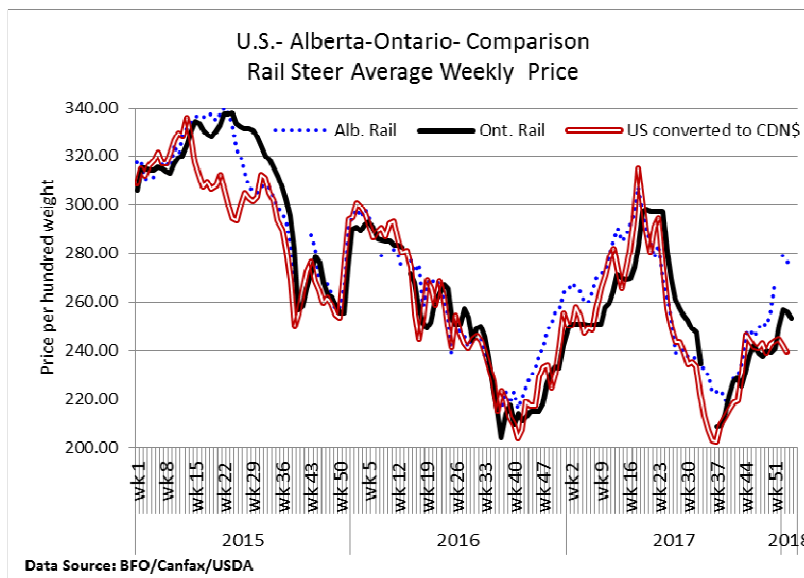
Stocker sale at: **Ottawa Livestock Exchange, January 18, 2018– 131 Stockers**

Steers	Price Range	Average	Top	Heifers	Price Range	Average	Top
700-799	130.00-172.00	141.67	175.00	500-599	129.00-156.0.0	137.00	157.00
600-699	130.00-176.00	154.68	202.00	400-499	132.00-170.00	151.11	170.00
500-599	144.00-184.00	169.09	205.00				
400-499	137.00-175.00	163.33	175.00				



QUEBEC ELECTRONIC AUCTION MARKET (F.O.B. THE FEEDLOT)

On Thursday, January 18, 2018 Price 246.00-246.25 Change from Last Week -5.12



ALBERTA DIRECT TRADE

Week Ending Thursday, January 18, 2018

Steers	Live	164.00	Rail	269.00-276.50
Heifers	Live	160.75	Rail	269.00-276.50

U.S. TRADE (U.S. funds)

Week Ending Thursday, January 18, 2018

Choice and Select Steers and Heifers:	Live	119.75 online	handful	121.00 cash market
	Rail	N/T		

LIVE CATTLE EXPORTS-ONTARIO

	Week ending Dec 30, 2017	Week ending Dec 23, 2017	Year to Date
Total live slaughter cattle exported from Ontario to the U.S.	1,120	2,672	127,066
Steers & Heifers	716	1,569	32,866
Cows	184	881	69,828
Bulls	220	222	25,372

CANADIAN BOXED BEEF CUT-OUT VALUES- updates currently unavailable

Week Ending	AAA	AA
November 24, 2017	2.5729	2.4466
November 17, 2017	2.4928	2.4064
November 10, 2017	2.4996	2.4334

U.S. BOXED BEEF CUT-OUT VALUES (U.S. funds)

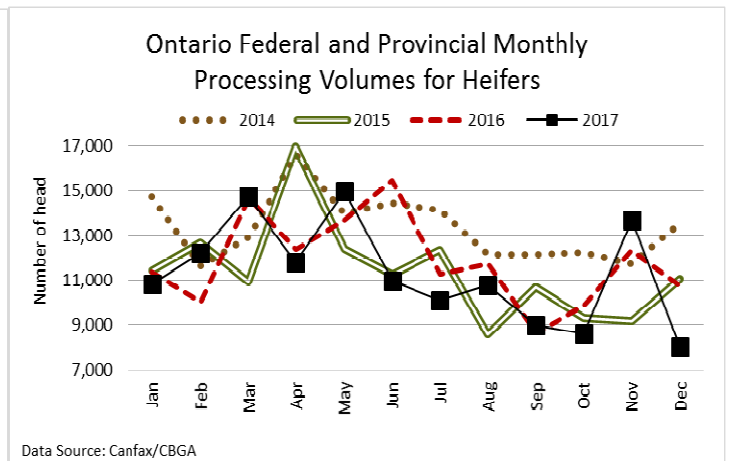
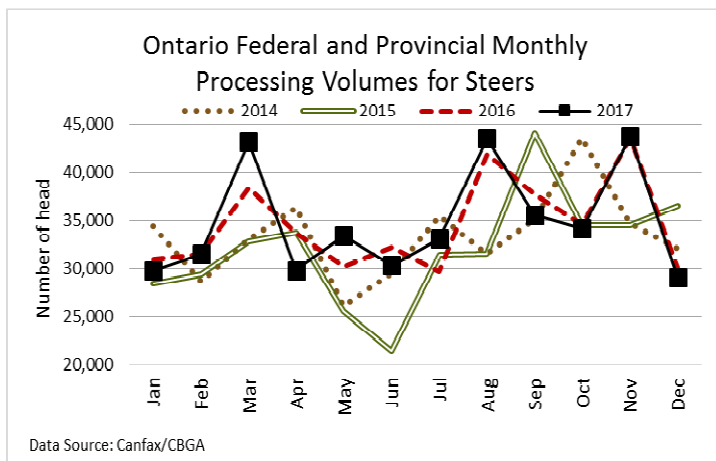
	Choice 600-900	Select 600-900
Current Five Day Average:	206.57	200.81

USDA ESTIMATED CATTLE PROCESSING VOLUME

	Week Ending January 20, 2017	Previous Week	Year Ago
Grand Total	615,000	611,000	571,000

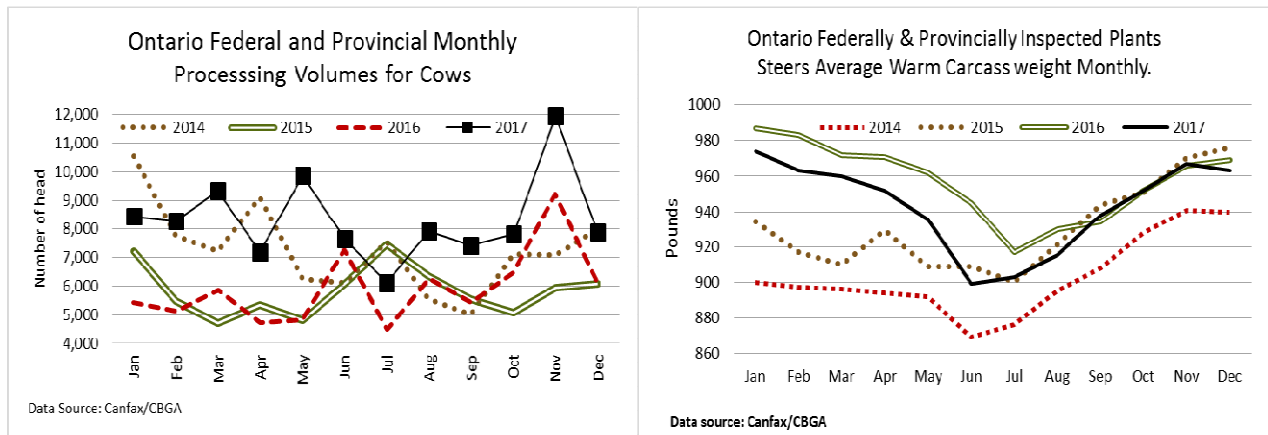
FEDERALLY INSPECTED CANADIAN PROCESSING

	Week Ending January 6, 2018	# of hd change from week ago	YTD	% Change (Week Ago)	% Change (Year Ago)
Grand Total	57,649	+16,893	98,405	+41%	+14%
Western Slaughter	44,914	+14,204	75,627	+46%	+14%
Eastern Slaughter	12,735	+2,692	22,778	+27%	+13%



AVERAGE CARCASS WEIGHTS – CANADA

	Steers	Heifers
Jan 13, 2018	911	822
Jan 6, 2018	912	836
Jan 14, 2017	915	820



LIVE CATTLE – CANADA

IMPORTS		EXPORTS			
	<i>Import % change from 2016 YTD</i>		<i>Export % change from 2016 YTD</i>		
<i>Jan 1- Nov 30/17</i>		<i>Jan 1-Jan 6/18</i>			
Pure bred	7,846	+107%	Slaughter steers & heifers	4,217	+8%
Non-pure bred	112,193	+449%	Feeder steers & heifers	285	+25%
			Cows & Bulls	1,301	-55%

BEEF EXPORTS – CANADA

United States		Mexico		
	<i>Change from last year YTD</i>		<i>Change from last year YTD</i>	
<i>Jan 1 – Nov 30/17</i>		<i>Jan 1 – Nov 30/17</i>		
Total	259,737 tonnes	+4% or +9,588 tonnes	15,772 tonnes	+5% or +754 tonnes

BEEF PRODUCTION – CANADA

	<i>Jan 1 – Jan 13/18</i>	<i>Last Year Same Time</i>	<i>% Change</i>
Fed	31,289 tonnes	27,087 tonnes	+16%
Non-fed	6,853 tonnes	6,038 tonnes	+13%

BEEF IMPORTS – CANADA

	<i>Jan 1 – Jan 13/18</i>	<i>Last Year Same Time</i>	<i>% Change</i>
United States	4,862 tonnes	4,352 tonnes	+12%
Non-NAFTA	1,050 tonnes	3,433 tonnes	-69%
EU-28 (beef/veal total)	26 tonnes	69 tonnes	-62%
Total	6,063 tonnes	7,996 tonnes	-24%

CHICAGO MERCANTILE EXCHANGE

Closing quotes on futures today were as follows:

Live Cattle		Feeder Cattle		Corn		Soybeans		Canadian \$						
Feb	121.90	-0.05	Jan	147.95	-1.22	Mar	3.524	+1.0	Mar	9.772	+4.2	Spot	80.11	-0.34
Apr	122.72	-0.75	Mar	145.60	-1.57	May	3.606	+1.2	May	9.884	+4.2	Mar	80.17	-0.33
Jun	114.72	-0.62	Apr	146.07	-1.30	Jul	3.690	+1.2	Jul	9.982	+4.2	Jun	80.25	-0.33
Aug	112.02	-0.57	May	145.80	-1.15	Sep	3.764	+1.2	Aug	10.002	+3.4	Sep	80.32	-0.33
Oct	112.97	-0.37	Aug	148.17	-1.25	Dec	3.856	+0.6	Sep	9.972	+2.6	Dec	80.38	-0.32
Dec	114.95	-0.32	Sep	148.00	-1.00	Mar	3.946	+0.4	Nov	9.960	+1.6	Mar	80.44	-0.33

Beef Farmers of Ontario, 130 Malcolm Road, Guelph, ON N1K 1B1 Phone: (519) 824-0334 Fax: (519) 824-9161 or email: markets@ontariobeef.com

ONTARIO STOCKER & FEEDER TRADE UPCOMING SPECIAL SALES

14-Feb 10:00 am Kawartha Lakes Community Sale Barn Peterborough/Victoria Counties Stocker Sale

Comments for the week ending January 18, 2017

A very tough week was felt by every category of cattle this week, in Ontario, with the market under some pressure. There were 465 fed steers and heifers sold through auction markets this week down 32 from last week and 79 less than the same week last year. Fed steers sold from \$117.62-\$145.54 with a weekly weighted average price of \$134.36 down \$12.82 from last week and \$7.41 below year ago prices. Fed heifers sold from \$115.99-\$144.37 averaging \$134.43 down \$11.46 from last week and \$9.05 lower than last year at this time. Auction market reports trade early week as \$2.00-\$3.00 lower, and by mid-week the market was under pressure with prices \$4.00-\$5.00 cwt lower, with fancies moderately lower. The market ended the week with trade under pressure at easier prices.

Ontario railgrade prices declined as the week progressed with steers trading from \$253.00-\$255.00 dressed the previous Friday and held steady on Monday. By Wednesday prices had declined to \$250.00-\$254.00 dressed with delivery anywhere from next week to the first week of February. Heifers followed the same trend starting out at \$252.00-\$254.00 dressed, down to \$249.00-\$253.00 by Wednesday. This week's average prices are \$2.50 below the previous week and \$2.50 above last year at this time.

The cull cow market continued under pressure again this week with 2,281 head on offer at auction markets, down 220 from last week and 408 less than the same week last year. Cull cows traded from \$51.51-\$70.59 averaging \$60.41 down \$3.96 from last week and \$10.49 below year ago prices. In the last three weeks the cull cow market has declined \$14.27 on average. Auction market reports started out as barely steady, but as the week progressed the market was under pressure with prices \$3.00-\$5.00 cwt lower. The market ended as barely steady to lower with quality considered.

3,822 stocker and feeder cattle came to market this week at Ontario auction markets, up 1,697 from last week and 719 less than the same time last year. Auction markets reported steers calves as steady to barely steady, while heifer calves were barely steady to under pressure. Yearlings started out steady to barely steady, but by mid-week the market was lower. All weights and classes ended the week under pressure with prices barely steady to \$5.00 lower, with plainer types down \$5.00-\$10.00 cwt. Actual average prices for steers 400-500 lbs were down \$19.76 from last week, 500-600 lbs down \$4.58, 600-700 lbs down \$21.17, 700-800 lbs down \$11.08, 800-900 lbs down \$6.68, 900-1000 lbs down \$4.59 and steers over 1000 lbs averaged \$8.31 lower than last week. Heifers between 300-400 lbs averaged \$37.12 lower than last week on average, 400-500 lbs down \$24.57, 500-600 lbs down \$27.35, 600-700 lbs down \$12.67, 700-800 lbs down \$5.40, 800-900 lbs down \$13.93 and heifers 900 lbs plus averaged \$1.21 higher than last week on average and was the only weight category which was above week ago prices. This week's prices compared to last year at this time vary from fully steady to \$15.00 higher.

The Quebec electronic market this week ranged from \$246.00-\$246.25 dressed, down \$5.12 from last week, on average.

Alberta direct trade was softer again this week, overall. Canfax reports that live sales were light at \$164.00 for steers up \$2.25 from last week, while heifers sold at \$160.75 down \$3.75. On the rail sales ranged from \$269.00-\$276.50 dressed for both steers and heifers, with steers averaging \$273.66 down \$3.30 and heifers \$273.26 down \$2.19. Canfax reports that "cattle bought on the rail are being lifted in one to two weeks and the show list for this week was mostly cleaned up."

The US cash cattle trade for the week ending January 12th, saw the bulk of trade on Monday and Tuesday. Final results for last week, posted by the USDA Mandatory Price Report listed live sales for the week ranging from \$119.00-\$123.00, with steers averaging \$119.92 down \$1.69 from the previous week on average, with heifers averaging \$119.94 down \$2.01. On the rail dressed steers and heifers traded from \$190.00-\$195.00 dressed, with steers averaging \$191.72 down \$2.11 from the previous week on average, while heifers averaged \$191.71 down \$2.40. This week, at the Fed Cattle Exchange online auction on US Wednesday morning, there was a total of 304 head (four lots) of fed cattle on offer, with just one lot of 108 steers sold at \$119.75 up \$0.75 from last week's online trade. The unsold cattle passed on bids from 118.00-119.50. The cash market however, has remained untested all week with the exception of a couple of sales in Iowa on Thursday at \$121.00 live. At time of reporting Friday afternoon, the market is at a complete standstill. Sellers are asking \$125.00 plus live in the south and \$197.00 plus dressed in the north. Buyers are offering \$118.00-\$120.00 live in the south and \$192.00-\$195.00 dressed in the north. This standoff has been going on for two days now with no signs of give, however, buyers are starting to show signs of softening as bids have improved slightly, although no sales are reported. Moderate trade is likely but not until late afternoon or early evening.