



Weekly Market Information Report for the week ending Thursday January 25, 2018

The following information is collected from various sources and disseminated by Beef Farmers of Ontario.

ONTARIO DIRECT TO PACKER RAILGRADE CATTLE TRADE

Prices are on a carcass weight basis before grade and weight discounts. Weekly Range:

A Grade Steers	250.00-254.00
A Grade Heifers	249.00-253.00

ONTARIO LIVE CATTLE TRADE

Ontario auction sales this week saw weighted average price ranges for:

FED CATTLE	Volume	Price Range	Average	Top	Last Week Avg
Large Frame Steers +1250	93	131.72-149.27	142.72	163.50	133.91
Medium Frame Steers +1250	83	118.22-140.72	129.58	157.50	131.75
Large & Medium Frame Steers +1250	176	121.74-148.29	136.55	163.50	134.36
Large Frame Heifers +1000	71	131.20-146.81	138.72	153.50	136.81
Medium Frame Heifers +1000	66	125.11-144.08	138.70	148.00	131.13
Large & Medium Frame Heifers +1000	137	124.80-145.54	139.58	153.50	134.43
Cows - All Weights	2,138	52.03-71.61	61.18	122.00	60.41
Bulls - All Weights	92	75.59-96.41	84.63	129.00	84.50

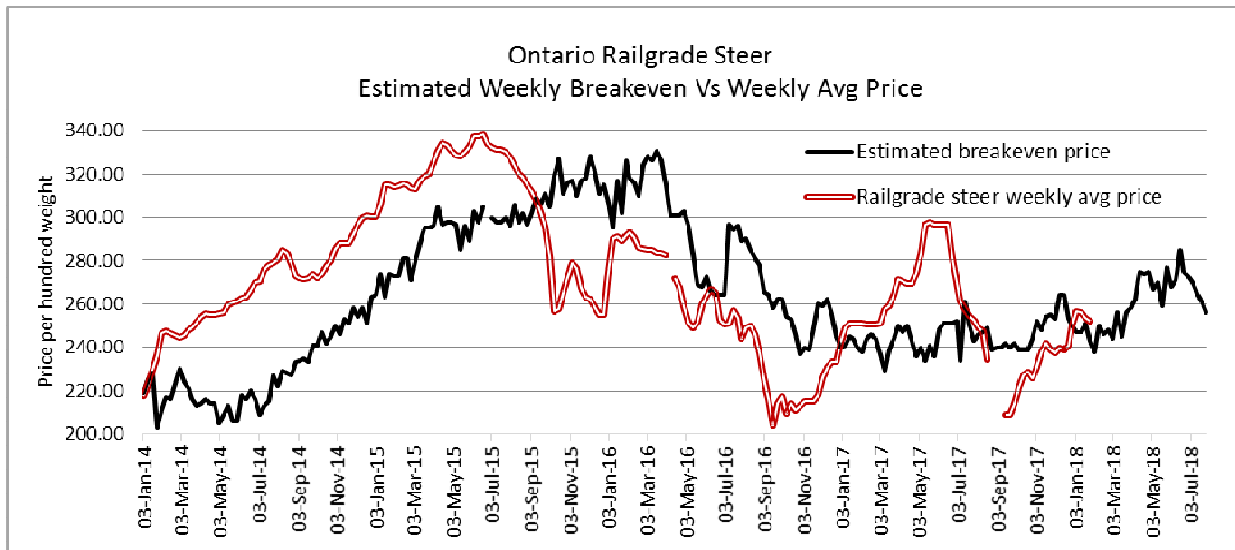
STOCKERS - Large and Medium Frame

STEERS	Volume	Price Range	Average	Top	Last Week Avg
1000+	342	164.31-182.48	173.76	189.00	176.83
900-999	178	174.35-190.65	184.30	195.00	190.09
800-899	230	167.24-191.32	183.93	203.00	189.44
700-799	278	152.38-205.88	193.45	219.49	179.25
600-699	449	171.38-224.21	206.92	241.00	194.75
500-599	364	183.85-244.39	220.31	256.00	213.56
400-499	133	168.45-235.00	204.92	260.00	201.34
-399	32	166.95-211.81	191.25	300.00	187.57

HEIFERS	Volume	Price Range	Average	Top	Last Week Avg
+900	152	136.86-161.58	150.03	171.00	154.27
800-899	122	129.96-172.43	154.89	187.00	156.95
700-799	115	133.53-175.88	158.32	188.99	159.22
600-699	294	142.27-196.36	177.89	207.00	166.30
500-599	353	138.05-197.65	176.89	214.00	159.57
400-499	146	143.31-190.29	174.17	221.00	167.05
300-399	46	143.90-172.17	158.01	210.00	161.06
-299	8	162.19-173.44	167.49	220.00	171.43

At Kawartha Lakes Community Sale Barn, January 20, 2018 – 105 cows, 10 bulls, 66 veal, 35 stockers, 8 Fed cattle

	Price Range	Avg.	Top
Cows	52.50-79.00	61.91	87.00
Bulls under 1600 lbs	66.00-116.00	78.62	116.00
Veal 600 lbs +	121.00-160.00	135.11	165.00
Veal 125 and less	20.00-280.00	133.37	280.00



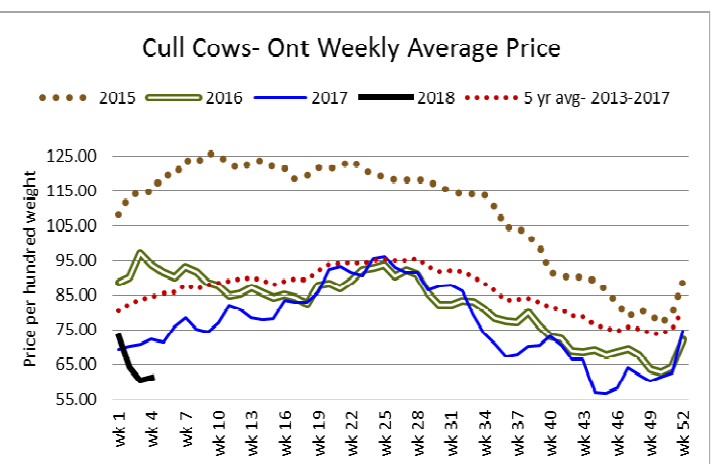
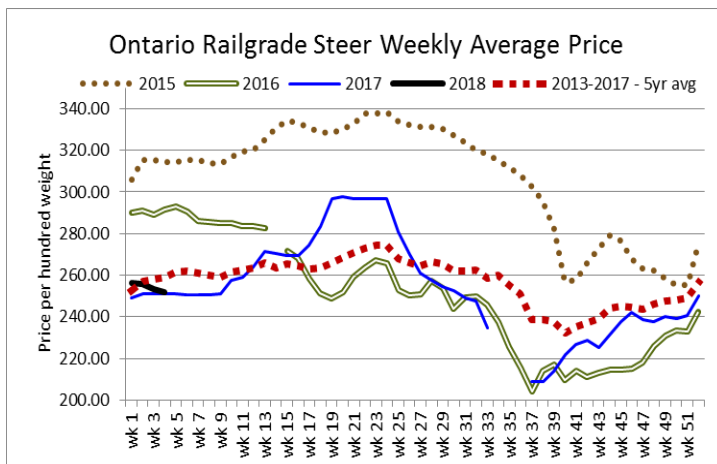
The information provided on this report is based on weighted averages for actual data collected. Input costs are a guideline only and will vary from producer to producer. BFO does not take any responsibility and accepts no legal liability arising from or connected to damages or losses experienced by producers when using this information. This is to be used at your own risk.

Denfield Livestock Exchange Inc., January 23, 2018- 172 Fed Cattle, 25 Veal, 3 Bull, 125 Cows & 115 Drop Calves

	Price Range	Top		Price Range	Top
Exotic steers	155.00-165.00	177.00	Good beef cows	75.00-85.00	
Choice steers	146.00-150.00		Good Holstein cows	65.00-75.00	
Good steers	140.00-145.00		D1 & D2 Cows	50.00-60.00	
Choice heifers	146.00-150.00		D3 & D4 Cows	40.00-50.00	
Good heifers	140.00-145.00		Choice drop calves	\$200.00-\$300.00/hd	\$400.00/hd
Good Holstein veal	150.00-170.00		Good drop calves	\$125.00-\$200.00/hd	
Plain & heavy veal	130.00-150.00		Plain & Newborns	\$50.00-\$110.00/hd	
Good beef bulls	86.00-100.00		Good Holstein bulls	78.50	

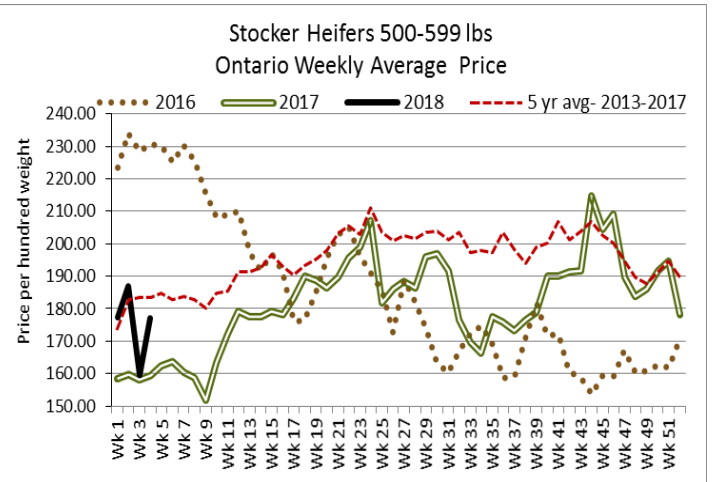
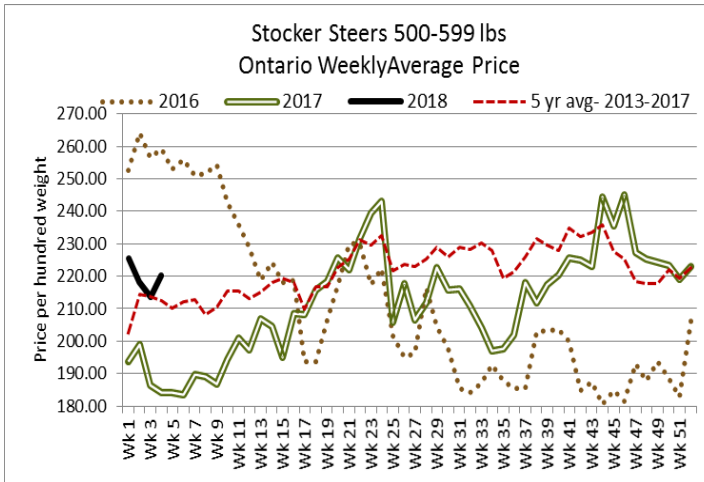
At Renfrew Pontiac Livestock Ltd.: January 23, 2018- 19 Replacement Calves, 51 Cows, 4 Bulls

	Price Range	Top
Replacement Calves	80.00-130.00	180.00
Cows D1 & D2	90.00-96.00	100.00
Cows D3	75.00-85.00	
Cows D4	63.00-74.00	
Bulls	82.00-89.00	100.00



At Aylmer Stockyards Inc.: January 24, 2018 – 3 stockers, 28 Veal, 163 Cows, 2 Bulls, 30 Fed Cattle

	Price Range	Average	Top
Cows	40.0-85.49	64.40	85.49
Veal over 600 lbs	141.99-171.99	159.20	171.99



ONTARIO STOCKER & FEDER TRADE

Stocker sale at **Brussels Livestock: January 19, 2018 – 730 Stockers**

Steers	Price Range	Average	Top	Heifers	Price Range	Average	Top
1000+	161.50-178.00	170.08	178.00	900+	147.50-171.00	159.55	171.00
900-999	170.00-189.00	182.02	189.00	800-899	137.00-171.00	157.64	179.00
800-899	183.00-193.00	188.35	203.00	700-799	142.00-176.00	166.56	176.00
700-799	165.00-200.00	187.11	209.50	600-699	167.00-190.00	176.41	195.00
600-699	196.00-235.00	216.91	241.00	500-599	128.00-190.00	170.95	195.00
500-599	225.00-244.00	232.17	247.00	400-499	155.00-181.00	173.10	181.00
400-499	207.00-252.00	235.83	252.00	300-399	160.00-165.00	161.83	165.00
399-	230.00-250.00	240.00	250.00	299-			

Stocker sale at: **Community Livestock Exchange: January 23, 2018– 167 Stockers**

Steers	Price Range	Average	Top	Heifers	Price Range	Average	Top
600-699	150.00-210.00	195.59	210.00	500-599	110.00-194.99	183.20	194.99
500-599	172.99-239.99	208.40	239.99	400-499	150.00-206.00	193.90	206.00
400-499	169.99-242.49	220.40	242.49				
399-	200.00-220.99	213.89	220.99				

Stocker sale at: **Renfrew Pontiac Livestock: January 23, 2018– 124 Stockers**

Steers	Price Range	Average	Top	Heifers	Price Range	Average	Top
600-699	206.99-232.50	216.19	232.50	500-599	167.50-196.99	187.00	196.99
500-599	202.49-252.00	228.60	252.00				
400-499	150.00-232.50	204.70	256.00				

Stocker sale at **Ontario Livestock Exchange: January 24, 2018 – 403 Stockers**

Steers	Price Range	Average	Top	Heifers	Price Range	Average	Top
1000+	175.00-189.00	182.26	189.00				
900-999	181.00-195.00	189.30	195.00				
800-899	176.00-192.00	186.83	192.00				

Stocker sale at: **Ontario Livestock Exchange, January 25, 2018– 191** Stockers

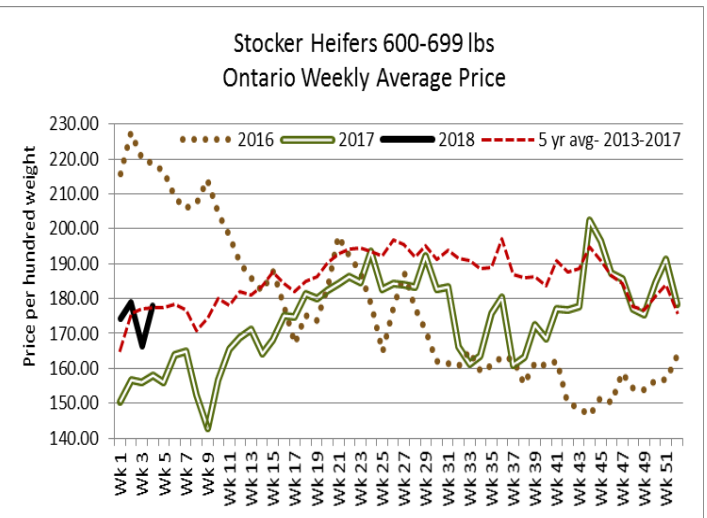
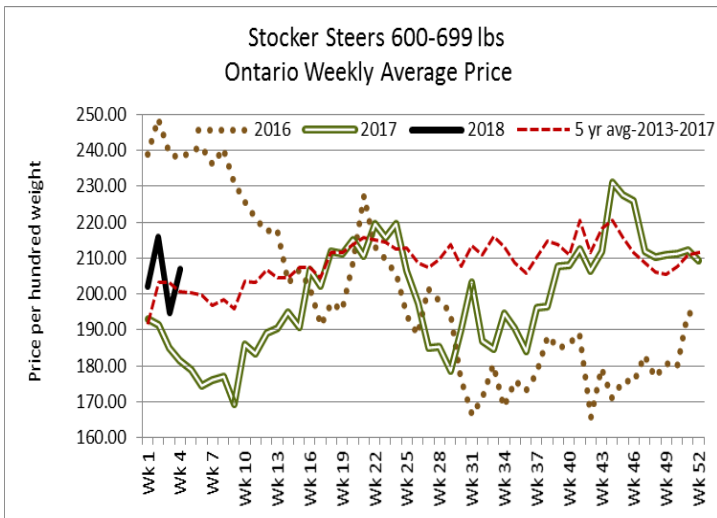
Steers	Price Range	Average	Top	Heifers	Price Range	Average	Top
1000+	126.00-165.50	143.00	165.50				
700-799	182.50-194.50	191.15	194.50				
600-699	190.00-205.00	198.71	210.00				
500-599	180.00-208.00	190.75	208.00				
					Not enough sold to establish a price	in each report	range to

Stocker sale at: **Ontario Stockyards Inc. - January 25, 2018– 616** Stockers

Steers	Price Range	Average	Top	Heifers	Price Range	Average	Top
1000+	111.00-155.00	135.79	155.00	900+	90.00-137.50	117.27	137.50
900-999	140.00-148.00	144.04	162.00	800-899	100.00-160.00	141.67	160.00
800-899	151.00-182.50	168.32	182.50	700-799	148.00-174.00	156.89	174.00
700-799	155.00-194.50	175.07	210.50	600-699	160.00-207.00	180.28	207.00
600-699	198.00-227.00	212.92	231.00	500-599	145.00-205.00	174.73	214.00
500-599	211.00-256.00	233.65	256.00	400-499	140.00-199.00	171.10	221.00
400-499	170.00-251.00	208.46	260.00	300-399	127.50-192.50	160.44	210.00
Under 400	180.00-207.50	196.58	207.50	299-	150.00-195.00	171.23	195.00

Stocker sale at: **Ottawa Livestock Exchange, January 25, 2018– 83** Stockers

Steers	Price Range	Average	Top	Heifers	Price Range	Average	Top
600-699	144.00-180.00	157.15	200.00	500-599	134.00-155.00	142.22	165.00
500-599	112.00-178.00	152.00	207.00	400-499	137.00-174.00	162.20	174.00
400-499	130.00-195.00	162.67	195.00				
399-	122.00-230.00	176.20	230.00				

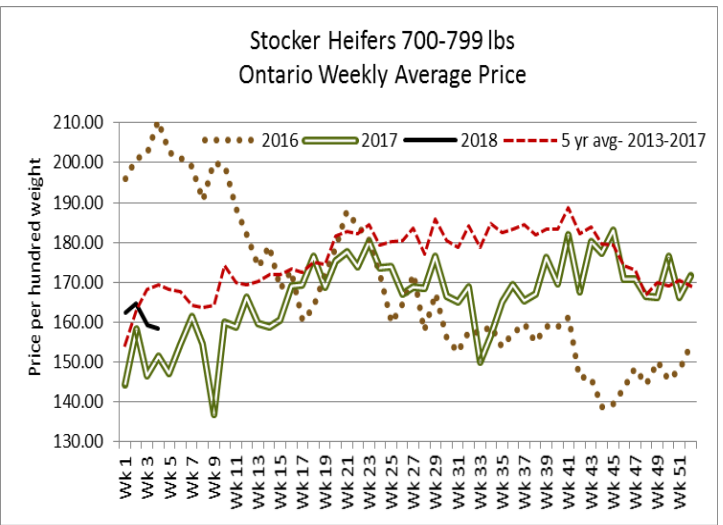
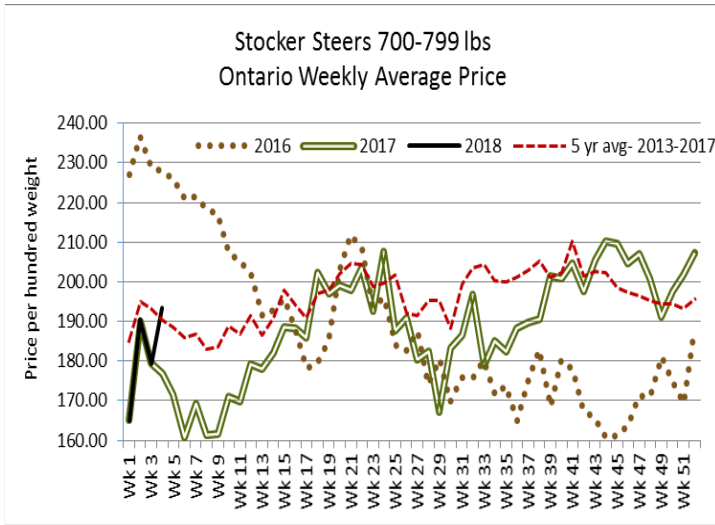


ONTARIO STOCKER & FEEDER TRADE

Stocker sale at **Community Livestock Exchange: January 19, 2018 – 877** Stockers

Steers	Price Range	Average	Top	Heifers	Price Range	Average	Top
1000+	154.00-187.00	178.80	187.00	900+	131.00-157.00	152.49	157.00
900-999	155.00-191.50	178.89	191.50	800-899	139.99-187.00	166.90	187.00
800-899	137.00-202.49	188.79	202.49	700-799	127.49-188.99	163.30	188.99
700-799	147.50-219.49	208.99	219.49	600-699	122.50-198.99	181.80	198.99
600-699	139.99-237.00	212.80	237.00	500-599	134.00-202.99	182.00	202.99
500-599	150.00-254.00	221.89	254.00	400-499	107.49-185.00	156.60	185.00
400-499	160.00-235.00	203.79	235.00	300-399	132.49-139.99	134.40	139.99
399-	97.99-169.99	147.30	169.99				

Quinte Cattleman's Association Special Stocker Sale! Demand was strong, generally, for an excellent offering of 877. There was somewhat less predictability in the demand for heifers.



QUEBEC ELECTRONIC AUCTION MARKET (F.O.B. THE FEEDLOT)

	Price	Change from Last Week
On Thursday, January 25, 2018	\$244.25-\$246.50	-0.86

ALBERTA DIRECT TRADE

Week Ending Thursday, January 25, 2018

Steers	Live	163.00-163.50	Rail	271.25-273.00 FOB
Heifers	Live	N/T	Rail	N/T

U.S. TRADE (U.S. funds)

Week Ending Thursday, January 25, 2018

Choice and Select Steers and Heifers:	Live	N/T
	Rail	N/T

LIVE CATTLE EXPORTS-ONTARIO

	Week ending Jan 6, 2018	Week ending Dec 30, 2017	Year to Date/18
Total live slaughter cattle	1,173	2,672	1,173
exported from Ontario to the U.S.			
Steers & Heifers	485	1,569	485
Cows	493	881	493
Bulls	195	222	195

CANADIAN BOXED BEEF CUT-OUT VALUES- updates currently unavailable

Week Ending	AAA	AA
November 24, 2017	2.5729	2.4466
November 17, 2017	2.4928	2.4064
November 10, 2017	2.4996	2.4334

U.S. BOXED BEEF CUT-OUT VALUES (U.S. funds)

	Choice	Select
	600-900	600-900
Current Five Day Average:	206.31	200.40

USDA ESTIMATED CATTLE PROCESSING VOLUME

	Week Ending	Previous Week	Year Ago
	January 27, 2017		
Grand Total	588,000	615,000	581,000

FEDERALLY INSPECTED CANADIAN PROCESSING

	Week Ending January 20, 2018	# of hd change from week ago	YTD	% Change (Week Ago)	% Change (Year Ago)
Grand Total	50,546	-7,103	148,951	-12%	+10%
Western Slaughter	36,663	-8,251	112,290	-18%	+10%
Eastern Slaughter	13,883	+1,148	36,661	+9%	+8%

AVERAGE CARCASS WEIGHTS – CANADA

	Steers	Heifers
Jan 20, 2018	911	830
Jan 13, 2018	911	822
Jan 21, 2017	919	817

LIVE CATTLE – CANADA

IMPORTS		Import % change from 2016 YTD	EXPORTS		Export % change from 2016 YTD
Jan 1- Nov 30/17			Jan 1-Jan 13/18		
Pure bred	7,846	+107%	Slaughter steers & heifers	8,924	-3%
Non-pure bred	112,193	+449%	Feeder steers & heifers	1,267	+128%
			Cows & Bulls	3,592	-49%

BEEF EXPORTS – CANADA

United States		Change from last year YTD	Mexico		Change from last year YTD
Jan 1 – Nov 30/17			Jan 1 – Nov 30/17		
Total	259,737 tonnes	+4% or +9,588 tonnes	15,772 tonnes		+5% or +754 tonnes

BEEF PRODUCTION – CANADA

	Jan 1 – Jan 20/18	Last Year Same Time	% Change
Fed	46,903 tonnes	42,264 tonnes	+11%
Non-fed	10,738 tonnes	9,832 tonnes	+9%

BEEF IMPORTS – CANADA

	Jan 1 – Jan 20/18	Last Year Same Time	% Change
United States	7,654 tonnes	6,992 tonnes	+9%
Non-NAFTA	2,045 tonnes	5,108 tonnes	-60%
EU-28 (beef/veal total)	100 tonnes	69 tonnes	+45%
Total	9,981 tonnes	12,432 tonnes	-20%

CHICAGO MERCANTILE EXCHANGE

Closing quotes on futures today were as follows:

Live Cattle		Feeder Cattle		Corn		Soybeans		Canadian \$	
Feb	124.60 +2.12	Mar	146.72 +2.80	Mar	3.564 +1.2	Mar	9.854 -6.6	Spot	81.18 +0.28
Apr	124.62 +2.02	Apr	147.22 +2.50	May	3.650 +1.2	May	9.970 -6.6	Mar	81.21 +0.29
Jun	116.17 +1.95	May	147.05 +2.47	Jul	3.732 +1.4	Jul	10.064 -6.6	Jun	81.30 +0.30
Aug	113.05 +1.77	Aug	150.05 +2.35	Sep	3.806 +1.4	Aug	10.086 -6.4	Sep	81.36 +0.29
Oct	114.25 +1.62	Sep	150.35 +2.10	Dec	3.894 +1.0	Sep	10.042 -5.6	Dec	81.43 +0.29
Dec	116.37 +1.50	Oct	150.65 +2.50	Mar	3.984 +1.2	Nov	10.026 -4.2	Mar	81.50 +0.30

Beef Farmers of Ontario, 130 Malcolm Road, Guelph, ON N1K 1B1 Phone: (519) 824-0334 Fax: (519) 824-9161 or email: markets@ontariobeef.com

ONTARIO STOCKER & FEEDER TRADE UPCOMING SPECIAL SALES

14-Feb	10:00 am	Kawartha Lakes Community Sale Barn	Peterborough/Victoria Counties Stocker Sale
16-Mar	11:00 am	Community Livestock Exchange	Quinte Cattlemen's Stocker Sale.

Comments for the week ending January 25, 2017

There were just 313 fed steers and heifers sold through auction markets this week, down 152 head from last week and 385 less than this time last year. Fed steers ranged from \$121.74-\$148.29 averaging \$136.55 up \$2.19 from last week, but \$12.17 below year ago prices. Fed heifers sold from \$124.80-\$145.54 averaging \$139.58 up \$5.15 from last week and \$3.39 lower than year ago prices. Auction markets reported trade as steady to \$1.00-\$2.00 cwt higher, with exotic cattle bringing premiums. Cattle over thirty months and second cut cattle were under pressure.

Ontario railgrade prices were steady to the previous Wednesday's decline, with steers reported from \$250.00-\$254.00 dressed and heifers \$249.00-\$253.00. Prices held fully steady for the entire reporting period, but week to week the average price was down \$1.50 on average and just \$1.00 higher than the same week last year. For the month of January, railgrade prices have averaged between \$252.00-\$256.50 dressed for steers, and \$251.00-\$255.50 for heifers. The top end of the range occurring the first week of January and the bottom end of the range was this week. Carcass weights in Ontario are sitting at 977 lbs for steers and 835 lbs for heifers the week ending January 13th. Last year at the same time steers averaged 973 lbs and heifers were 840 lbs. The annual average carcass weight for steers in 2017 was 944 lbs, down 13 lbs from the 2016 annual average. Heifer carcass weights in 2017 averaged 832 lbs annually, also down 13 lbs from the 2016 average.

There were 2,138 cull cows sold through auction markets this week down 143 head from last week and 751 less than the same week last year. Cull cows ranged from \$52.03-\$71.61 averaging \$61.18 up \$0.77 from last week and \$11.30 lower than year ago prices. Auction markets reported trade as steady for most of the week. By Wednesday, trade was about steady to slightly higher on the better kinds.

There were 3,242 stocker and feeder cattle sold through auction markets this week down 703 head from last week and 1,981 less than the same week last year. Auction markets reported calves the previous Friday as steady on the steers and up \$5.00-\$10.00 for the heifer calves. As the week progressed, all calves were strong with prices up \$2.00-\$4.00 cwt and ending the week with steer calves up \$5.00-\$10.00 cwt. Yearlings were steady early week but by Wednesday the market was active with prices slightly stronger. Actual average prices saw steers 400-500 lbs up \$3.58 from the previous week on average, steers 500-600 lbs were up \$6.75, 600-700 lbs up \$12.17, 700-800 lbs up \$14.20, 800-900 lbs down \$5.51, 900-1000 lbs down \$5.79 and steers 1000 lbs plus averaged \$3.07 lower than last week. Heifers from 300-400 lbs averaged \$3.05 lower than last week, 400-500 lbs up \$7.12, 500-600 lbs up \$17.32, 600-700 lbs up \$11.59, 700-800 lbs down \$0.90, 800-900 lbs down \$2.06 and heifers 900 lbs and over were down \$4.24 from last week on average.

The Quebec electronic market this week ranged from \$244.25-\$246.50 dressed, down \$0.86 from last week, on average.

Alberta direct trade this week was light. Canfax reported live sales from \$163.00-\$163.50 for steers down \$0.91 from last week, while deals on the rail ranged from \$271.75-\$273.00 dressed (FOB), averaging \$272.50 down \$1.16 from last week on average, and around \$274.00 delivered. Canfax notes: "Some producers were negotiating lift dates as cattle could easily stay on feed for a few additional weeks." No heifer sales were reported.

The US cash cattle trade for the week ending January 19th, did not develop until late Friday afternoon with stronger prices. The USDA Mandatory Price Report listed live steers and heifers from \$120.00-\$125.50 with steers averaging \$122.89 up \$2.97 from the previous week, while heifers averaged \$122.79 up \$2.84. On the rail steers and heifers traded from \$192.00-\$196.00 dressed with steers averaging \$194.89 up \$3.17 while heifers averaged \$194.97 up \$3.26. At time of reporting Friday noon, this week's market remains untested. On Wednesday, at the Fed Cattle Exchange online auction there was a total of 494 head (five lots) of fed cattle on offer, with just one lot bid on at \$123.75, but sellers passed. The other four lots had a minimum bid of \$125.00 with no buyers bidding. As a result, there were no sales. Today bids are noted at \$121.00-\$123.00 live which is steady to \$2.00 lower than last week's trade and quite a bit lower than the current asking price of \$126.00 plus live. Dressed bids are sitting at \$192.00-\$193.00 down \$2.00-\$3.00 from last week's weighted average prices and also considerably lower than asking prices of \$200.00 plus dressed. Packer interest is expected to improve as the day progresses, but cash trade has been delayed until after the Cattle On Feed Report was released this afternoon at 3:00 pm. Business should develop at any time.