



Weekly Market Information Report for the week ending Thursday February 8, 2018

The following information is collected from various sources and disseminated by Beef Farmers of Ontario.

ONTARIO DIRECT TO PACKER RAILGRADE CATTLE TRADE

Prices are on a carcass weight basis before grade and weight discounts. Weekly Range:

A Grade Steers	247.00-250.00
A Grade Heifers	246.00-249.00

ONTARIO LIVE CATTLE TRADE

Ontario auction sales this week saw weighted average price ranges for:

FED CATTLE	Volume	Price Range	Average	Top	Last Week Avg
Large Frame Steers +1250	102	138.12-152.28	146.12	156.50	143.06
Medium Frame Steers +1250	478	123.23-148.49	138.91	151.50	139.72
Large & Medium Frame Steers +1250	150	135.24-152.29	144.74	156.50	141.66
Large Frame Heifers +1000	93	137.52-153.91	146.43	160.50	139.62
Medium Frame Heifers +1000	92	134.08-149.77	144.38	160.00	140.85
Large & Medium Frame Heifers +1000	185	135.21-153.89	145.73	160.50	140.34
Cows - All Weights	1,911	53.25-73.42	63.14	133.00	60.32
Bulls - All Weights	86	81.45-100.67	91.13	147.50	84.53

STOCKERS - Large and Medium Frame

STEERS	Volume	Price Range	Average	Top	Last Week Avg
1000+	394	170.56-191.76	182.67	195.50	173.40
900-999	146	185.87-195.53	191.08	199.00	181.62
800-899	76	172.97-192.32	183.20	203.00	180.78
700-799	165	180.06-203.85	191.20	208.50	179.35
600-699	226	185.00-222.97	207.84	238.00	192.77
500-599	239	194.70-234.64	220.01	247.00	210.43
400-499	129	179.57-222.31	206.97	255.00	201.72
-399	47	176.06-228.34	203.60	285.00	177.37

HEIFERS	Volume	Price Range	Average	Top	Last Week Avg
+900	74	131.93-160.03	147.65	166.50	149.66
800-899	78	110.04-168.37	150.80	172.00	156.41
700-799	80	138.69-170.37	162.51	190.00	156.39
600-699	141	157.21-183.74	175.01	204.00	166.31
500-599	129	162.62-200.58	183.59	214.00	174.54
400-499	119	166.66-200.26	185.21	225.00	173.96
300-399	40	148.28-191.50	171.48	217.00	168.97
-299	11	148.86-160.45	153.18	210.00	145.12

At **Kawartha Lakes Community Sale Barn, February 3, 2018** – 86 cows, 10 bulls, 26 veal, 27 stockers, 4 Fed cattle

	Price Range	Avg.	Top
Cows	49.00-80.00	62.31	98.00
Bulls under 1600 lbs	103.00-115.00	109.15	115.00
Bulls over 1600 lbs	72.00-105.40	90.62	105.40
Veal 600 lbs +	134.00-155.00	140.21	155.00
Veal 126 -300 lbs	60.00-217.50	177.58	217.50
Veal 125 and less	130.00-215.00	158.58	215.00

Denfield Livestock Exchange Inc., February 6, 2018- 64 Fed Cattle, 10 Veal, 7 Bulls, 96 Cows & 113 Drop Calves

	Price Range	Top		Price Range	Top
Choice steers	145.00-150.00	162.50	Good beef cows	65.00-75.00	84.50
Good steers	140.00-145.00		Good Holstein cows	60.00-70.00	
Choice heifers	145.00-150.00	156.50	D1 & D2 Cows	50.00-60.00	
Good heifers	140.00-145.00		D3 & D4 Cows	40.00-50.00	
Good Holstein veal	150.00-160.00		Choice drop calves	\$200.00-\$300.00/hd	\$375.00/hd
Plain & heavy veal	130.00-140.00		Good drop calves	\$150.00-\$200.00/hd	
Good beef bulls	85.00-98.00	111.50	Plain & Newborns	\$50.00-\$125.00/hd	
Good Holstein bulls	85.00-87.00				

At Renfrew Pontiac Livestock Ltd.: February 6, 2018– 30 Replacement Calves, 75 Cows, 6 Bulls

	Price Range	Top
Replacement Calves	60.00-110.00	155.00
Cows D1 & D2	89.00-94.00	98.00
Cows D3	72.00-88.00	
Cows D4	60.00-71.00	
Bulls	80.00-91.00	101.00

At Aylmer Stockyards Inc.: February 7, 2018 – 7 stockers, 36 Veal, 138 Cows, 4 Bulls, 9 Fed Cattle

	Price Range	Average	Top
Cows	40.99-82.479	64.00	82.49
Veal over 600 lbs	106.00-164.99	147.10	164.99

ONTARIO STOCKER & FEEDER TRADE

Stocker sale at Brussels Livestock: February 2, 2018 – 730 Stockers

Steers	Price Range	Average	Top	Heifers	Price Range	Average	Top
1000+	157.00-182.00	171.30	182.00	900+	141.00-166.50	156.20	166.50
900-999	177.00-191.00	184.93	191.00	800-899	97.50-172.00	150.29	172.00
800-899	175.00-194.00	184.65	194.00	700-799	143.00-157.00	154.58	157.00
700-799	195.00-205.00	199.06	205.00	600-699	147.00-178.00	169.94	178.00
600-699	197.00-226.00	217.44	226.00	500-599	165.00-190.00	178.57	190.00
500-599	202.00-238.00	222.12	245.00	400-499	174.00-185.00	182.20	212.00
400-499	200.00-224.00	213.45	255.00	300-399	190.00-217.00	206.75	217.00
399-	222.00-250.00	237.00	250.00	299-	190.00-210.00	196.67	210.00

Stocker sale at: Community Livestock Exchange: February 6, 2018– 98 Stockers

Steers	Price Range	Average	Top	Heifers	Price Range	Average	Top
700-799	151.00-193.99	174.10	193.99	600-699	119.99-169.50	162.09	169.50
600-699	110.00-182.49	158.89	182.49	500-599	122.50-187.00	156.69	187.00
500-599	127.00-218.00	186.89	218.00	400-499			
400-499	175.00-233.99	219.70	233.99				

Stocker sale at: Renfrew Pontiac Livestock: February 6, 2018– 155 Stockers

Steers	Price Range	Average	Top	Heifers	Price Range	Average	Top
600-699	190.99-220.50	208.49	220.50	700-799	101.00-178.00	166.79	178.00
500-599	139.99-237.00	215.09	237.00	600-699	167.99-190.50	181.09	190.50
				500-599	150.00-214.00	185.80	214.00
				400-499	147.50-191.99	177.89	191.99
				300-399	122.50-192.99	167.59	192.99

Stocker sale at **Ontario Livestock Exchange: February 7, 2018 – 421 Stockers**

Steers	Price Range	Average	Top	Heifers	Price Range	Average	Top
1000+	179.00-195.50	186.65	195.50	900+	N/T		
900-999	192.50-199.00	195.71	199.00				

Stocker sale at: **Ontario Livestock Exchange, February 8, 2018– 220 Stockers**

Steers	Price Range	Average	Top	Heifers	Price Range	Average	Top
1000+	148.00-191.50	184.66	191.50	900+	107.00-155.0	135.13	164.00
900-999	171.00-195.00	184.36	195.00	800-899	147.00-172.00	161.10	172.00
800-899	150.00-197.00	185.00	197.00	700-799	148.00-168.00	166.33	168.00
700-799	176.00-201.00	187.57	208.00	600-699	160.00-190.50	176.94	190.50
600-699	154.00-212.50	173.88	212.50				
400-499	192.00-240.00	227.44	240.00				

Stocker sale at: **Ontario Stockyards Inc. - February 8, 2018– 556 Stockers**

Steers	Price Range	Average	Top	Heifers	Price Range	Average	Top
1000+	130.00-186.00	172.98	186.00	900+	133.00-157.00	140.25	157.00
900-999	170.00-183.00	178.45	183.00	800-899	138.00-151.00	146.95	151.00
800-899	165.00-190.00	175.47	190.00	700-799	145.00-184.75	171.37	184.75
700-799	179.00-208.00	192.32	208.00	600-699	177.50-195.00	185.07	204.00
600-699	195.00-238.00	219.08	238.00	500-599	177.50-213.75	198.28	213.75
500-599	214.00-245.00	232.55	247.00	400-499	170.00-220.00	194.35	225.00
400-499	182.50-227.50	209.22	241.00	300-399	151.00-187.50	161.65	187.50
399-	195.00-240.00	219.25	242.50				

QUEBEC ELECTRONIC AUCTION MARKET (F.O.B. THE FEEDLOT)

	Price	Change from Last Week
On Thursday, February 8, 2018	\$244.25-\$246.00	-0.04

ALBERTA DIRECT TRADE

Week Ending Thursday, February 8, 2018

Steers	Live	162.00	Rail	273.00-273.50	FOB
Heifers	Live	N/T	Rail	N/T	

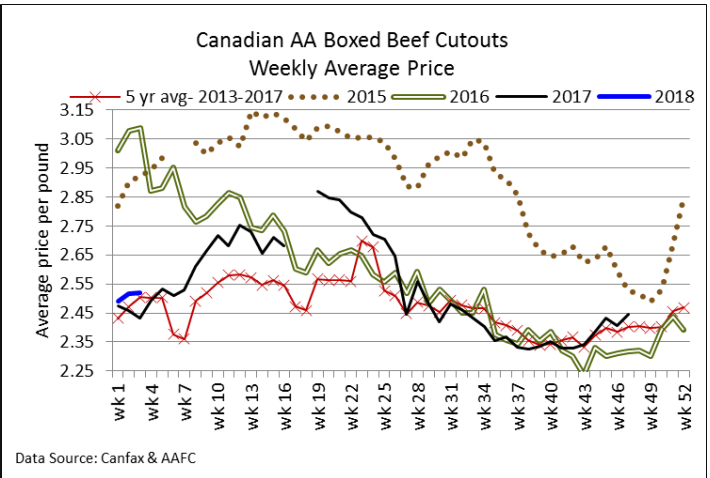
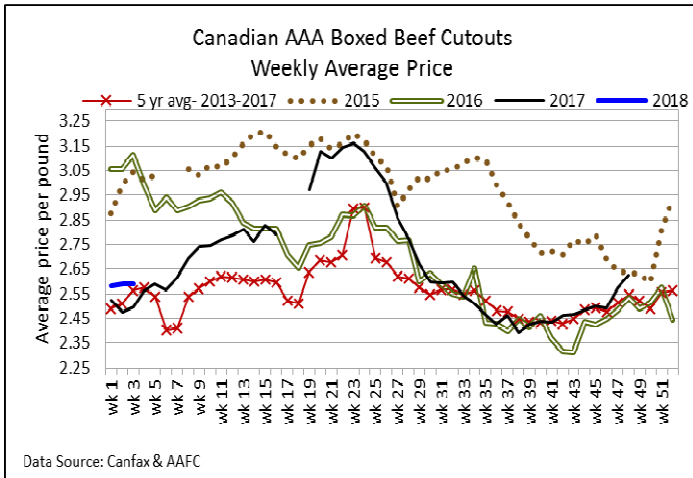
U.S. TRADE (U.S. funds)

Week Ending Thursday, February 8, 2018

Choice and Select Steers and Heifers:	Live	N/T
	Rail	N/T

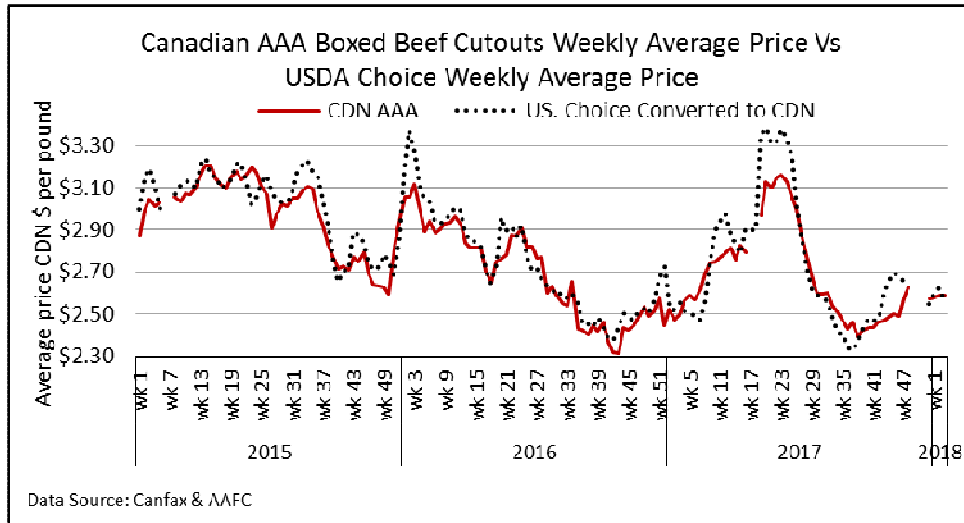
LIVE CATTLE EXPORTS-ONTARIO

	Week ending Jan 20, 2018	Week ending Jan 13, 2018	Year to Date
Total live slaughter cattle exported from Ontario to the U.S.	2,638	2,445	6,256
Steers & Heifers	1,083	1,206	2,774
Cows	1,237	884	2,614
Bulls	318	355	868



CANADIAN BOXED BEEF CUT-OUT VALUES

Week Ending	AAA	AA
January	2.5811	2.5183
January 12, 2018	2.5903	2.5152
January 6, 2018	2.5800	2.4906



U.S. BOXED BEEF CUT-OUT VALUES (U.S. funds)

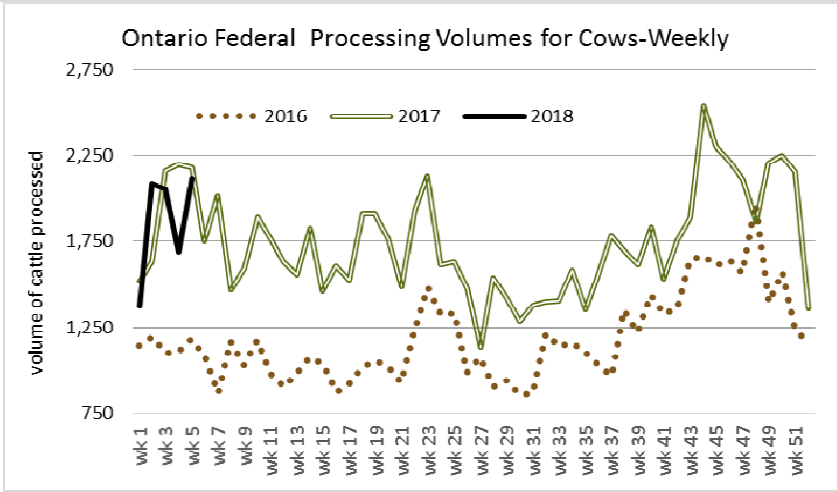
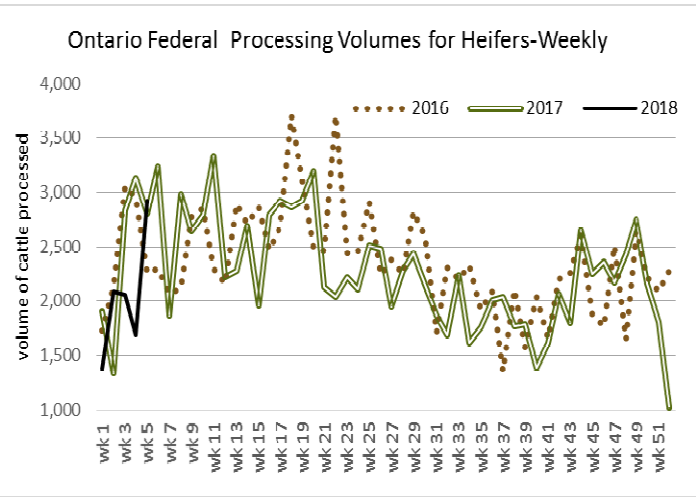
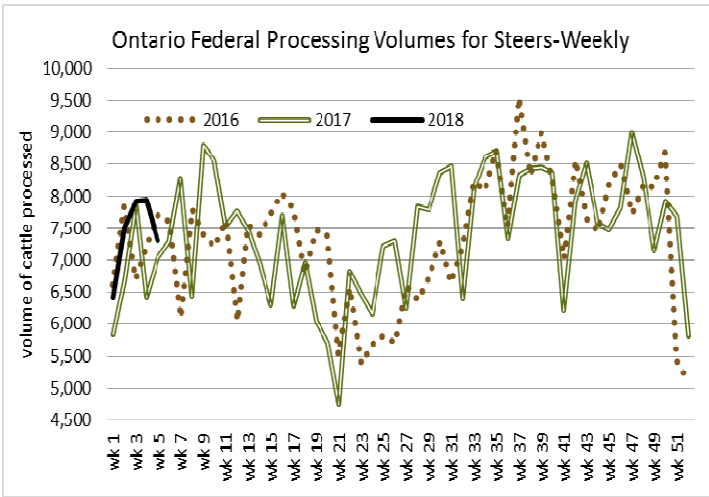
	Choice 600-900	Select 600-900
Current Five Day Average:	208.97	203.46

USDA ESTIMATED CATTLE PROCESSING VOLUME

	Week Ending February 10, 2018	Previous Week	Year Ago
Grand Total	591,000	611,000	579,000

FEDERALLY INSPECTED CANADIAN PROCESSING

	Week Ending January 27, 2018	# of hd change from week ago	YTD	% Change (Week Ago)	% Change (Year Ago)
Grand Total	54,206	+4,675	252,688	+9%	+9%
Western Slaughter	41,077	+4,194	190,255	+11%	+10%
Eastern Slaughter	13,129	+486	62,433	+4%	+5%



AVERAGE CARCASS WEIGHTS – CANADA

	Steers	Heifers
Feb 3, 2018	908	832
Jan 27, 2018	913	840
Jan 28, 2017	918	829

LIVE CATTLE – CANADA

IMPORTS		<i>Import % change from 2016 YTD</i>	EXPORTS		<i>Export % change from 2017 YTD</i>
<i>Jan 1- Dec 31/17</i>			<i>Jan 1-Jan 27/18</i>		
Pure bred	8,835	+101%	Slaughter steers & heifers	17,781	-4%
Non-pure bred	129,504	+386%	Feeder steers & heifers	7,651	+117%
			Cows & Bulls	8,728	-44%

BEEF EXPORTS – CANADA

United States		<i>Change from last year YTD</i>	Mexico		<i>Change from last year YTD</i>
<i>Jan 1 – Dec 31/17</i>			<i>Jan 1 – Dec 31/17</i>		
Total	280,305 tonnes	+4% or +10,512 tonnes	17,105 tonnes		+6% or +926 tonnes

BEEF PRODUCTION – CANADA

	<i>Jan 1 – Jan 27/18</i>	<i>Last Year Same Time</i>	<i>% Change</i>
Fed	78,815 tonnes	71,631 tonnes	+10%
Non-fed	18,925 tonnes	17,853 tonnes	+6%

BEEF IMPORTS – CANADA

	<i>Jan 1 – Jan 27/18</i>	<i>Last Year Same Time</i>	<i>% Change</i>
United States	12,083 tonnes	11,926 tonnes	+1%
Non-NAFTA	4,908 tonnes	6,831 tonnes	-28%
EU-28 (beef/veal total)	162 tonnes	148 tonnes	+9%
Total	17,791 tonnes	19,379 tonnes	-8%

CHICAGO MERCANTILE EXCHANGE

Closing quotes on futures today were as follows:

Live Cattle			Feeder Cattle			Corn			Soybeans			Canadian \$		
Feb	126.52	+0.75	Mar	146.20	-1.05	Mar	3.620	-3.6	Mar	9.830	-4.6	Spot	79.28	-0.14
Apr	123.62	-0.10	Apr	147.75	-0.90	May	3.696	-3.4	May	9.934	-5.2	Mar	79.31	-0.15
Jun	115.42	-0.10	May	148.32	-0.60	Jul	3.774	-3.4	Jul	10.034	-4.6	Jun	79.41	-0.14
Aug	112.82	-0.17	Aug	151.00	-0.70	Sep	3.842	-3.0	Aug	10.050	-4.6	Sep	79.50	-0.13
Oct	114.60	-0.27	Sep	151.42	-0.62	Dec	3.922	-2.6	Sep	10.002	-4.6	Dec	79.59	-0.12
Dec	116.65	-0.17	Oct	151.87	-0.45	Mar	4.000	-2.2	Nov	10.000	-4.4	Mar	79.66	-0.13

Beef Farmers of Ontario, 130 Malcolm Road, Guelph, ON N1K 1B1 Phone: (519) 824-0334 Fax: (519) 824-9161 or email: markets@ontariobeef.com

ONTARIO STOCKER & FEEDER TRADE UPCOMING SPECIAL SALES

14-Feb 10:00 am	Kawartha Lakes Community Sale Barn	Peterborough/Victoria Counties Stocker Sale
16-Feb 5:00 pm	Keady Livestock Market	Complete Beef Cow Herd Dispersal-190 Cows
16-Feb 7:00 pm	Ontario Stockyards Inc	Bred Cow Sale- 150 head expected
28-Feb 2:00 pm	Vankleek Hill Livestock Exchange	Stocker Sale
06-Mar 11:00 am	Ontario Stockyards Inc	Special Spring All Vaccinated Stocker Sale
16-Mar 11:00 am	Community Livestock Exchange	Quinte Cattlemen's Stocker Sale
24-Mar 11:00 am	Denfield Livestock Exchange	Stocker and Bred Cow Sale

Comments for the week ending February 8, 2018

There were 335 fed cattle sold through auction markets up 62 head from last week but 242 less than the same time last year. Fed steers traded from \$135.24-\$152.29 averaging \$144.74 up \$3.08 from last week and \$0.30 higher than year ago prices. The fed heifers traded from \$135.21-\$153.89 averaging \$145.73 up \$5.39 from last week and \$0.62 stronger than last year at this time. Auction markets reported a good demand with active trading. Prices were fully steady to \$2.00-3.00 higher on the good quality and fancy cattle, while all other types were steady to barely steady.

Ontario rail grade prices declined the previous Friday to \$247.00-\$250.00 dressed for steers and \$246.00-\$249.00 for heifers. Prices remained fully steady throughout the week with delivery anywhere from this week to the week of February 26th. This week's average price for steers is down \$2.25 from last week and \$2.00 below last year at this time. Heifers averaged \$2.50 below last week and \$2.00 below year ago prices.

The Ontario federally inspected processing volumes for steers, as of January 28, 2018, is 29,783 head, up 2,990 head (11.2%) from the same time last year and 1,364 more than January 28, 2016. The volume of heifers processed federally in Ontario, as of January 28, 2018 is 9,591 head, up 369 head (4%) from 2017 but 292 less than 2016. Cull cow federal processing volumes in Ontario are at 7,208 head as of January 28, 2018, down 308 head (4.1%) from 2017, but 2,669 more than January 28, 2016.

Live fed cattle exports to the U.S. through Ontario ports are at 2,774 head as of January 20, 2018, which is up 1,441 head from the same time in 2017 and just 21 less than the same time in 2016. Cull cow exports to the U.S. through Ontario ports as of January 20, 2018 total 2,614 head, down 2,932 from 2017 and 5,250 head less than January 20, 2016.

There were 1,911 cull cows sold through auction markets this week in Ontario, down 148 head from last week but 59 more than this time last year. Cull cows sold from \$53.25-\$73.42 averaging \$63.14 up \$2.82 from last week but \$12.67 below year ago prices. Auction markets reported demand as good with prices holding steady, but as the week progressed, prices were steady and strong, to \$3.00-\$4.00 higher on most classes.

2,094 stocker and feeder cattle were on offer this week at Ontario auction markets, down 1,122 head from last week and 545 less than the same time last year. Auction markets reported active trading with good quality cattle steady to strong, while plainer types were easier. Heavy/yearling steers ended the week up \$2.00-\$3.00 cwt. Actual average prices this week for steers 400-500 lbs were up \$5.25 from last week, 500-600 lbs up \$9.58, 600-700 lbs up \$15.07, 700-800 lbs up \$11.85, 800-900 lbs up \$2.42, 900-1000 lbs up \$7.46 and steers 1000 lbs and over averaged \$9.27 stronger than last week on average. Heifers between 300-400 lbs were up \$2.51 from last week on average, heifers 400-500 lbs up \$11.25, 500-600 lbs up \$9.05, 600-700 lbs up \$8.70, 700-800 lbs up \$6.12, 800-900 lbs down \$5.61 and heifers 900 lbs and over averaged \$2.01 lower than last week, on average.

The Quebec electronic market this week ranged from \$244.25-\$246.00 dressed, down \$0.04 from last week, on average.

Alberta direct trade was light this week. Canfax reports: "Thursday saw light trade develop with dressed sales reported at 275.00 delivered. Initial sales are fully steady with the previous week. Live sales have also been reported in the low 160's and are 1.00 lower than last week's weighted average price. Buying interest in the cash market has been moderate. The way things are shaping up sale volumes may be too light to establish a weighted average heifer price." The fed summary for steers was \$162.00 live and \$273.00-\$273.50 dressed, FOB.

The US cash cattle trade for the week ending February 2nd, was slightly easier to fully steady. The USDA Mandatory Price Report for the week listed live sales from \$123.00-\$128.00 with steers averaging \$125.91 down \$0.55 while heifers averaged \$125.93 down \$0.37. On the rail dressed deals ranged from \$198.00-\$200.00 with steers averaging \$199.90 up \$0.16 from the previous week, while heifers averaged \$199.96 down \$0.20. This week, on Wednesday, at the Fed Cattle Exchange online auction in the US, there was a total of 892 head (five lots) of fed cattle on offer, with one lot of 148 heifers sold at \$126.00 live which is steady to last week's trade. The four remaining lots were asking \$128.00 live but received no bids. At time of reporting Friday noon, this week's cash market remains at a standstill. Bids are currently sitting at \$126.00 live in the south and \$200.00 dressed in the north but no sales are reported. Asking prices are holding at \$129.00-\$130.00 live in the south and \$203.00-\$205.00 dressed in the north. Active trade should develop at any time, and at this point it appears the worst that trade will be is steady.