



## Weekly Market Information Report for the week ending Thursday February 15, 2018

The following information is collected from various sources and disseminated by Beef Farmers of Ontario.

### ONTARIO DIRECT TO PACKER RAILGRADE CATTLE TRADE

Prices are on a carcass weight basis before grade and weight discounts. Weekly Range:

<b>A Grade Steers</b>	247.00-250.00
<b>A Grade Heifers</b>	246.00-249.00

### ONTARIO LIVE CATTLE TRADE

Ontario auction sales this week saw weighted average price ranges for:

<b>FED CATTLE</b>	<b>Volume</b>	<b>Price Range</b>	<b>Average</b>	<b>Top</b>	<b>Last Week Avg</b>
Large Frame Steers +1250	51	137.41-153.08	144.94	164.00	146.12
Medium Frame Steers +1250	77	141.23-151.88	146.81	159.50	138.91
Large & Medium Frame Steers +1250	128	140.26-154.43	146.24	164.00	144.74
Large Frame Heifers +1000	154	127.93-151.91	143.84	164.00	146.43
Medium Frame Heifers +1000	138	140.30-148.32	145.29	162.50	144.38
Large & Medium Frame Heifers +1000	292	135.14-152.25	145.62	164.00	145.73
Cows - All Weights	2,223	52.82-74.97	63.70	112.00	63.14
Bulls - All Weights	89	77.84-100.13	88.14	155.00	91.13

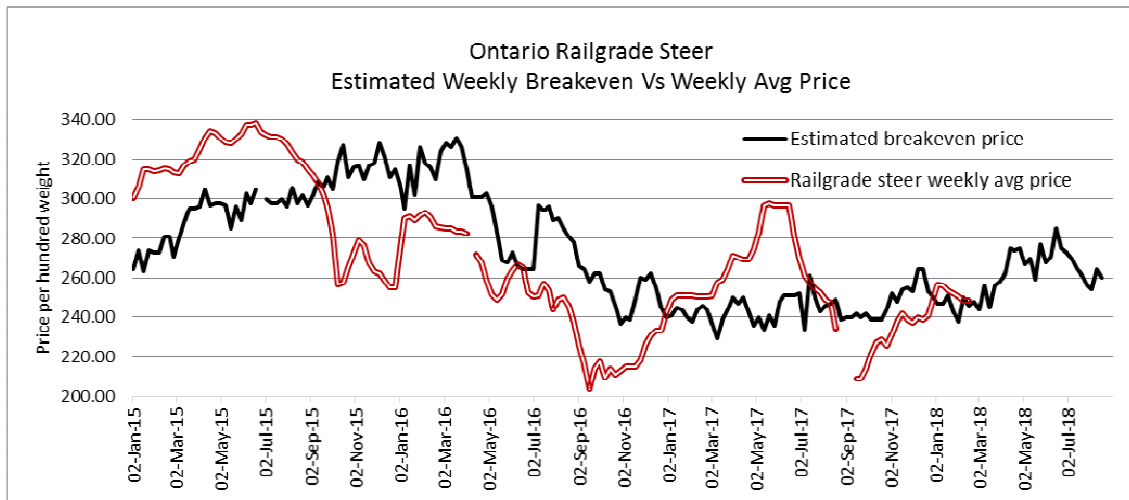
### STOCKERS - Large and Medium Frame

<b>STEERS</b>	<b>Volume</b>	<b>Price Range</b>	<b>Average</b>	<b>Top</b>	<b>Last Week Avg</b>
<b>1000+</b>	424	171.52-188.87	182.91	192.50	182.67
<b>900-999</b>	287	176.74-192.82	185.91	201.00	191.08
<b>800-899</b>	270	180.09-197.17	189.82	210.00	183.20
<b>700-799</b>	261	172.08-205.91	188.69	224.00	191.20
<b>600-699</b>	591	187.50-230.36	212.09	238.00	207.84
<b>500-599</b>	391	193.81-244.15	224.65	269.00	220.01
<b>400-499</b>	185	188.29-240.45	215.70	265.00	206.97
<b>-399</b>	52	152.60-233.11	199.73	257.00	203.60

<b>HEIFERS</b>	<b>Volume</b>	<b>Price Range</b>	<b>Average</b>	<b>Top</b>	<b>Last Week Avg</b>
<b>+900</b>	170	136.84-160.08	152.26	175.25	147.65
<b>800-899</b>	79	130.48-158.62	148.62	185.75	150.80
<b>700-799</b>	168	159.29-186.14	173.00	198.00	162.51
<b>600-699</b>	403	154.05-191.39	176.16	215.00	175.01
<b>500-599</b>	358	157.90-204.48	187.23	219.50	183.59
<b>400-499</b>	153	153.85-197.42	178.31	239.00	185.21
<b>300-399</b>	46	156.91-194.09	178.83	227.50	171.48
<b>-299</b>	7	107.43-158.14	132.37	175.00	153.18

At Kawartha Lakes Community Sale Barn, February 10, 2018 – 66 cows, 8 bulls, 27 veal, 21 stockers, 3 Fed cattle

	<b>Price Range</b>	<b>Avg.</b>	<b>Top</b>
<b>Cows</b>	53.00-74.00	63.07	80.00
<b>Bulls under 1600 lbs</b>	79.00-155.00	109.07	155.00
<b>Bulls over 1600 lbs</b>	77.50-103.50	88.35	103.50
<b>Veal 600 lbs +</b>	90.00-131.00	103.76	131.00
<b>Veal 126 -300 lbs</b>	160.00-200.00	180.12	200.00
<b>Veal 125 and less</b>	170.00-195.00	184.12	195.00



The information provided on this report is based on weighted averages for actual data collected. Input costs are a guideline only and will vary from producer to producer. BFO does not take any responsibility and accepts no legal liability arising from or connected to damages or losses experienced by producers when using this information. This is to be used at your own risk.

**Denfield Livestock Exchange Inc., February 13, 2018- 136 Fed Cattle, 26 Veal, 2 Bulls, 73 Cows & 119 Drop Calves**

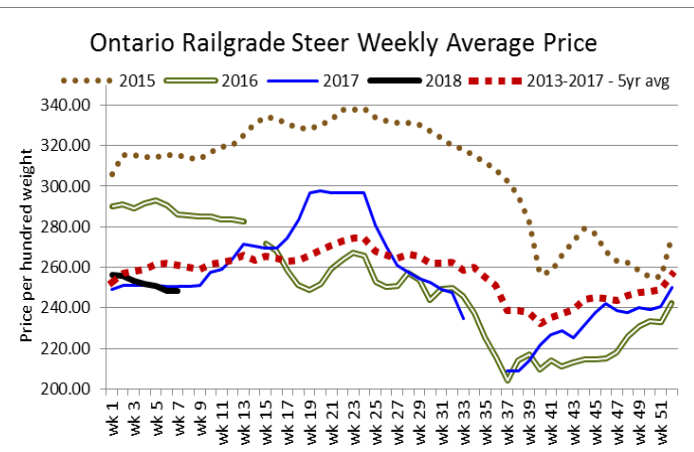
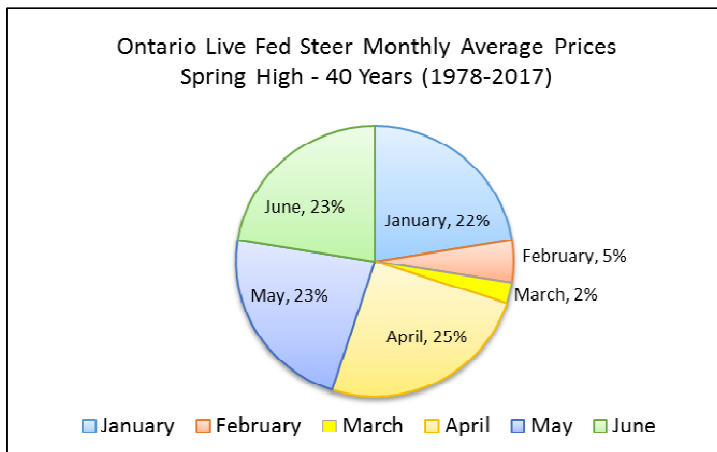
	Price Range	Top		Price Range	Top
Choice steers	145.00-150.00	154.75	Good beef cows	70.00-80.00	
Good steers	140.00-145.00		Good Holstein cows	65.00-75.00	
Choice heifers	145.00-150.00		D1 & D2 Cows	50.00-60.00	
Good heifers	140.00-145.00		D3 & D4 Cows	40.00-50.00	
Good Holstein veal	140.00-155.00		Choice drop calves	\$240.00-\$350.00/hd	\$650.00/hd
Plain & heavy veal	125.00-135.0		Good drop calves	\$150.00-\$230.00/hd	
Good beef bulls	84.00-94.00	132.50	Plain & Newborns	\$50.00-\$140.00/hd	
Good Holstein bulls	N/T				

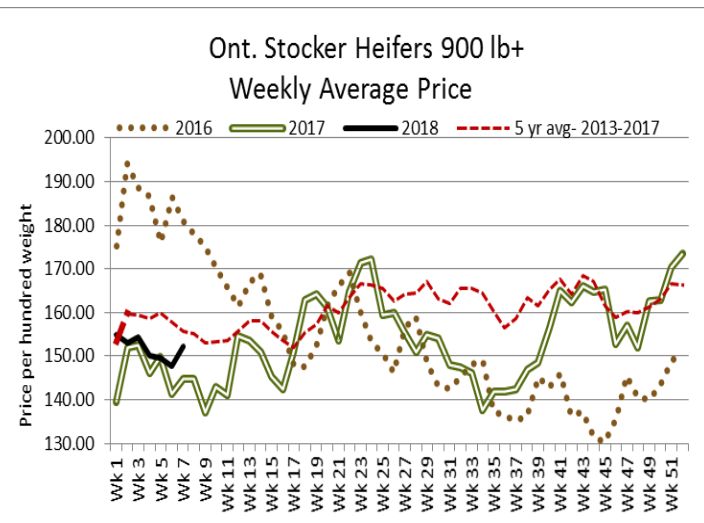
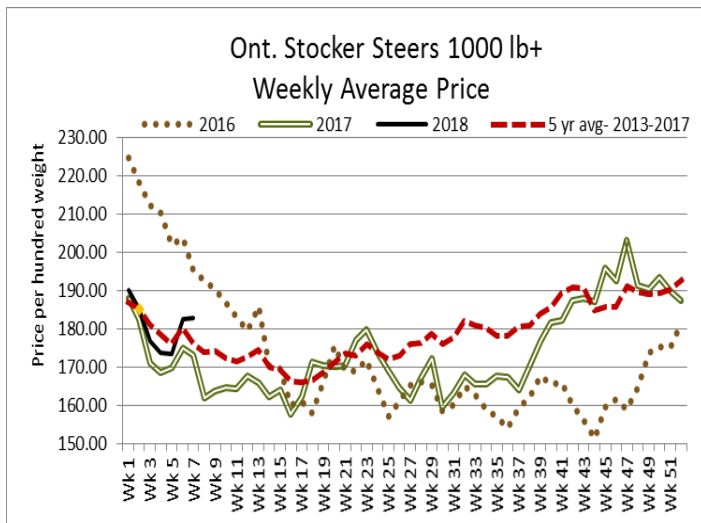
**At Renfrew Pontiac Livestock Ltd.: February 13, 2018– 12 Replacement Calves, 63 Cows, 11 Bulls**

	Price Range	Top
Replacement Calves	60.00-110.00	
Cows D1 & D2	89.00-96.00	101.00
Cows D3	74.00-92.00	
Cows D4	60.00-74.00	
Bulls	90.00-95.00	101.00

**At Aylmer Stockyards Inc.: February 14, 2018 – 17 stockers, 44 Veal, 192 Cows, 3 Bulls, 18 Fed Cattle**

	Price Range	Average	Top
Cows	40.50-84.99	67.40	84.99
Veal over 600 lbs	105.00-151.00	135.60	151.00





**ONTARIO STOCKER & FEEDER TRADE**

Stocker sale at **Brussels Livestock: February 9, 2018 – 882 Stockers**

Steers	Price Range	Average	Top	Heifers	Price Range	Average	Top
1000+	156.00-181.00	170.85	183.50	900+	145.25-164.25	157.71	171.50
900-999	180.00-197.00	190.74	197.00	800-899	164.00-165.00	164.36	165.00
800-899	192.75-199.75	198.23	199.75	700-799	154.00-179.25	165.96	179.25
700-799	192.00-201.00	197.00	201.00	600-699	156.00-172.00	163.74	180.00
600-699	190.00-236.00	212.84	236.00	500-599	150.00-188.00	171.98	193.00
500-599	186.00-243.00	222.13	246.00	400-499	155.00-190.00	170.80	206.00
400-499	200.00-252.00	225.87	252.00	300-399	145.00-180.00	159.00	180.00
399-	195.00-250.00	227.00	250.00	299-			

Stocker sale at: **Community Livestock Exchange: February 13, 2018 – 143 Stockers**

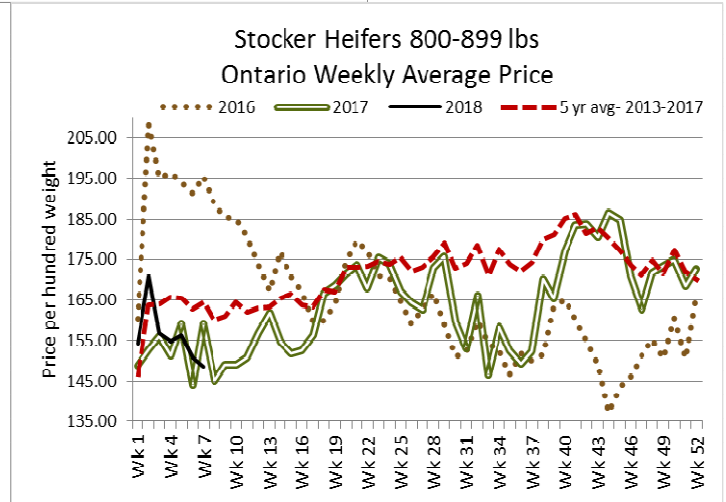
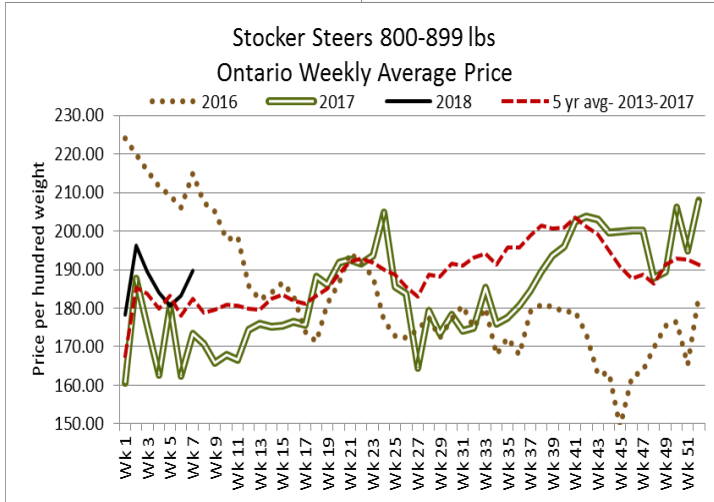
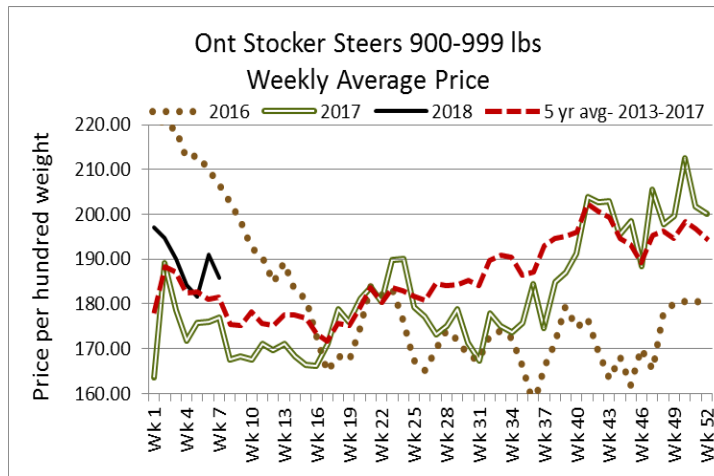
Steers	Price Range	Average	Top	Heifers	Price Range	Average	Top
700-799	93.99-154.00	133.69	154.00	500-599	130.00-206.00	171.99	206.00
600-699	100.00-208.99	157.09	208.99				
500-599	127.49-229.00	202.19	229.00				
400-499	100.00-175.00	125.20	235.00				

Stocker sale at: **Keady Livestock Market: February 13, 2018 – 171 Stockers, 167 Dollar Calves**

Steers	Price Range	Average	Top	Heifers	Price Range	Average	Top
900-999	191.00-194.25	193.12	194.25	600-699	168.00-193.50	180.12	193.50
800-899	201.00-209.00	207.22	209.00	500-599	185.00-212.00	201.13	212.00
700-799	197.00-200.00	199.67	200.00				
600-699	213.00-219.50	218.20	219.50				

Stocker sale at: **Renfrew Pontiac Livestock: February 13, 2018 – 250 Stockers**

Steers	Price Range	Average	Top	Heifers	Price Range	Average	Top
800-899	190.99-192.99	192.70	192.99	600-699	144.99-194.99	182.69	194.99
700-799	119.99-207.50	175.80	207.50	500-599	139.99-214.99	196.70	214.99
600-699	157.49-231.99	214.29	231.99	400-499	170.99-207.50	190.30	207.50
500-599	202.49-243.99	231.49	243.99	300-399	175.00-202.49	196.39	202.49
400-499	147.50-247.50	194.59	247.50				
399-	139.99-243.00	223.70	243.00				



Stocker sale at **Ontario Livestock Exchange: February 14, 2018 – 430 Stockers**

Steers	Price Range	Average	Top	Heifers	Price Range	Average	Top
1000+	177.00-192.50	187.77	192.50	900+	N/T		
900-999	185.00-201.00	192.79	201.00				
800-899	195.00-205.00	201.03	205.00				

Stocker sale at: **Ontario Livestock Exchange, February 15, 2018– 300 Stockers**

Steers	Price Range	Average	Top	Heifers	Price Range	Average	Top
1000+	132.00-171.00	148.40	177.50	600-699	119.00-160.00	155.15	160.00
900-999	102.50-154.00	146.85	154.00	500-599	160.00-184.00	169.42	190.00
800-899	179.00-210.00	192.33	210.00	300-399	187.50-210.00	195.83	210.00
600-699	154.00-205.00	169.71	210.00				
500-599	140.00-182.50	163.92	242.50				
400-499	156.00-230.00	196.06	230.00				

Stocker sale at: **Ontario Stockyards Inc. - February 15, 2018– 1,073 Stockers**

Steers	Price Range	Average	Top	Heifers	Price Range	Average	Top
1000+	172.00-178.00	177.49	178.00	900+	100.00-154.00	131.48	154.00
900-999	173.00-187.00	177.86	187.00	800-899	120.00-135.00	129.29	135.00
800-899	164.00-189.50	179.66	189.50	700-799	150.00-184.00	169.15	189.50
700-799	183.00-218.00	199.98	218.00	600-699	168.00-200.00	185.54	206.00
600-699	211.00-237.00	226.98	238.00	500-599	185.00-219.50	202.71	219.50
500-599	220.00-254.00	242.01	269.00	400-499	167.50-214.00	192.46	214.00
400-499	225.00-263.50	249.87	263.50	300-399	175.00-205.00	193.58	227.50
399-	235.00-252.50	245.26	252.50				

Stocker sale at: **Ottawa Livestock Exchange, February 15, 2018– 105** Stockers

<b>Steers</b>	<b>Price Range</b>	<b>Average</b>	<b>Top</b>	<b>Heifers</b>	<b>Price Range</b>	<b>Average</b>	<b>Top</b>
<b>600-699</b>	142.00-170.00	158.00	188.00	<b>600-699</b>	124.00-154.00	141.56	154.00
<b>500-599</b>	140.00-210.00	174.85	210.00	<b>500-599</b>	118.00-160.00	139.95	190.00
<b>400-499</b>	122.00-192.00	157.33	192.00				
<b>399-</b>	60.00-257.00	142.33	257.00				

**ONTARIO STOCKER & FEEDER TRADE SPECIAL SALES**

Stocker sale at: **Kawartha Lakes Community Sale Barn, February 14, 2018- 539** Stockers

<b>Steers</b>	<b>Price Range</b>	<b>Average</b>	<b>Top</b>	<b>Heifers</b>	<b>Price Range</b>	<b>Average</b>	<b>Top</b>
<b>1000+</b>	170.00-184.50	180.46	184.50	<b>900+</b>	164.50-175.25	171.83	175.25
<b>900-999</b>	164.00-194.50	188.24	194.50	<b>800-899</b>	146.00-185.75	179.20	185.75
<b>800-899</b>	179.00-199.00	185.87	199.00	<b>700-799</b>	175.00-198.00	186.18	198.00
<b>700-799</b>	177.50-224.00	191.09	224.00	<b>600-699</b>	130.00-215.00	181.96	215.00
<b>600-699</b>	187.50-235.00	211.81	238.00	<b>500-599</b>	127.50-216.00	195.56	216.00
<b>500-599</b>	205.00-262.00	233.42	262.00	<b>400-499</b>	140.00-239.00	208.43	239.00
<b>400-499</b>	182.50-265.00	217.11	265.00	<b>300-399</b>	155.00-220.00	181.89	220.00

Peterborough/Victoria Counties Special Spring Stocker Sale. A good offering of cattle sold actively at steady prices.

**QUEBEC ELECTRONIC AUCTION MARKET (F.O.B. THE FEEDLOT)**

	<b>Price</b>	<b>Change from Last Week</b>
On Thursday, February 15, 2018	246.00	+0.75

**ALBERTA DIRECT TRADE**

Week Ending Thursday, February 15, 2018

<b>Steers</b>	Live	165.00	Rail	273.00-273.75
<b>Heifers</b>	Live	165.00	Rail	273.00

**U.S. TRADE (U.S. funds)**

Week Ending Thursday, February 15, 2018

<b>Choice and Select Steers and Heifers:</b>	Live	N/T
	Rail	N/T

**LIVE CATTLE EXPORTS-ONTARIO**

	<b>Week ending Jan 27, 2018</b>	<b>Week ending Jan 20, 2018</b>	<b>Year to Date</b>
<b>Total</b> live slaughter cattle exported from Ontario to the U.S.	<b>2,539</b>	<b>2,638</b>	<b>8,795</b>
<b>Steers &amp; Heifers</b>	1,212	1,083	3,986
<b>Cows</b>	1,054	1,237	3,668
<b>Bulls</b>	273	318	1,141

**CANADIAN BOXED BEEF CUT-OUT VALUES**

<b>Week Ending</b>	<b>AAA</b>	<b>AA</b>
January 26, 2018	2.5360	2.4992
January 19, 2018	2.5811	2.5183
January 12, 2018	2.5903	2.5152

**U.S. BOXED BEEF CUT-OUT VALUES (U.S. funds)**

	<b>Choice</b>	<b>Select</b>
	<b>600-900</b>	<b>600-900</b>
<b>Current Five Day Average:</b>	207.80	203.70

### USDA ESTIMATED CATTLE PROCESSING VOLUME

	<b>Week Ending</b> <b>February 17, 2018</b>	<b>Previous Week</b>	<b>Year Ago</b>
<b>Grand Total</b>	596,000	591,000	576,000

### FEDERALLY INSPECTED CANADIAN PROCESSING

	<b>Week Ending</b> <b>Feb 10, 2018</b>	<b># of hd change from</b> <b>week ago</b>	<b>YTD</b>	<b>% Change</b> <b>(Week Ago)</b>	<b>% Change</b> <b>(Year Ago)</b>
<b>Grand Total</b>	50,666	-3,540	303,358	-7%	+7%
<b>Western Slaughter</b>	37,416	-3,661	227,671	-9%	+8%
<b>Eastern Slaughter</b>	13,250	+121	75,687	+1%	+5%

### AVERAGE CARCASS WEIGHTS – CANADA

	<b>Steers</b>	<b>Heifers</b>
Feb 10, 2018	913	839
Feb 3, 2018	902	832
Feb 11, 2017	913	827

### LIVE CATTLE – CANADA

<b>IMPORTS</b>		<b>Import % change</b> <b>from 2016 YTD</b>	<b>EXPORTS</b>		<b>Export % change</b> <b>from 2017 YTD</b>
<i>Jan 1- Dec 31/17</i>			<i>Jan 1-Feb 3/18</i>		
Pure bred	8,835	+101%	Slaughter steers & heifers	22,154	-7%
Non-pure bred	129,504	+386%	Feeder steers & heifers	9,225	+56%
			Cows & Bulls	11,005	-45%

### BEEF EXPORTS – CANADA

<b>United States</b>		<b>Change from last year YTD</b>	<b>Mexico</b>		<b>Change from last year YTD</b>
<i>Jan 1 – Dec 31/17</i>			<i>Jan 1 – Dec 31/17</i>		
Total	280,305 tonnes	+4% or +10,512 tonnes	17,105 tonnes		+6% or +926 tonnes

### BEEF PRODUCTION – CANADA

	<b>Jan 1 – Feb 10/18</b>	<b>Last Year Same Time</b>	<b>% Change</b>
Fed	94,866 tonnes	87,417 tonnes	+9%
Non-fed	22,598 tonnes	21,640 tonnes	+4%

### BEEF IMPORTS – CANADA

	<b>Jan 1 – Feb 10/18</b>	<b>Last Year Same Time</b>	<b>% Change</b>
United States	14,833 tonnes	14,762 tonnes	+0%
Non-NAFTA	6,140 tonnes	7,985 tonnes	-23%
EU-28 (beef/veal total)	198 tonnes	220 tonnes	-10%
Total	21,847 tonnes	23,561 tonnes	-7%

### CHICAGO MERCANTILE EXCHANGE

Closing quotes on futures today were as follows:

<b>Live Cattle</b>		<b>Feeder Cattle</b>		<b>Corn</b>		<b>Soybeans</b>		<b>Canadian \$</b>	
<b>Feb</b>	130.10 +0.82	<b>Mar</b>	149.72 -0.10	<b>Mar</b>	3.674 -0.2	<b>Mar</b>	10.214 -2.6	<b>Spot</b>	79.66 -0.39
<b>Apr</b>	127.65 +0.40	<b>Apr</b>	152.40 +0.10	<b>May</b>	3.750 -0.4	<b>May</b>	10.324 -2.4	<b>Mar</b>	79.70 -0.39
<b>Jun</b>	118.67 +0.07	<b>May</b>	152.82 -0.02	<b>Jul</b>	3.826 -0.2	<b>Jul</b>	10.422 -2.4	<b>Jun</b>	79.82 -0.39
<b>Aug</b>	115.62 +0.22	<b>Aug</b>	155.35 +0.00	<b>Sep</b>	3.894 -0.2	<b>Aug</b>	10.432 -2.4	<b>Sep</b>	79.93 -0.38
<b>Oct</b>	117.12 +0.02	<b>Sep</b>	155.10 +0.15	<b>Dec</b>	3.970 -0.4	<b>Sep</b>	10.306 -2.2	<b>Dec</b>	80.03 -0.38
<b>Dec</b>	118.85 +0.00	<b>Oct</b>	154.95 +0.30	<b>Mar</b>	4.046 -0.4	<b>Nov</b>	10.220 -1.6	<b>Mar</b>	80.13 -0.38

Beef Farmers of Ontario, 130 Malcolm Road, Guelph, ON N1K 1B1 Phone: (519) 824-0334 Fax: (519) 824-9161 or email: [markets@ontariobeef.com](mailto:markets@ontariobeef.com)



### **ONTARIO STOCKER & FEEDER TRADE UPCOMING SPECIAL SALES**

17-Feb		Kawartha Lakes Community Sale Barn	Bred Cows after regular sale
28-Feb	2:00 pm	Vankleek Hill Livestock Exchange	Stocker Sale
06-Mar	11:00 am	Ontario Stockyards Inc	Special Spring All Vaccinated Stocker Sale
09-Mar	5:00 pm	Keady Livestock Market	Bred Cow & Heifer Sale
16-Mar	11:00 am	Community Livestock Exchange	Quinte Cattlemen's Stocker Sale
17-Mar	2:00 pm	Maple Hill Auctions Ltd	Rollin Acres/Patton/whiskey Hollow Charolais Bull Sale
24-Mar	11:00 am	Denfield Livestock Exchange	Stocker and Bred Cow Sale

### **Comments for the week ending February 15, 2018**

There were 420 fed steers and heifers sold through auction markets this week up 85 head from last week, but 40 less than the same time last year. Fed steers sold from \$140.26-\$154.53 averaging \$146.24 up \$1.50 from last week but \$0.91 lower than year ago prices. The fed heifers ranged from \$135.14-\$152.25 averaging \$145.62 down \$0.11 from last week but \$1.39 stronger than last year at this time. Auction markets reported trade as steady to fully steady with the extra fancy types selling \$1.00-\$2.00 cwt stronger. By week's end all classes were reported as \$2.00-\$3.00 cwt higher.

Ontario rail grade prices remained fully steady to last week and have held at this price for two consecutive weeks now. Steers are selling from \$247.00-\$250.00 dressed while heifers are \$246.00-\$249.00. This week's average prices are \$2.00 below year ago prices on average. The estimated breakeven steer price for this week is sitting around \$246.00 cwt on a dressed basis, which is just \$2.50 cwt below the current cash market prices, based on the average price of steers 900-999 lbs placed in August 2017. Looking forward, the breakeven price estimated for steers going on feed this week, with an estimated market date in August of 2018, is around \$260.00 cwt.

There were 2,223 cull cows sold through auction markets this week up 312 head from last week and 148 more than the same time last year. Cull cows sold from \$52.82-\$74.97 averaging \$63.70 up \$0.56 from last week but \$14.76 lower than year ago prices. Auction markets reported trade as strong with prices steady to stronger. As the week progressed, prices were firm to \$2.00-\$3.00 cwt higher on the good quality cows, with plainer types selling lower.

3,845 stocker and feeder cattle sold through auction markets this week up 1,751 head from last week and 902 more than the same week last year. Auction markets reported calves as active with prices steady to stronger, with one report of heifers calves trading \$5.00-\$8.00 higher than last week. Heavier cattle were active with prices steady to stronger early week, to steady by week's end. Actual average prices this week for steers 400-500 lbs were up \$8.73 from last week on average, 500-600 lbs up \$4.64, 600-700 lbs up \$4.25, 700-800 lbs down \$2.51, 800-900 lbs up \$6.62, 900-1000 lbs down \$5.17 and steers 1000 lbs and over averaged 0.24 stronger than last week on average. Heifers 300-400 lbs were up \$7.35 from last week on average, 400-500 lbs down \$6.90, 500-600 lbs up \$3.64, 600-700 lbs up \$1.15, 700-800 lbs up \$10.49, 800-900 lbs down \$1.46 and heifers 900 lbs and over averaged \$4.61 stronger than last week.

The Quebec electronic market this week was reported at \$246.00 dressed, up \$0.75 from last week, on average.

Alberta direct trade, was light. Canfax noted live steers and heifers at \$165.00, up \$3.00 on average from last week for the steers, while there were no heifer sales last week to compare to. On the rail prices ranged from \$273.00-\$273.75 dressed, FOB, with steers averaging \$0.27 lower than last week on average. The overall average was up \$1.00 reports Canfax, noting "Some of this week's showlist offering will be carried over and can easily remain on feed three to four more weeks."

The US cash cattle trade for the week ending February 9th, was fairly light and did not develop until late Friday afternoon and into the early evening with prices holding fully steady. Live sales ranged from \$125.00-\$129.50, with steers averaging \$126.15 up \$0.24 from the previous week, while heifers averaged \$126.03 up \$0.10. On the rail steers and heifers sold from \$196.00-\$203.00 dressed with steers averaging \$200.33 up \$0.40 from the week before, while heifers averaged \$199.93 down \$0.03. This week, the market remains untested. On Wednesday the Fed Cattle Exchange online auction in the US had three lots totaling 255 head of fed cattle on offer, all from Kansas. One lot passed bids of \$124.00 live, while the other two lots were asking \$128.00 live but were not bid on, resulting in no sales. At time of reporting light trade has developed in the south at \$130.00 live up \$4.00 from last week's weighted average prices. Trade in the north has also surfaced at \$205.00 dressed, up \$5.00 from last week on average. Trade volumes should increase as the afternoon progresses, but a stronger market tone has been established.