



Weekly Market Information Report for the week ending Thursday March 1, 2018

The following information is collected from various sources and disseminated by Beef Farmers of Ontario.

ONTARIO DIRECT TO PACKER RAILGRADE CATTLE TRADE

Prices are on a carcass weight basis before grade and weight discounts. Weekly Range:

A Grade Steers	254.00-256.00
A Grade Heifers	253.00-255.00

ONTARIO LIVE CATTLE TRADE

Ontario auction sales this week saw weighted average price ranges for:

FED CATTLE	Volume	Price Range	Average	Top	Last Week Avg
Large Frame Steers +1250	94	139.06-153.97	147.92	158.00	151.45
Medium Frame Steers +1250	81	132.40-151.87	146.28	162.50	146.74
Large & Medium Frame Steers +1250	175	137.74-153.38	147.57	162.50	149.36
Large Frame Heifers +1000	125	131.28-152.08	143.86	172.50	148.41
Medium Frame Heifers +1000	112	122.83-152.62	142.09	163.00	146.05
Large & Medium Frame Heifers +1000	237	130.36-157.64	144.66	172.50	148.49
Cows - All Weights	2,204	57.13-78.85	67.36	121.99	65.03
Bulls - All Weights	100	82.19-108.66	94.47	138.00	90.69

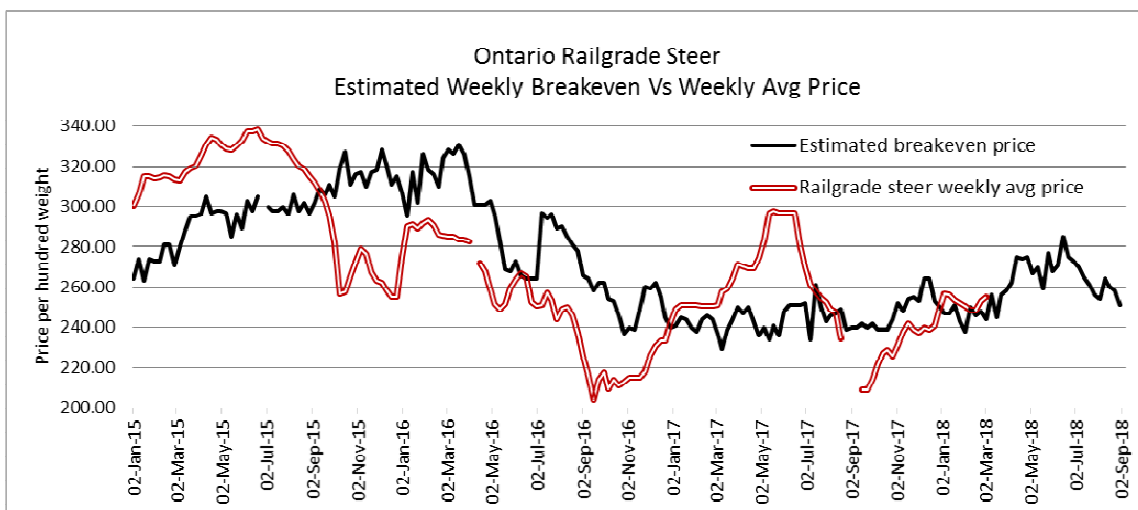
STOCKERS - Large and Medium Frame

STEERS	Volume	Price Range	Average	Top	Last Week Avg
1000+	382	162.46-179.17	170.24	189.50	180.13
900-999	306	171.59-190.02	178.69	194.00	185.28
800-899	260	181.97-199.00	191.44	204.50	178.44
700-799	234	170.23-208.40	193.05	222.50	185.13
600-699	387	191.62-237.73	218.35	249.00	194.40
500-599	315	194.69-250.50	227.28	275.00	229.72
400-499	166	189.28-252.48	221.30	271.00	203.29
-399	45	155.88-221.04	192.93	270.00	190.32

HEIFERS	Volume	Price Range	Average	Top	Last Week Avg
+900	252	136.42-163.07	152.61	175.00	155.34
800-899	121	156.56-171.16	165.81	178.00	163.99
700-799	169	157.60-183.72	171.87	202.00	160.91
600-699	273	164.85-202.25	187.96	218.00	175.92
500-599	307	168.94-214.72	193.63	243.00	176.90
400-499	116	173.33-213.45	197.32	237.00	177.18
300-399	37	178.70-220.54	200.56	242.50	169.56
-299	20	157.00-195.00	178.61	220.00	167.37

At Kawartha Lakes Community Sale Barn, February 24, 2018 – 108 cows, 7 bulls, 73 veal, 45 stockers, 4 Fed cattle

	Price Range	Avg.	Top
Cows	55.00-75.50	62.53	87.00
Bulls under 1600 lbs	74.00-89.00	81.20	89.00
Veal 600 lbs +	115.00-139.00	116.79	139.00
Veal 126 -300 lbs	77.50-150.00	99.37	150.00
Veal 125 and less	30.00-145.00	72.60	147.50



The information provided on this report is based on weighted averages for actual data collected. Input costs are a guideline only and will vary from producer to producer. BFO does not take any responsibility and accepts no legal liability arising from or connected to damages or losses experienced by producers when using this information. This is to be used at your own risk.

Denfield Livestock Exchange Inc., February 27, 2018- 239 Fed Cattle, 30 Veal, 5 Bulls, 92 Cows & 144 Drop Calves

	Price Range	Top		Price Range	Top
Choice steers	150.00-155.00	169.00	Good beef cows	75.00-85.00	
Good steers	145.00-150.00		Good Holstein cows	70.00-80.00	
Choice heifers	155.00-160.00	170.00	D1 & D2 Cows	60.00-70.00	
Good heifers	145.00-150.00		D3 & D4 Cows	50.00-60.00	
Good Holstein veal	120.00-130.00		Choice drop calves	\$150.00-\$220.00/hd	\$340.00/hd
Plain & heavy veal	100.00-115.0		Good drop calves	\$75.00-\$125.00/hd	
Good beef bulls	75.00-85.00		Plain & Newborns	\$20.00-\$50.00/hd	
Good Holstein bulls	80.00-85.00				

At Renfrew Pontiac Livestock Ltd.: February 27, 2018– 26 Replacement Calves, 58 Cows, 5 Bulls

	Price Range	Top
Replacement Calves	10.00-75.00	130.00
Cows D1 & D2	83.00-88.00	98.50
Cows D3	70.00-79.00	
Cows D4	60.00-70.00	
Bulls	85.00-95.00	116.00

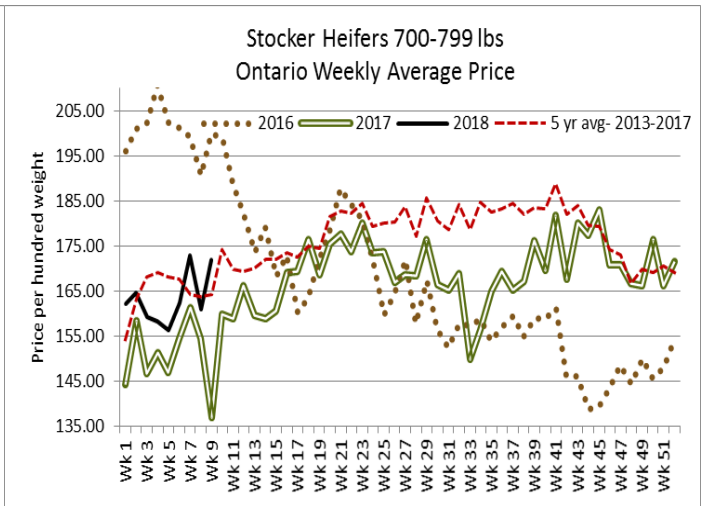
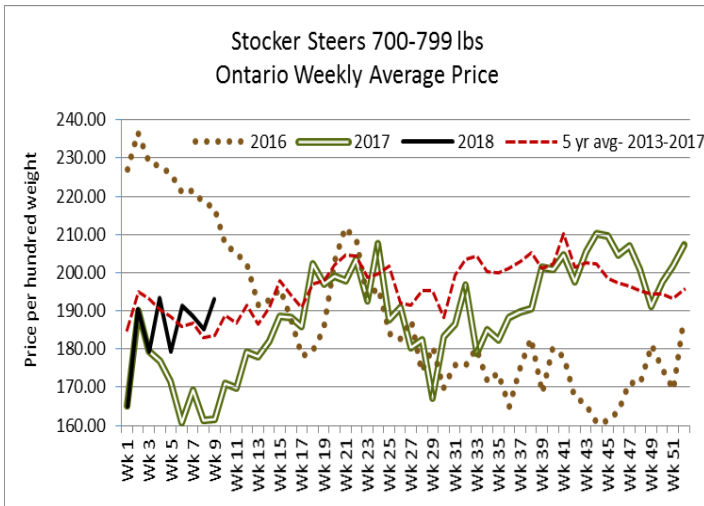
At Aylmer Stockyards Inc.: February 21, 2018 – 42 stockers, 45 Veal, 235 Cows, 1 Bull, 39 Fed Cattle, 85 calves

	Price Range	Average	Top
Cows	45.00-97.99	70.79	114.59
Veal over 600 lbs	95.99-159.00	124.59	159.00

ONTARIO STOCKER & FEDER TRADE

Stocker sale at **Brussels Livestock: February 23, 2018 – 825 Stockers**

Steers	Price Range	Average	Top	Heifers	Price Range	Average	Top
1000+	162.75-189.50	175.33	189.50	900+	147.00-167.50	158.16	175.00
900-999	180.25-193.00	185.75	193.50	800-899	160.00-177.00	170.74	178.00
800-899	183.00-200.50	190.06	200.50	700-799	160.00-182.00	174.00	194.00
700-799	194.00-212.50	205.07	222.50	600-699	179.00-200.00	187.52	211.00
600-699	210.00-241.00	224.96	249.00	500-599	190.00-218.00	202.81	229.00
500-599	205.00-259.00	232.37	259.00	400-499	192.00-215.00	204.00	232.00
400-499	175.00-258.00	219.67	262.00	300-399	180.00-230.00	211.00	230.00
399-	130.00-210.00	172.40	245.00	299-	140.00-180.00	166.67	220.00

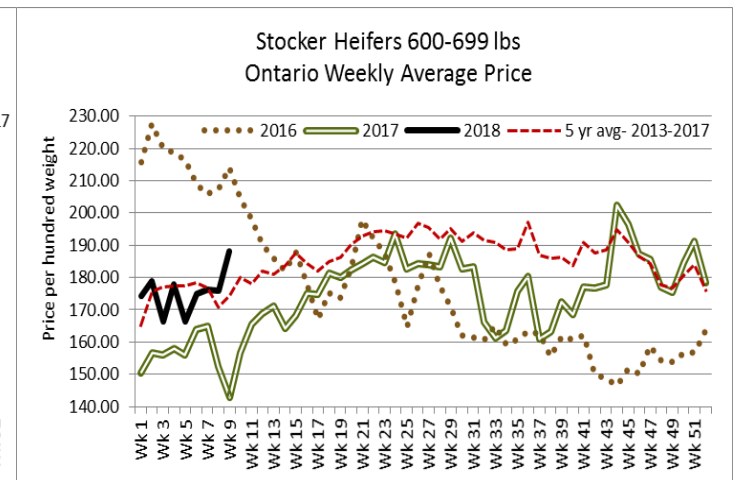
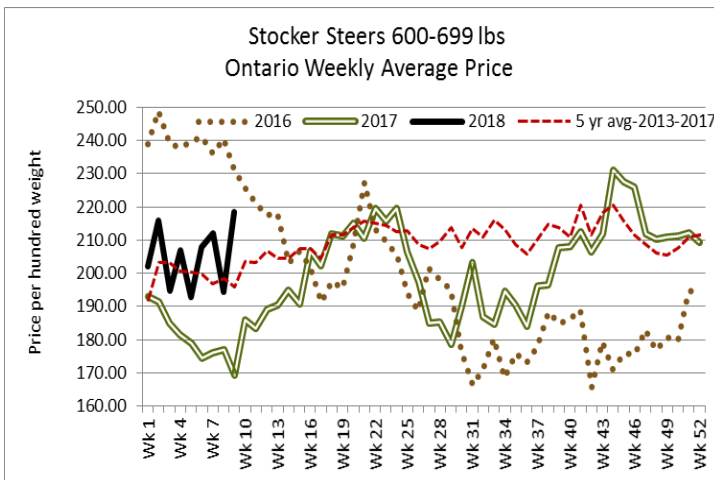


Stocker sale at: Community Livestock Exchange: February 27, 2018 – 88 Stockers

Steers	Price Range	Average	Top	Heifers	Price Range	Average	Top
600-699	162.50-225.99	193.30	225.99	500-599	135.00-210.00	180.89	210.00
500-599	147.50-229.99	206.99	229.99	400-499	132.49-204.00	182.29	204.00
400-499	194.99-250.99	225.89	250.99				

Stocker sale at: Keady Livestock Market: February 27, 2018 – 400 Stockers, 161 Dollar Calves

Steers	Price Range	Average	Top	Heifers	Price Range	Average	Top
1000+	170.00-178.00	174.55	179.00	900	113.00-164.00	146.70	164.00
900-999	166.50-174.50	169.79	174.50	700-799	174.00-179.00	176.88	179.00
800-899	195.50-204.50	200.21	204.50	600-699	191.00-201.00	195.88	208.00
700-799	198.00-215.00	208.80	215.00	500-599	205.00-224.00	216.92	230.00
600-699	222.50-235.00	229.74	235.00	400-499	230.00-236.00	232.40	236.00
500-599	215.00-261.00	240.05	275.00	300-399	182.50-242.50	206.67	242.50
400-499	244.00-255.00	253.17	255.00				



Stocker sale at: Renfrew Pontiac Livestock: February 27, 2018 – 242 Stockers

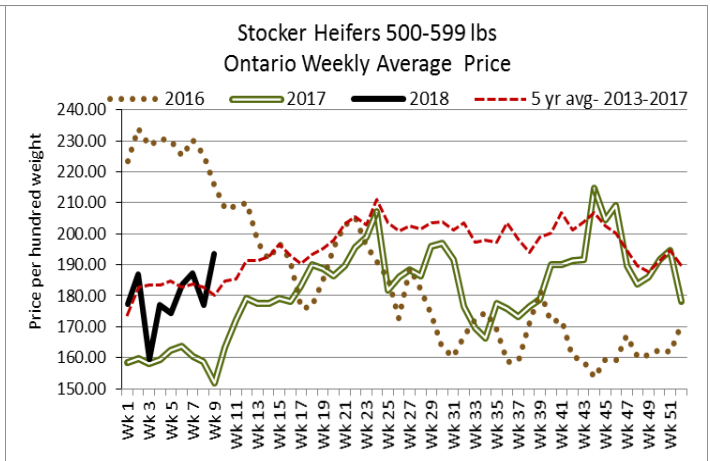
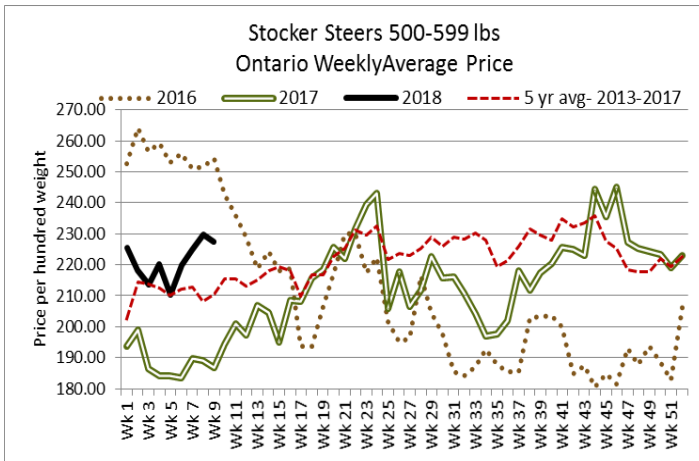
Steers	Price Range	Average	Top	Heifers	Price Range	Average	Top
900-999	180.49-187.00	184.40	187.00	800-899	150.00-171.99	169.70	171.99
800-899	170.99-200.00	187.00	200.00	700-799	162.99-183.49	175.49	183.49
700-799	141.99-220.00	197.10	220.00	600-699	163.99-218.00	204.59	218.00
600-699	175.00-235.00	219.60	235.00	500-599	169.99-222.50	208.70	222.50
500-599	178.00-250.00	216.29	250.00	400-499	175.00-231.00	214.50	231.00
400-499	207.50-237.50	219.60	237.50				
399-	190.99-222.50	213.09	222.50				

Stocker sale at **Ontario Livestock Exchange: February 28, 2018 – 518 Stockers**

Steers	Price Range	Average	Top	Heifers	Price Range	Average	Top
1000+	167.00-181.00	173.31	181.00	900+	151.00-168.00	159.50	168.00
900-999	175.00-194.00	180.54	194.00				
800-899	191.00-200.00	196.20	200.00				
700-799	192.00-193.50	193.17	193.50				

Stocker sale at **Vankleek Hill Livestock Exchange: February 28, 2018 – 187 Stockers**

Steers	Price Range	Average	Top	Heifers	Price Range	Average	Top
800-899	146.00-176.00	162.43	176.00	700-799	154.00-176.00	165.80	176.00
700-799	146.00-206.00	178.56	206.00	600-699	164.00-180.00	166.95	180.00
600-699	178.00-238.00	203.84	238.00	500-599	162.00-209.00	185.14	209.00
500-599	190.00-242.00	218.25	256.00				



Stocker sale at: **Ontario Livestock Exchange, March 1, 2018– 236 Stockers**

Steers	Price Range	Average	Top	Heifers	Price Range	Average	Top
800-899	154.00-182.00	173.50	182.00	600-699	149.00-187.50	178.62	187.50
700-799	140.00-210.00	187.13	210.00	500-599	120.00-190.00	159.72	190.00
600-699	170.00-232.50	215.83	232.50				
500-599	182.00-245.00	219.27	245.00				
400-499	142.50-215.00	161.81	250.00				

Stocker sale at: **Ontario Stockyards Inc. - March 1, 2018– 768 Stockers**

Steers	Price Range	Average	Top	Heifers	Price Range	Average	Top
1000+	120.00-150.00	135.34	157.00	900+	110.00-142.00	132.28	162.50
900-999	50.00-151.00	112.33	151.00	800-899	151.00-163.50	157.67	163.50
800-899	160.00-197.50	185.48	197.50	700-799	165.00-202.00	181.63	202.00
700-799	168.00-208.00	188.55	208.00	600-699	151.00-211.00	188.55	211.00
600-699	192.00-246.00	222.43	246.00	500-599	170.00-222.50	195.36	243.00
500-599	207.50-258.00	238.03	266.00	400-499	185.00-225.00	207.21	237.00
400-499	212.00-270.00	238.55	271.00	300-399	185.00-225.00	207.46	242.00
399-	197.50-270.00	239.62	270.00	299-	135.00-205.00	178.47	205.00

Stocker sale at: **Ottawa Livestock Exchange, March 1, 2018– 106 Stockers**

Steers	Price Range	Average	Top	Heifers	Price Range	Average	Top
700-799	142.00-208.00	184.67	208.00	600-699	160.00-180.00	167.71	180.00
600-699	178.00-220.00	198.55	220.00	500-599	138.00-190.00	175.08	190.00
500-599	170.00-227.00	211.62	230.00				
400-499	160.00-232.00	198.00	232.00				
399	120.00-230.00	209.14	230.00				

QUEBEC ELECTRONIC AUCTION MARKET (F.O.B. THE FEEDLOT)

On Thursday, March 1, 2018	Price 252.00	Change from Last Week -1.00
----------------------------	------------------------	---------------------------------------

ALBERTA DIRECT TRADE

Week Ending Thursday, March 1, 2018

Steers	Live	165.00-167.75	Rail	272.00-276.50 FOB
Heifers	Live	N/T	Rail	273.50-280.00 FOB

U.S. TRADE (U.S. funds)

Week Ending Thursday, March 1, 2018

Choice and Select Steers and Heifers:	Live	125.00-130.00
	Rail	203.00-205.00

LIVE CATTLE EXPORTS-ONTARIO

	Week ending Feb 10, 2018	Week ending Feb 3, 2018	Year to Date
Total live slaughter cattle exported from Ontario to the U.S.	1,827	2,224	12,808
Steers & Heifers	919	1,103	6,008
Cows	813	873	5,337
Bulls	95	248	1,463

CANADIAN BOXED BEEF CUT-OUT VALUES

Week Ending	AAA	AA
February 9, 2018	2.5236	2.4969
February 2, 2018	2.5689	2.5092
January 26, 2018	2.5360	2.4992

U.S. BOXED BEEF CUT-OUT VALUES (U.S. funds)

	Choice 600-900	Select 600-900
Current Five Day Average:	220.35	214.61

USDA ESTIMATED CATTLE PROCESSING VOLUME

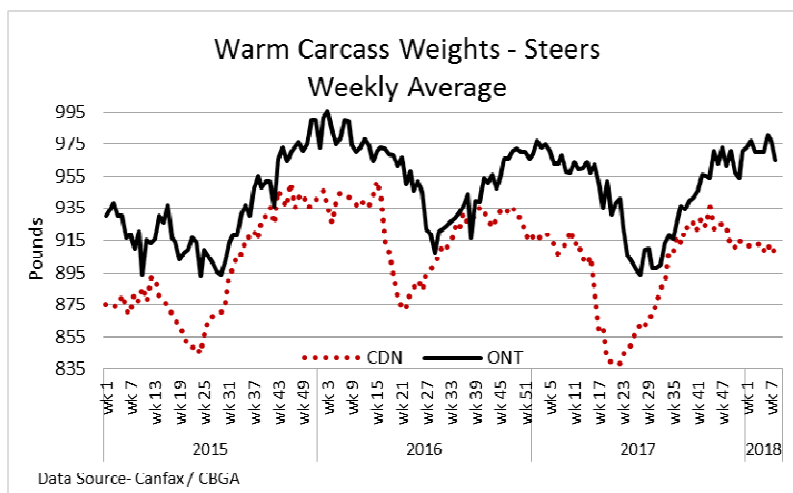
	Week Ending March 3, 2018	Previous Week	Year Ago
Grand Total	608,000	572,000	586,000

FEDERALLY INSPECTED CANADIAN PROCESSING

	Week Ending Feb 24, 2018	# of hd change from week ago	YTD	% Change (Week Ago)	% Change (Year Ago)
Grand Total	45,812	-8,238	403,284	-15%	+6%
Western Slaughter	35,189	-5,737	303,850	-14%	+7%
Eastern Slaughter	10,623	-2,501	99,434	-19%	+3%

AVERAGE CARCASS WEIGHTS – CANADA

	Steers	Heifers
Feb 24, 2018	911	835
Feb 17, 2018	907	841
Feb 25, 2017	911	832



LIVE CATTLE – CANADA

IMPORTS		Import % change from 2016 YTD	EXPORTS		Export % change from 2017 YTD
<i>Jan 1- Dec 31/17</i>			<i>Jan 1-Feb 17/18</i>		
Pure bred	8,835	+101%	Slaughter steers & heifers	32,290	-8%
Non-pure bred	129,504	+386%	Feeder steers & heifers	16,297	+74%
			Cows & Bulls	14,741	-45%

BEEF EXPORTS – CANADA

United States	Change from last year YTD	Mexico	Change from last year YTD
<i>Jan 1 – Dec 31/17</i>		<i>Jan 1 – Dec 31/17</i>	
Total	280,305 tonnes	17,105 tonnes	+6% or +926 tonnes
	+4% or +10,512 tonnes		

BEEF PRODUCTION – CANADA

	Jan 1 – Feb 24/18	Last Year Same Time	% Change
Fed	126,747 tonnes	118,323 tonnes	+7%
Non-fed	29,785 tonnes	28,691 tonnes	+4%

BEEF IMPORTS – CANADA

	Jan 1 – Feb 24/18	Last Year Same Time	% Change
United States	18,866 tonnes	19,840 tonnes	-5%
Non-NAFTA	8,439 tonnes	9,353 tonnes	-10%
EU-28 (beef/veal total)	253 tonnes	246 tonnes	+3%
Total	28,449 tonnes	30,241 tonnes	-6%

CHICAGO MERCANTILE EXCHANGE

Closing quotes on futures today were as follows:

Live Cattle		Feeder Cattle		Corn		Soybeans		Canadian \$	
Apr	122.17 -1.15	Mar	143.67 -1.37	Mar	3.772 -1.4	Mar	10.606 +3.2	Spot	77.54 -0.38
Jun	114.40 -1.10	Apr	145.27 -1.47	May	3.852 -1.0	May	10.710 +3.0	Mar	77.55 -0.42
Aug	112.10 -0.87	May	145.62 -1.47	Jul	3.924 -1.0	Jul	10.792 +2.6	Jun	77.69 -0.42
Oct	114.65 -0.67	Aug	150.77 -0.95	Sep	3.976 -1.0	Aug	10.764 +2.6	Sep	77.81 -0.42
Dec	116.92 -0.70	Sep	151.17 -0.80	Dec	4.042 -0.4	Sep	10.536 +1.0	Dec	77.92 -0.42
Feb	117.55 -0.57	Oct	150.90 -0.82	Mar	1.442 -0.4	Nov	10.372 -0.6	Mar	78.03 -0.41

Beef Farmers of Ontario, 130 Malcolm Road, Guelph, ON N1K 1B1 Phone: (519) 824-0334 Fax: (519) 824-9161 or email: markets@ontariobeef.com

ONTARIO STOCKER & FEEDER TRADE UPCOMING SPECIAL SALES

Date	Time	Location	Kind
Mar 6	11:00 am	Ontario Stockyards Inc	Special Spring All Vaccinated Stocker Sale
Mar 9	5:00 pm	Keady Livestock Marke	Special Bred Cow & Heifer Sale
Mar 14	7:00 pm	Brussels Livestock	Bred Cow Sale
Mar 16	11:00 am	Community Livestock Exchange	Quinte Cattlemen's Stocker Sale
Mar 17	2:00 pm	Maple Hill Auctions Ltd	Rollin Acres/Patton/Whiskey Hollow Charolais Bull Sale
Mar 24	11:00 am	Denfield Livestock Exchange	Spring Stockers & Bred Cows & Cow/Calf Pairs
Mar 27	11:00 am	Ontario Stockyards Inc	Special Spring All Vaccinated Stocker Sale
Mar 28	2:00 pm	Vankleek Hill Livestock Exchange	Stocker Sale
Mar 31	1:00 pm	Maple Hill Auctions Ltd	Mid-Western Angus & Simmental Bull Sale

Comments for the week ending March 1, 2018

There were 412 fed steers and heifers sold through auction markets this week up 71 head from last week, but 35 less than this time last year. Fed steers sold from \$137.74-\$153.38 with a weekly weighted average price of \$147.57, down \$1.79 from last week and \$1.11 stronger than year ago prices, on average. Fed heifers sold from \$130.36-\$157.64 averaging \$144.66 down \$3.83 from last week and \$3.30 below last year at this time. Auction markets reported trade as active with prices steady to barely steady. As the week progressed, trade was fully steady to \$1.00-\$2.00 cwt higher. Extra fancy cattle continue to bring premiums with steers topping this week's market at \$162.50 while heifers reached \$172.50 cwt.

Ontario rail grade prices held fully steady for the entire week, which was also steady to the end of the previous reporting period, but overall up \$2.00 on average. Steers ranged from \$254.00-\$256.00 dressed with heifers selling from \$253.00-\$255.00. Delivery was reported for March 5th to March 12th. This week's average prices are up \$4.00 from the same time last year.

There were 2,204 cull cows sold through auction markets this week up 288 head from last week and 34 more than the same week last year. Cull cows sold from \$57.13-\$78.85 averaging \$67.36 up \$2.33 from last week, but \$7.19 below year ago prices. This week's average price is the highest since January 4, 2018. Auction markets reported a good demand with prices fully steady to higher, but by week's end the market was slightly softer than the early week higher trade.

There were a few more stocker and feeder cattle sold through auction markets this week, totaling 3,390 head up 1,101 from last week, but 452 less than this time last year. So far this year the volume of stocker and feeder cattle sold at auctions is down 6,737 head from the same time last year, sitting at 25,164 head. Volumes are also 5,531 head lower than the same time in 2016. The largest decline in volumes is noted in weights over 700 lbs, while lighter weights are close to last year in volume. Auction markets reported good quality calves as trading on a strong demand with good buyer interest and prices anywhere from \$2.00-\$10.00 cwt stronger, while the rest sold fully steady. One auction did note that the poorer quality calves did improve by \$10.00 cwt from the previous week. The heavy cattle saw prices decline as the week progressed, with the market starting out fully steady, to steady on Tuesday and softer by Wednesday. All classes ended the week on a steady tone. Actual average prices this week for steers between 400-500 lbs averaged \$18.01 above last week, steers 500-600 lbs were down \$2.44, 600-700 lbs up \$23.95, 700-800 lbs up \$7.92, 800-900 lbs up \$13.00, 900-1000 lbs down \$6.59 and steers over 1000 lbs averaged \$9.89 lower than last week. Heifers from 300-400 lbs were up \$30.91 from last week on average, 400-500 lbs up \$20.14, 500-600 lbs up \$16.73, 600-700 lbs up \$12.04, 700-800 lbs up \$10.96, 800-900 lbs up \$1.82 and heifers over 900 lbs averaged \$2.73 lower than last week, on average.

The Quebec electronic market this week saw fed cattle trade at \$252.00 dressed, down \$1.00 from last week, on average.

Alberta direct trade was active this week, with Canfax reporting: "light volumes of western Canadian fed cattle were sold into the US with prices compared with local sales. Higher prices and stronger basis levels did encourage producers to market cattle. A lot of the cattle that have been carried over for the past couple of weeks were sold this week." Canfax released prices for live steers from \$165.00-\$167.75 averaging \$166.17 with no sales last week to compare to, and no heifer sales reported on a live basis. On the rail steers were reported from \$272.00-\$276.50 dressed (FOB) averaging \$275.32, again with no sales last week to compare to, while heifers traded from \$273.50-\$280.00 dressed (FOB), averaging \$276.99 up \$1.46 from last week. Most sales were from \$275.00-\$278.00 delivered, on a dressed basis.

The US cash cattle trade for the week ending February 23rd, posted by the USDA Mandatory Price Report, listed live sales from \$124.00-\$131.50 with steers averaging \$127.95 down \$1.80 from the previous week on average, while heifers averaged \$128.09 down \$1.58. Dressed deals were noted from \$202.00-\$207.00 dressed with steers averaging \$204.69 down \$0.34 from the previous week, while heifers averaged \$204.62 down \$0.63. This week, light to moderate trade developed on Wednesday with live sales from \$125.00-\$130.00, most at \$126.50 down \$1.50 from last week on average. Dressed deals in the north ranged from \$203.00-\$205.00 with majority from \$204.00-\$205.00 which is steady to slightly lower than last week's weighted average. Some clean up trade in the north on Thursday was reported at \$205.00 dressed, steady to last week. Today the market was quiet with business for the week completed.