



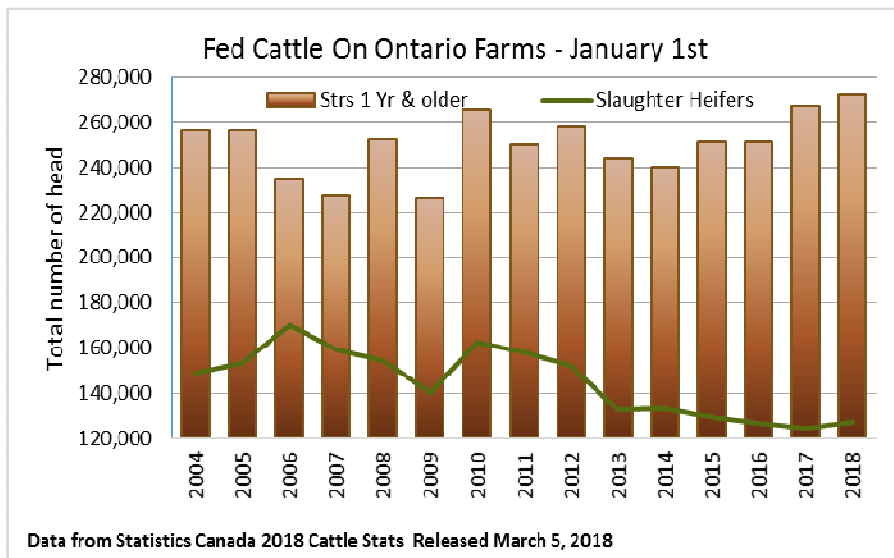
Weekly Market Information Report for the week ending Thursday March 8, 2018

The following information is collected from various sources and disseminated by Beef Farmers of Ontario.

ONTARIO DIRECT TO PACKER RAILGRADE CATTLE TRADE

Prices are on a carcass weight basis before grade and weight discounts. Weekly Range:

A Grade Steers 254.00-256.00
A Grade Heifers 253.00-255.00



ONTARIO LIVE CATTLE TRADE

Ontario auction sales this week saw weighted average price ranges for:

FED CATTLE	Volume	Price Range	Average	Top	Last Week Avg
Large Frame Steers +1250	73	134.10-159.81	148.85	166.00	147.92
Medium Frame Steers +1250	96	145.79-155.76	150.63	158.00	146.28
Large & Medium Frame Steers +1250	169	136.41-156.85	149.14	166.00	147.57
Large Frame Heifers +1000	71	136.28-154.70	147.64	160.00	143.86
Medium Frame Heifers +1000	65	127.34-150.83	141.84	159.00	142.09
Large & Medium Frame Heifers +1000	136	127.71-152.70	143.97	160.00	144.66
Cows - All Weights	2,026	59.23-79.45	68.79	124.00	67.36
Bulls - All Weights	93	81.79-104.77	94.08	220.00	94.47

STOCKERS - Large and Medium Frame

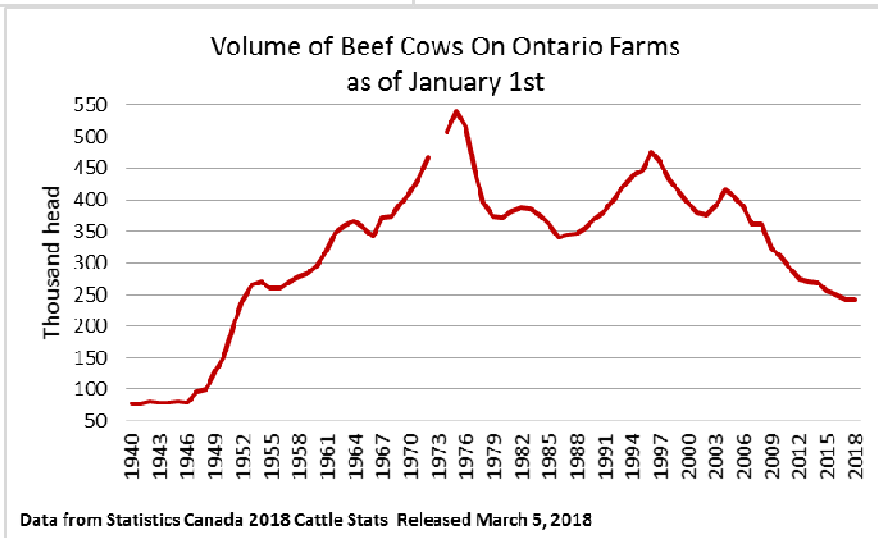
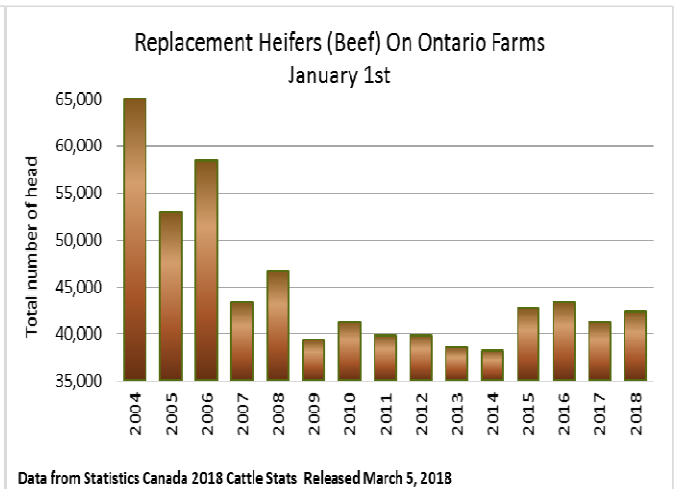
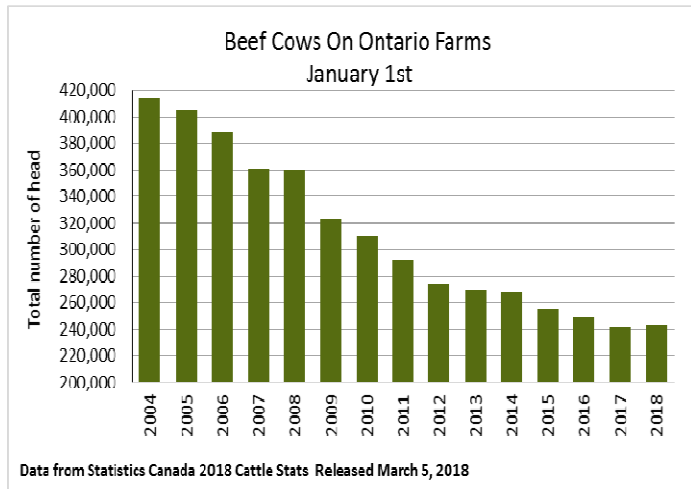
STEERS	Volume	Price Range	Average	Top	Last Week Avg
1000+	553	160.25-178.63	170.58	182.00	170.24
900-999	376	171.15-185.38	179.77	196.00	178.69
800-899	444	182.77-197.43	190.52	205.75	191.44
700-799	367	179.52-219.22	203.47	229.00	193.05
600-699	414	193.80-244.52	224.05	257.00	218.35
500-599	299	204.97-254.13	230.23	270.00	227.28
400-499	123	213.39-256.67	240.50	288.00	221.30
-399	49	178.88-252.79	219.38	272.00	192.93

STOCKERS - Large and Medium Frame

HEIFERS	Volume	Price Range	Average	Top	Last Week Avg
+900	315	142.01-164.10	155.33	180.00	152.61
800-899	204	150.64-170.63	163.52	182.25	165.81
700-799	264	163.92-186.61	176.42	206.00	171.87
600-699	338	164.91-201.26	186.15	218.00	187.96
500-599	363	178.76-222.01	205.12	237.00	193.63
400-499	118	175.26-212.85	194.83	245.00	197.32
300-399	42	180.28-210.74	194.75	236.00	200.56
-299	13	156.08-179.15	169.65	290.00	178.61

At **Kawartha Lakes Community Sale Barn, March 3, 2018** – 139 cows, 2 bulls, 47 veal, 36 stockers, 5 Fed cattle

	Price Range	Avg.	Top
Cows	58.00-77.00	65.84	115.00
Veal 600 lbs +	106.00-120.00	113.35	120.00
Veal 126 -300 lbs	85.00-115.00	88.18	115.00



Denfield Livestock Exchange Inc., March 6, 2018- 257 Fed Cattle, 40 Veal, 2 Bulls, 62 Cows & 94 Drop Calves

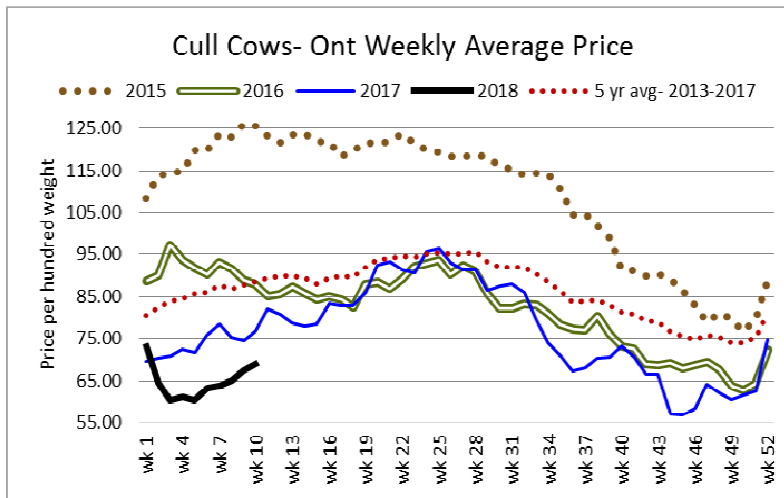
	Price Range	Top		Price Range	Top
Choice steers	150.00-155.00	174.00	Good beef cows	75.00-85.00	116.00
Good steers	145.00-150.00		Good Holstein cows	70.00-80.00	
Choice heifers	150.00-155.00	158.00	D1 & D2 Cows	60.00-70.00	
Good heifers	145.00-150.00		D3 & D4 Cows	50.00-60.00	
Good Holstein veal	120.00-130.00	135.00	Choice drop calves	\$200.00-\$300.00/hd	
Plain & heavy veal	110.00-120.00		Good drop calves	\$100.00-\$200.00/hd	
Good beef bulls	102.00		Plain & Newborns	\$40.00-\$100.00/hd	
Good Holstein bulls	N/T				

At Renfrew Pontiac Livestock Ltd.: March 6, 2018- 2 Replacement Calves, 38 Cows, 7 Bulls

	Price Range	Top
Replacement Calves	20.00-101.00	
Cows D1 & D2	84.00-89.00	
Cows D3	72.00-83.00	
Cows D4	61.00-73.00	
Bulls	87.00-92.00	105.00

At Aylmer Stockyards Inc.: March 7, 2018 - 9 stockers, 33 Veal, 179 Cows, 1 Bull, 18 Fed Cattle, 101 calves

	Price Range	Average	Top
Cows	44.50-96.99	70.69	100.00
Veal over 600 lbs	110.00-151.00	124.59	151.00



ONTARIO STOCKER & FEEDER TRADE

Stocker sale at Brussels Livestock: March 2, 2018 - 1,098 Stockers

Steers	Price Range	Average	Top	Heifers	Price Range	Average	Top
1000+	159.00-178.50	169.91	178.50	900+	146.50-167.75	159.88	168.50
900-999	169.50-184.50	179.06	185.00	800-899	131.00-170.00	156.31	179.00
800-899	173.00-192.00	182.23	197.00	700-799	171.00-189.00	177.93	189.00
700-799	177.00-216.00	206.22	216.00	600-699	165.00-192.00	179.34	205.00
600-699	191.00-253.00	225.28	253.00	500-599	190.00-237.00	211.22	237.00
500-599	226.00-265.00	243.15	265.00	400-499	180.00-220.00	200.54	245.00
400-499	245.00-265.00	260.21	265.00	300-399	220.00-225.00	222.22	225.00
399-	182.00-270.00	231.71	272.00				

Stocker sale at: **Community Livestock Exchange: March 6, 2018 – 145** Stockers

Steers	Price Range	Average	Top	Heifers	Price Range	Average	Top
700-799	107.49-202.99	167.79	202.99	600-699	152.49-204.00	183.80	204.00
600-699	133.00-233.00	195.70	233.00	500-599	169.99-210.00	197.90	210.00
500-599	130.00-237.99	176.40	252.99	400-499	152.49-210.99	181.40	210.99
400-499	177.49-252.49	219.49	252.49				

Stocker sale at: **Keady Livestock Market: March 6, 2018 – 409** Stockers

Steers	Price Range	Average	Top	Heifers	Price Range	Average	Top
1000+	169.00-172.00	170.69	172.00	700-799	162.00-168.00	166.12	168.00
900-999	183.50-187.50	185.51	187.50	600-699	158.00-178.00	171.76	178.00
800-899	182.00-187.50	185.02	190.00	500-599	201.00-210.00	206.22	219.00
700-799	170.00-209.00	192.00	210.00	400-499	195.00-221.00	208.10	230.00
600-699	210.00-237.00	227.34	237.00	300-399	212.50-236.00	221.70	236.00
500-599	231.00-270.00	250.85	270.00				
400-499	240.00-288.00	262.64	288.00				
399-	252.50-261.00	258.10	261.00				

Stocker sale at: **Renfrew Pontiac Livestock: March 6, 2018 – 345** Stockers

Steers	Price Range	Average	Top	Heifers	Price Range	Average	Top
900-999	117.50-166.50	156.00	163.50	600-699	126.00-216.00	185.69	216.00
800-899	171.99-202.49	191.99	202.49	500-599	130.00-220.99	196.10	220.99
700-799	125.00-227.00	203.39	227.00	400-499	167.50-212.50	184.20	215.50
600-699	175.00-241.00	219.30	241.00	300-399	144.99-217.49	177.49	217.49
500-599	150.00-252.00	231.59	252.00				
400-499	147.50-239.99	218.59	239.99				
399-	177.49-229.99	204.19	229.99				

Stocker sale at **Ontario Livestock Exchange: March 7, 2018 – 543** Stockers

Steers	Price Range	Average	Top	Heifers	Price Range	Average	Top
1000+	164.00-182.00	174.73	182.00	900+	171.50		
900-999	167.00-189.00	179.03	189.00				
800-899	175.00-185.50	181.56	185.50				
700-799	191.00-198.00	196.25	198.00				
600-699	190.00-225.00	207.50	225.00				

Stocker sale at: **Ontario Livestock Exchange, March 8, 2018– 321** Stockers

Steers	Price Range	Average	Top	Heifers	Price Range	Average	Top
1000+	166.00-170.00	166.50	170.00	900+	90.00-116.00	102.38	125.00
900-999	160.00-170.00	166.83	170.00	800-899	102.50-128.00	119.14	154.00
800-899	148.00-193.00	168.33	193.00	700-799	132.50-162.00	152.25	177.50
700-799	175.00-214.00	196.36	214.00	600-699	172.00-187.00	180.10	187.00
600-699	176.00-235.00	217.73	239.00	500-599	157.50-195.00	182.19	195.00
500-599	155.00-239.00	183.00	239.00	400-499	127.50-170.00	153.57	207.50

Stocker sale at: **Ontario Stockyards Inc. - March 8, 2018– 385** Stockers

Steers	Price Range	Average	Top	Heifers	Price Range	Average	Top
1000+	110.00-162.00	131.15	162.00	900+	80.00-142.00	115.75	152.00
900-999	149.00-160.00	154.40	160.00	800-899	162.00-171.00	167.91	171.00
800-899	172.00-192.00	182.71	192.00	700-799	160.00-185.00	171.57	185.00
700-799	170.00-217.00	194.54	217.00	600-699	175.00-218.00	198.04	218.00
600-699	200.00-257.00	234.16	257.00	500-599	201.00-227.00	215.83	227.00
500-599	204.00-250.00	225.19	259.00	400-499	191.00-223.00	211.21	238.00
400-499	232.00-263.00	248.56	267.00	300-399	189.00-202.50	197.80	215.00

Stocker sale at: **Ottawa Livestock Exchange, March 8, 2018**– 106 Stockers

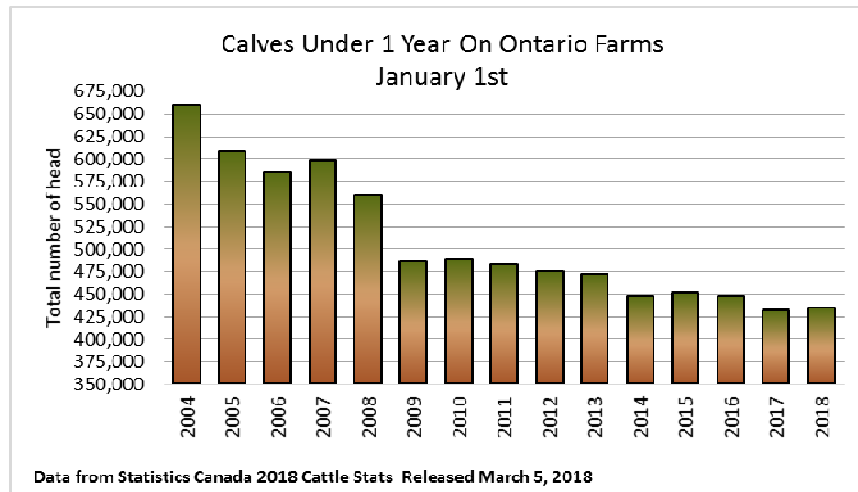
Steers	Price Range	Average	Top	Heifers	Price Range	Average	Top
700-799	176.00-198.00	189.83	198.00	800-899	180.00-9 hd	180.00	180.00
600-699	205.00-217.00	208.79	222.00	700-799	180.00-19 hd	180.00	180.00
500-599	226.00-235.00	227.80	235.00	600-699	147.00-180.00	168.44	180.00
400-499	116.00-212.00	156.00	212.00	500-599	152.00-167.00	160.75	167.00

ONTARIO STOCKER & FEEDER TRADE SPECIAL SPRING SALES

Stocker sale at: **Ontario Stockyards Inc. - March 6, 2018**– 1,012 Stockers

Steers	Price Range	Average	Top	Heifers	Price Range	Average	Top
900-999	184.00-189.00	187.34	196.00	900+	143.00-171.25	160.15	171.25
800-899	190.00-202.25	196.53	205.75	800-899	170.50-182.25	177.89	182.25
700-799	207.00-228.00	215.60	229.00	700-799	174.00-193.50	184.96	193.50
600-699	231.00-254.50	241.19	254.50	600-699	184.00-209.00	197.35	209.00
500-599	230.00-259.00	248.17	259.00	500-599	202.00-217.00	210.73	220.00

A good quality offering of vaccinated cattle sold actively at fully steady to strong prices.



QUEBEC ELECTRONIC AUCTION MARKET (F.O.B. THE FEEDLOT)

	Price	Change from Last Week
On Thursday, March 8, 2018	249.00-251.00	-2.44

ALBERTA DIRECT TRADE

Week Ending Thursday, March 8, 2018

Steers	Live	163.50-165.50	Rail FOB	273.75-275.50
Heifers	Live	163.50-165.00	Rail FOB	275.00-275.50

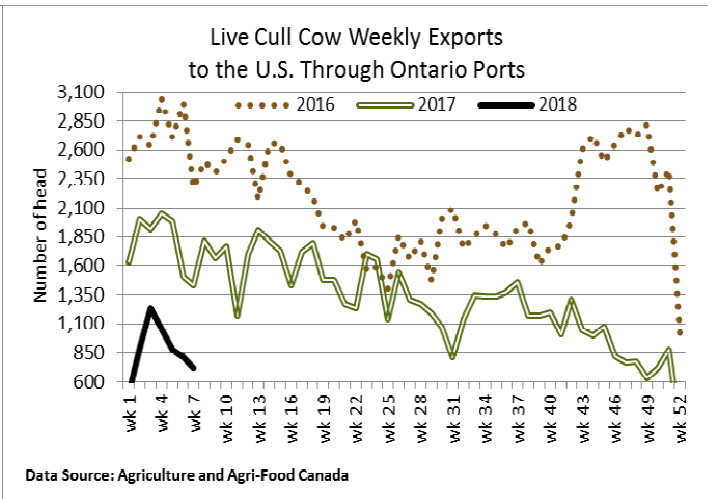
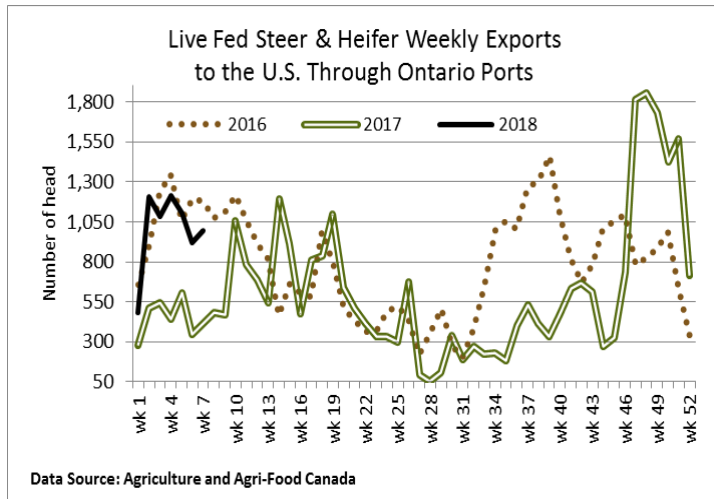
U.S. TRADE (U.S. funds)

Week Ending Thursday, March 8, 2018

Choice and Select Steers and Heifers:	Live	125.00-130.00
	Rail	202.00-205.00

LIVE CATTLE EXPORTS-ONTARIO

	Week ending Feb 17, 2018	Week ending Feb 10, 2018	Year to Date
Total live slaughter cattle exported from Ontario to the U.S.	1,956	1,827	14,764
Steers & Heifers	995	919	7003
Cows	718	813	6,005
Bulls	243	95	1,706



CANADIAN BOXED BEEF CUT-OUT VALUES

Week Ending	AAA	AA
February 16, 2018	2.5689	2.5594
February 9, 2018	2.5236	2.4969
February 2, 2018	2.5689	2.5092

U.S. BOXED BEEF CUT-OUT VALUES (U.S. funds)

	Choice 600-900	Select 600-900
Current Five Day Average:	223.31	215.33

USDA ESTIMATED CATTLE PROCESSING VOLUME

	Week Ending March 3, 2018	Previous Week	Year Ago
Grand Total	597,000	608,000	595,000

FEDERALLY INSPECTED CANADIAN PROCESSING

	Week Ending Mar 3, 2018	# of hd change from week ago	YTD	% Change (Week Ago)	% Change (Year Ago)
Grand Total	57,378	+11,566	460,662	+25%	+6%
Western Slaughter	44,180	+8,991	348,030	+25%	+7%
Eastern Slaughter	13,198	+2,575	112,632	+24%	+2%

AVERAGE CARCASS WEIGHTS – CANADA

	Steers	Heifers
Mar 3, 2018	904	834
Feb 24, 2018	911	835
Mar 4, 2017	913	826

LIVE CATTLE – CANADA

IMPORTS			EXPORTS	
	Import % change from 2016 YTD		Export % change from 2017 YTD	
Jan 1- Dec 31/17			Jan 1-Feb 24/18	
Pure bred	8,835	+101%	Slaughter steers & heifers	35,991 -14%
Non-pure bred	129,504	+386%	Feeder steers & heifers	20,286 +55%
			Cows & Bulls	178,502 -43%

BEEF EXPORTS – CANADA

United States	<i>Change from last year YTD</i>	Mexico	<i>Change from last year YTD</i>
<i>Jan 1 – Dec 31/17</i>		<i>Jan 1 – Dec 31/17</i>	
Total 280,305 tonnes	+4% or +10,512 tonnes	17,105 tonnes	+6% or +926 tonnes

BEEF PRODUCTION – CANADA

	<i>Jan 1 – Mar 3/18</i>	<i>Last Year Same Time</i>	<i>% Change</i>
Fed	145,252 tonnes	136,225 tonnes	+7%
Non-fed	33,613 tonnes	32,159 tonnes	+5%

BEEF IMPORTS – CANADA

	<i>Jan 1 – Mar 3/18</i>	<i>Last Year Same Time</i>	<i>% Change</i>
United States	20,994 tonnes	22,013 tonnes	-5%
Non-NAFTA	10,809 tonnes	10,225 tonnes	+6%
EU-28 (beef/veal total)	281 tonnes	249 tonnes	+13%
Total	33,173 tonnes	33,487 tonnes	-1%

CHICAGO MERCANTILE EXCHANGE

Closing quotes on futures today were as follows:

Live Cattle	Feeder Cattle	Corn	Soybeans	Canadian \$
Apr 123.12 +1.35	Mar 142.52 +0.77	Mar 3.830 -2.6	Mar 10.292 -24.4	Spot 77.92 +0.47
Jun 114.30 +1.02	Apr 143.15 +0.15	May 3.904 -3.0	May 10.392 -24.6	Mar 77.93 +0.47
Aug 111.65 +0.40	May 144.65 +0.20	Jul 3.980 -2.4	Jul 10.482 -24.6	Jun 78.08 +0.47
Oct 114.40 +0.22	Aug 149.75 -0.22	Sep 4.024 -2.4	Aug 10.492 -24.2	Sep 78.21 +0.46
Dec 117.50 +0.15	Sep 150.62 -0.10	Dec 4.072 -3.0	Sep 10.374 -19.6	Dec 78.33 +0.47
Feb 118.40 +0.07	Oct 150.55 -0.02	Mar 4.136 -3.0	Nov 10.300 -15.0	Mar 78.45 +0.47

Beef Farmers of Ontario, 130 Malcolm Road, Guelph, ON N1K 1B1 Phone: (519) 824-0334 Fax: (519) 824-9161 or email: markets@ontariobeef.com

OBCFPP LICENCE CHANGES

Notice of Licence Conditions- Country Dealer

2170494 Ontario Inc., 384126 20th Sideroad, RR #7, Amaranth Township, Amaranth, ON L9W 3Y4

“Please be advised that the Director has removed the suspension and re-imposed conditions on the licence for 2170494 Ontario Inc., operating as Way Livestock. One of the conditions that cattle sellers should be aware of is that 2170494 Ontario Inc. shall not have more than \$30,000 in cattle purchases outstanding at the end of a business day. The Director reserves the right to impose additional conditions as well as take other action in relation to the licence of 2170494 Ontario Inc.”

ONTARIO STOCKER & FEEDER TRADE UPCOMING SPECIAL SALES

Date	Time	Location	Kind
Mar 14	7:00 pm	Brussels Livestock	Bred Cow Sale
Mar 16	11:00 am	Community Livestock Exchange	Quinte Cattlemen’s Stocker Sale
Mar 17	2:00 pm	Maple Hill Auctions Ltd	Rollin Acres/Patton/Whiskey Hollow Charolais Bull Sale
Mar 24	11:00 am	Denfield Livestock Exchange	Spring Stockers & Bred Cows & Cow/Calf Pairs
Mar 27	11:00 am	Ontario Stockyards Inc	Special Spring All Vaccinated Stocker Sale
Mar 28	2:00 pm	Vankleek Hill Livestock Exchange	Stocker Sale
Mar 31	1:00 pm	Maple Hill Auctions Ltd	Mid-Western Angus & Simmental Bull Sale

Comments for the week ending March 8, 2018

305 fed steers and heifers sold through auction markets this week, down 107 head from last week and 134 less than the same time last year. Fed steers traded from \$136.41-\$156.85 averaging \$149.14 up \$1.57 from last week but \$1.04 below year ago prices. Heifers sold from \$127.71-\$152.70 averaging \$143.97 down \$0.69 from last week and \$4.41 lower than year ago prices. Auction market reports started out steady to fully steady and higher in a few spots. As the week progressed, demand was selective with prices steady on the good quality cattle, with all others trading under pressure. By week's end prices were back up \$2.00 cwt from last week. Statistics Canada released the January 1, 2018 Cattle Stats Report this week. Fed steers and heifers on Ontario farms were reported at 399,700 head as of January 1st, which is up 8,400 head from January 1, 2017 and 21,400 more than January 1, 2016. In fact, according to the Stats Can report, the January 2018 fed cattle volume is the largest January volume reported since 2012.

Ontario rail grade prices continued to hold fully steady again this week at \$254.00-\$256.00 dressed for steers and \$253.00-\$255.00 for heifers. Delivery of these cattle were reported for the weeks of March 12th and March 19th. This week's average prices are \$2.50 below last year at this time.

2,026 cull cows sold through auction markets this week down 178 head from last week and only 4 more than last year at this time. Cull cows ranged from \$59.23-\$79.45 averaging \$68.79 up \$1.43 from last week, but \$8.14 below year ago prices. In the last month, the cull cow average price has increased \$8.47 cwt. Auction markets reported trade as active on a good demand with prices from steady to slightly higher, but trade ended the week up \$3.00 cwt. The January 2018 Cattle Stats report, listed the volume of beef cows on Ontario farms at 243,300 head as of January 1, 2018, which is up 1,400 head from January 1, 2017 but 6,100 head less than January 1, 2016. The January 1, 2018 volume was the first January to January increase since 2004. On a larger scale, January 2018 (243,300 head) is the second lowest beef cow volume on Ontario farms since 1952 (at 240,000 head), with only January 2017 coming in below 2018 at 241,900 head.

Larger volumes of 4,282 stocker and feeder cattle sold through auction markets this week up 892 from last week and 636 more than the same time last year. Auction markets reported calves as selling strong on a good demand with prices steady to \$5.00-\$10.00 cwt higher, but as the week progressed the market continued active but at steady to firm prices. Heavier cattle were reported as steady to slightly lower but also ended the week steady to firm. Actual average prices this week for steers 400-500 lbs were up \$19.20 from last week, on average, 500-600 lbs steers up \$2.95, 600-700 lbs up \$5.70, 700-800 lbs up \$10.42, 800-900 lbs down \$0.92, 900-1000 lbs up \$1.08 and steers over 1000 lbs averaged \$0.34 below last week on average. Heifers 300-400 lbs were down \$5.81 from last week, 400-500 lbs down \$2.49, 500-600 lbs up \$11.49, 600-700 lbs down \$1.81, 700-800 lbs up \$4.55, 800-900 lbs down \$2.29 and heifers over 900 lbs were up \$2.72 from last week, on average. The January 1, 2018 volume of calves under 1 year on Ontario farms, released by the Stats Canada 2018 Cattle Stat Report, listed a total of 434,300 head as of January 1, 2018 which is up 2,200 head from January 2017, but 13,400 less than January 1, 2016.

The Quebec electronic market this week saw fed cattle trade from \$249.00-\$251.00 dressed, down \$2.44 from last week, on average.

Alberta direct trade was moderate to active this week with Canfax reporting live steers from \$163.50-\$165.50 averaging \$164.38 down \$1.79 from last week on average, while heifers sold from \$163.50-\$165.00 with no sales last week to compare to. On the rail steers and heifers sold from \$273.75-\$275.50 FOB with steers averaging \$274.59 down \$0.73, while heifers averaged \$275.10 down \$1.89 from last week on average. Prices for delivered cattle were noted from \$276.00-\$277.00 on a dressed basis which is steady to slightly easier than last week. Canfax did report US packer interest was present and that a few of this week's sales will be heading south of the border.

The US cash cattle trade for the week ending March 2nd, posted by the USDA Mandatory Price Report, saw live sales for the week range from \$125.00-\$130.00, with steers averaging \$126.76 down \$1.19 from the previous week, while heifers averaged \$126.46 down \$1.58. On the rail cattle sold anywhere from \$202.00-\$206.00 dressed, with steers averaging \$204.21 down \$0.48 from the week before, while heifers averaged \$204.32 down \$0.30. This week, trade on both Tuesday and Wednesday saw live prices in both the north and the south at \$126.00-\$129.00, mostly \$126.00, which is steady to last week. A light dressed trade developed in the north on Wednesday with prices from \$203.00-\$204.00 dressed, mostly \$203.00, which is steady to \$1.00 lower than last week. Thursday saw prices from \$126.00-\$130.00 live and \$202.00-\$205.00 dressed in the north, which was steady to slightly higher. Overall this week's prices are fully steady to last week.