



Weekly Market Information Report for the week ending Thursday March 15, 2018

The following information is collected from various sources and disseminated by Beef Farmers of Ontario.

ONTARIO DIRECT TO PACKER RAILGRADE CATTLE TRADE

Prices are on a carcass weight basis before grade and weight discounts. Weekly Range:

A Grade Steers	254.00-256.00
A Grade Heifers	253.00-255.00

ONTARIO LIVE CATTLE TRADE

Ontario auction sales this week saw weighted average price ranges for:

FED CATTLE	Volume	Price Range	Average	Top	Last Week Avg
Large Frame Steers +1250	129	146.05-158.10	153.55	170.00	148.85
Medium Frame Steers +1250	114	139.05-155.00	147.59	162.00	150.63
Large & Medium Frame Steers +1250	243	139.54-157.30	151.20	170.00	149.14
Large Frame Heifers +1000	71	143.30-155.02	149.77	163.50	147.64
Medium Frame Heifers +1000	66	130.32-153.19	144.81	157.50	141.84
Large & Medium Frame Heifers +1000	137	135.74-155.26	147.66	163.50	143.97
Cows - All Weights	2,095	59.84-79.95	69.73	110.00	68.79
Bulls - All Weights	100	83.71-109.85	100.59	176.00	94.08

STOCKERS - Large and Medium Frame

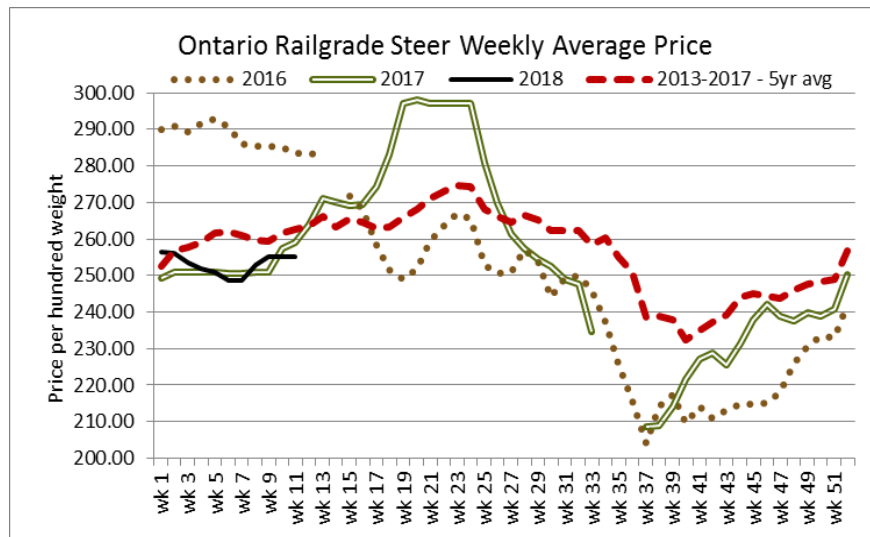
STEERS	Volume	Price Range	Average	Top	Last Week Avg
1000+	393	166.76-180.07	174.67	184.00	170.58
900-999	305	171.15-185.26	178.72	192.00	179.77
800-899	204	168.64-185.83	177.07	199.00	190.52
700-799	228	154.98-196.37	183.07	211.00	203.47
600-699	430	183.67-225.72	210.61	235.99	224.05
500-599	260	181.38-243.60	216.90	278.00	230.23
400-499	203	189.78-250.70	222.36	290.00	240.50
-399	77	161.11-214.51	187.42	290.00	219.38

STOCKERS - Large and Medium Frame

HEIFERS	Volume	Price Range	Average	Top	Last Week Avg
+900	223	141.91-160.82	150.61	184.50	155.33
800-899	130	141.08-165.85	155.44	179.00	163.52
700-799	209	147.78-179.54	168.99	193.00	176.42
600-699	317	156.06-197.30	177.73	215.00	186.15
500-599	263	166.29-206.23	190.29	241.00	205.12
400-499	176	153.54-212.32	185.71	249.00	194.83
300-399	32	161.33-199.02	180.86	238.00	194.75
-299	9	186.39-235.28	208.03	290.00	169.65

At Kawartha Lakes Community Sale Barn, March 10, 2018 – 86 cows, 3 bulls, 37 veal, 41 stockers

	Price Range	Avg.	Top
Cows	55.00-85.00	67.85	104.00
Veal 600 lbs +	121.00-135.00	126.65	135.00
Veal 126 -300 lbs	87.50-162.50	129.00	162.50



Denfield Livestock Exchange Inc., March 13, 2018- 141 Fed Cattle, 39 Veal, 5 Bulls, 77 Cows & 115 Drop Calves

	Price Range	Top		Price Range	Top
Choice steers	150.00-155.00	157.75	Good beef cows	70.00-80.00	
Good steers	145.00-150.00		Good Holstein cows	65.00-75.00	
Choice heifers	150.00-155.00		D1 & D2 Cows	55.00-65.00	
Good heifers	145.00-150.00		D3 & D4 Cows	40.00-50.00	
Good Holstein veal	120.00-130.00	135.00	Choice drop calves	\$200.00-\$275.00/hd	\$325.00/hd
Plain & heavy veal	110.00-120.00		Good drop calves	\$130.00-\$200.00/hd	
Good beef bulls	85.00-95.00	124.00	Plain & Newborns	\$50.00-\$125.00/hd	
Good Holstein bulls	N/T				

At Renfrew Pontiac Livestock Ltd.: March 13, 2018- 5 Replacement Calves, 74 Cows, 6 Bulls

	Price Range	Top
Replacement Calves	30.00-120.00	
Cows D1 & D2	84.00-89.00	101.00
Cows D3	72.00-83.00	
Cows D4	61.00-73.00	
Bulls	87.00-94.00	102.00

At Aylmer Stockyards Inc.: March 14, 2018 - 19 stockers, 33 Veal, 159 Cows, 3 Bulls, 13 Fed Cattle, 138 calves

	Price Range	Average	Top
Cows	45.50-84.99	71.79	84.99
Veal over 600 lbs	93.00-161.00	121.79	161.00

ONTARIO STOCKER & FEEDER TRADE

Stocker sale at Brussels Livestock: March 9, 2018 - 1,184 Stockers

Steers	Price Range	Average	Top	Heifers	Price Range	Average	Top
1000+	150.00-174.00	168.75	179.00	900+	152.00-167.25	157.91	169.00
900-999	167.00-176.25	172.38	176.25	800-899	150.00-163.00	156.31	166.00
800-899	14.00-181.00	172.08	192.00	700-799	152.00-180.25	169.23	184.00
700-799	165.00-19.00	182.00	210.00	600-699	134.00-189.00	160.12	198.00
600-699	195.00-235.00	216.19	235.00	500-599	170.00-200.00	190.35	200.00
500-599	202.00-255.00	228.37	270.00	400-499	160.00-212.00	188.33	212.00
400-499	200.00-264.00	237.26	280.00	300-399	175.00-210.00	190.17	210.00
399-	197.00-245.00	221.08	250.00				

Stocker sale at: **Community Livestock Exchange: March 13, 2018 – 114** Stockers

Steers	Price Range	Average	Top	Heifers	Price Range	Average	Top
700-799	137.00-202.00	164.10	202.00	700-799	138.99-167.99	161.20	167.99
600-699	119.99-235.99	197.79	235.99	600-699	150.00-185.00	159.29	185.00
500-599	157.49-241.99	224.10	241.99	500-599	167.50-241.00	192.10	241.00
400-499	157.49-239.99	206.00	239.99	400-499	160.00-149.00	196.79	249.00

Stocker sale at: **Keady Livestock Market: March 13, 2018 – 259** Stockers

Steers	Price Range	Average	Top	Heifers	Price Range	Average	Top
1000+	164.00-178.50	172.16	184.00	700-799	171.00-185.00	183.25	185.00
900-999	170.00-185.75	183.03	185.75	600-699	194.00-215.00	205.48	215.00
800-899	185.00-194.00	189.94	194.00	500-599	200.00-210.00	205.00	210.00
600-699	195.00-228.00	220.26	228.00	400-499	213.00-223.00	217.80	223.00
500-599	228.00-278.00	252.34	278.00	300-399	200.00-238.00	213.50	238.00
400-499	277.00-290.00	280.90	290.00				

Stocker sale at: **Renfrew Pontiac Livestock: March 13, 2018 – 302** Stockers

Steers	Price Range	Average	Top	Heifers	Price Range	Average	Top
700-799	130.00-209.50	195.50	209.50	700-799	130.00-169.99	161.29	169.99
600-699	169.99-231.99	220.90	231.99	600-699	150.00-192.99	183.09	192.99
500-599	139.99-241.00	211.90	241.00	500-599	168.99-202.49	189.99	202.49
400-499	155.00-250.00	201.20	250.00	400-499	130.00-207.50	165.30	207.50
399-	172.50-185.00	177.09	192.50				

Stocker sale at: **Ontario Livestock Exchange: March 14, 2018 – 497** Stockers

Steers	Price Range	Average	Top	Heifers	Price Range	Average	Top
1000+	172.00-183.00	177.88	183.00	900+	122.00-150.00	139.67	150.00
900-999	181.50-192.00	184.83	192.00				
800-899	183.00-192.00	188.29	192.00				

Stocker sale at: **Ontario Livestock Exchange, March 15, 2018– 300** Stockers

Steers	Price Range	Average	Top	Heifers	Price Range	Average	Top
900-999	149.00-170.50	161.26	170.50	700-799	120.00-171.00	152.04	171.00
800-899	180.00-199.00	186.32	199.00	600-699	126.00-181.00	162.28	181.00
700-799	130.00-180.00	159.85	180.00	500-599	105.00-206.00	173.04	206.00
600-699	184.00-207.50	195.15	207.50	400-499	142.50-207.00	174.55	207.00
500-599	155.00-212.50	177.50	215.00				
400-499	137.50-180.00	154.07	225.00				
399-	82.50-177.50	129.00	177.50				

Stocker sale at: **Ontario Stockyards Inc. - March 15, 2018– 725** Stockers

Steers	Price Range	Average	Top	Heifers	Price Range	Average	Top
900-999	140.00-187.00	176.58	187.00	900+	116.00-165.50	146.13	165.50
800-899	152.00-185.00	169.78	185.00	800-899	125.00-179.00	159.34	179.00
700-799	178.50-211.00	193.12	211.00	700-799	160.00-193.00	180.30	193.00
600-699	192.50-224.00	209.99	231.00	600-699	172.00-209.00	188.32	209.00
500-599	180.00-236.00	205.40	263.50	500-599	170.00-211.00	194.50	215.00
400-499	195.00-248.00	223.06	258.00	400-499	146.00-219.00	189.83	247.00
399-	170.00-225.00	196.34	240.00	300-399	130.00-190.00	164.15	220.00
				299-	172.50-215.00	198.70	215.00

Stocker sale at: **Ottawa Livestock Exchange, March 15, 2018– 61 Stockers**

Steers	Price Range	Average	Top	Heifers	Price Range	Average	Top
600-699	88.00-192.19	173.11	192.19	500-599	150.00-195.38	172.95	195.38
500-599	178.00-223.10	198.03	223.10				

ONTARIO BRED COW SALES

Keady Livestock Market, March 9, 2018- 165 Bred cows, 1 Cow/calf pair

	Exotic and Exotic X	British and British X
Top quality bred cows	\$2300-\$3000	\$2200-\$2450
Avg quality bred cows	N/T	\$2000-\$2200
Top quality cow/calf pairs	N/T	\$2800

A good quality offering of bred cows and heifers sold strong with a wide prospective buyer interest!

Brussels Livestock, March 14, 2018- 95 Bred cows, 10 Cow/calf pairs

	Exotic and Exotic X	British and British X
Avg quality bred cows	N/T	\$1350-\$1750
Avg quality cow/calf pairs	N/T	\$1400-\$2000

A very active sale for the quality on offer.

QUEBEC ELECTRONIC AUCTION MARKET (F.O.B. THE FEEDLOT)

	Price	Change from Last Week
On Thursday, March 15, 2018	250.00-252.00	+1.77

ALBERTA DIRECT TRADE

Week Ending Thursday, March 15, 2018

Steers	Live	165.25	Rail FOB	273.50-276.50
Heifers	Live	165.25	Rail FOB	274.50-276.50

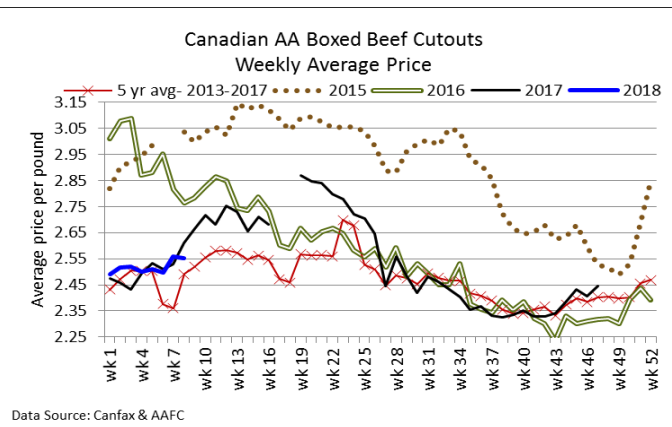
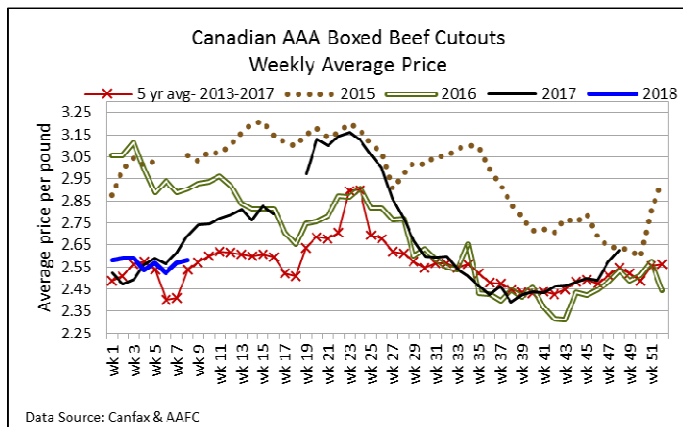
U.S. TRADE (U.S. funds)

Week Ending Thursday, March 15, 2018

Choice and Select Steers and Heifers:	Live	126.00-132.00
	Rail	202.00-208.00

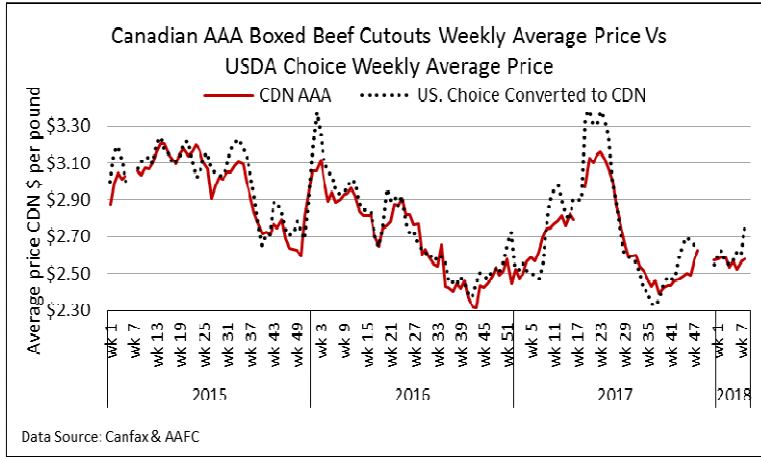
LIVE CATTLE EXPORTS-ONTARIO

	Week ending Feb 24, 2018	Week ending Feb 17, 2018	Year to Date
Total live slaughter cattle exported from Ontario to the U.S.	1,809	1,956	16,573
Steers & Heifers	923	995	7,926
Cows	805	718	6,860
Bulls	81	243	1,787



CANADIAN BOXED BEEF CUT-OUT VALUES

Week Ending	AAA	AA
February 23, 2018	2.5806	2.5516
February 16, 2018	2.5689	2.5594
February 9, 2018	2.5236	2.4969



U.S. BOXED BEEF CUT-OUT VALUES (U.S. funds)

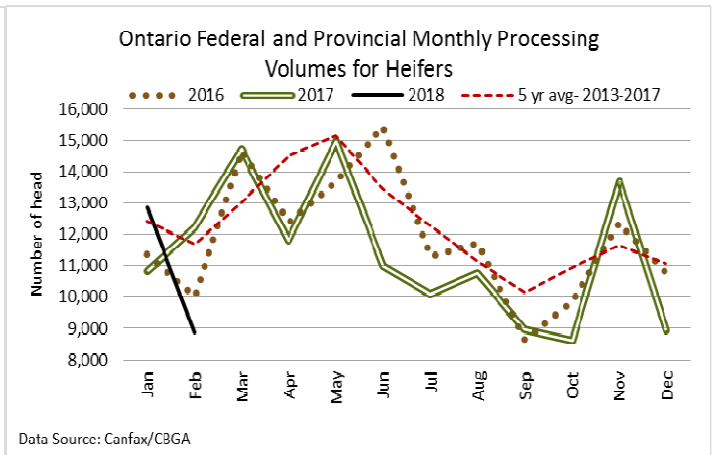
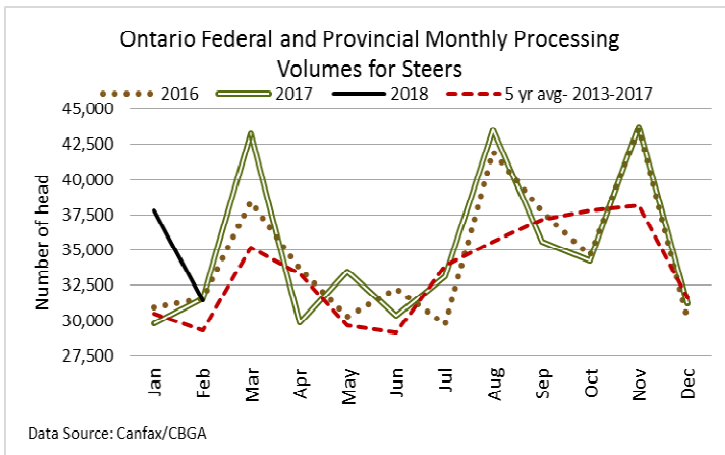
	Choice 600-900	Select 600-900
Current Five Day Average:	224.18	216.97

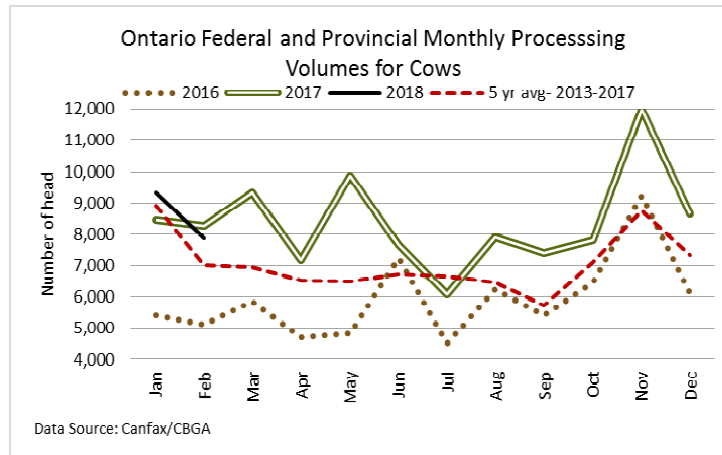
USDA ESTIMATED CATTLE PROCESSING VOLUME

	Week Ending March 17, 2018	Previous Week	Year Ago
Grand Total	595,000	597,000	589,000

FEDERALLY INSPECTED CANADIAN PROCESSING

	Week Ending Mar 10, 2018	# of hd change from week ago	YTD	% Change (Week Ago)	% Change (Year Ago)
Grand Total	54,914	-2,464	515,576	-4%	+6%
Western Slaughter	41,492	-2,688	389,522	-6%	+8%
Eastern Slaughter	13,422	+224	126,054	+2%	+1%





AVERAGE CARCASS WEIGHTS – CANADA

	Steers	Heifers
Mar 10, 2018	917	836
Mar 3, 2018	904	834
Mar 11, 2017	921	840

LIVE CATTLE – CANADA

IMPORTS	<i>Import % change from 2017 YTD</i>	EXPORTS	<i>Export % change from 2017 YTD</i>		
<i>Jan 1- Jan 31/18</i>		<i>Jan 1-Mar 3/18</i>			
Pure bred	887	+186%	Slaughter steers & heifers	40,231	-19%
Non-pure bred	5,676	+11%	Feeder steers & heifers	26,207	+47%
			Cows & Bulls	20,725	-40%

BEEF EXPORTS – CANADA

United States	<i>Change from last year YTD</i>	Mexico	<i>Change from last year YTD</i>	
<i>Jan 1- Jan 31/18</i>		<i>Jan 1- Jan 31/18</i>		
Total	20,796 tonnes	+22% or +3,745 tonnes	1,293 tonnes	+28% or +279 tonnes

BEEF PRODUCTION – CANADA

	<i>Jan 1 – Mar 10/18</i>	<i>Last Year Same Time</i>	% Change
Fed	162,918 tonnes	153,033 tonnes	+6%
Non-fed	37,375 tonnes	35,154 tonnes	+6%

BEEF IMPORTS – CANADA

	<i>Jan 1 – Mar 10/18</i>	<i>Last Year Same Time</i>	% Change
United States	23,137 tonnes	24,231 tonnes	-5%
Non-NAFTA	12,592 tonnes	10,882 tonnes	+16%
EU-28 (beef/veal total)	351 tonnes	286 tonnes	+23%
Total	37,317 tonnes	36,548 tonnes	+2%

CHICAGO MERCANTILE EXCHANGE

Closing quotes on futures today were as follows:

Live Cattle		Feeder Cattle		Corn		Soybeans		Canadian \$	
Apr	121.25 -0.60	Mar	139.97 -0.65	May	3.826 -4.0	May	10.494 +8.6	Spot	76.36 -0.22
Jun	111.75 -0.55	Apr	140.20 -0.62	Jul	3.910 -3.4	Jul	10.602 +9.0	Mar	73.63 -0.22
Aug	109.12 -0.67	May	140.95 -0.65	Sep	3.966 -3.2	Aug	10.612 +8.4	Jun	76.50 -0.23
Oct	111.90 -0.70	Aug	146.25 -0.25	Dec	4.036 -2.4	Sep	10.476 +7.6	Sep	76.65 -0.23
Dec	115.22 -0.40	Sep	147.37 -0.25	Mar	4.104 -2.4	Nov	10.410 +7.4	Dec	76.78 -0.24
Feb	116.60 -0.35	Oct	147.55 -0.12	May	4.146 -2.2	Jan	10.434 +7.4	Mar	76.92 -0.21

ONTARIO STOCKER & FEEDER TRADE UPCOMING SPECIAL SALES

Date	Time	Location	Kind
Mar 17	2:00 pm	Maple Hill Auctions Ltd	Rollin Acres/Patton/Whiskey Hollow Charolais Bull Sale
Mar 24	11:00 am	Denfield Livestock Exchange	Spring Stockers & Bred Cows & Cow/Calf Pairs
Mar 27	11:00 am	Ontario Stockyards Inc	Special Spring All Vaccinated Stocker Sale
Mar 28	2:00 pm	Vankleek Hill Livestock Exchange	Stocker Sale
Mar 31	1:00 pm	Maple Hill Auctions Ltd	Mid-Western Angus & Simmental Bull Sale
Apr 4	10:00 am	Kawartha Lakes Community Sale Barn	Spring Stocker Sale
Apr 7	11:00 am	Denfield Livestock Exchange	Stocker and Bred Cow Sale
Apr 7	1:00 pm	Maple Hill Auctions Ltd	Vancise Hereford & Red Angus Bull Sale
Apr 7	2:00 pm	Keady Livestock Market	Sauders Bull Sale

Comments for the week ending March 15, 2018

There were 380 fed steers and heifers sold through auction markets this week up 75 head from last week and 53 more than the same time last year. Fed steers ranged from \$139.54-\$157.30 averaging \$151.20 up \$2.06 from last week and \$7.11 below year ago prices. Fed heifers traded from \$135.74-\$155.26 averaging \$147.66 up \$3.69 from last week and \$8.64 below year ago prices. Auction markets reported trade early week as active with prices steady to barely steady with quality considered. As the week progressed, trade was active with prices fully steady to \$1.00 cwt higher.

For the third consecutive week, Ontario railgrade prices have traded sideways. Steers sold from \$254.00-\$256.00 dressed while heifers were reported from \$253.00-\$255.00, with delivery the week of March 26th for majority of the sales. This week's average prices are \$4.00 lower than the same time last year.

The Canadian Boxed Beef Report by Kevin Grier this week notes: "Prices were higher here in Canada as the USDA cutout increased by a firm \$4.00 cwt last week. The overall market tone was firm and product was moving. There was seasonal strength on the middles which drove the cutout higher. The middle strength was enough to offset modest seasonal weakness on the ends. Even the ends saw spotty strength on eyes and clods. Export demand on the U.S. chuck deserves some credit which in turn kept product firm here in Canada. Overall, demand in Canada has been good in March and ads have been performing as expected."

2,095 cull cows sold through auction markets this week, up 69 from last week and 272 more than the same time last year. Cull cows sold from \$59.84-\$79.95 averaging \$69.73 up \$0.94 from last week and \$12.32 below year ago prices. Auction markets reported trade early week as strong on a good demand with sales up to \$4.00 cwt higher. As the week progressed, trade was reported as steady to slightly lower, but ended the week selling actively at steady prices, with the good quality cows up \$2.00-\$3.00 cwt.

Lighter receipts of 3,459 stocker and feeder cattle sold through auction markets this week down 823 head from last week and 434 more than last year at this time. Auction markets reported trade as active with calves steady. Yearlings were reported as steady to lower. Fleshier and plainer types were barely steady to lower in all weight categories. Overall, with quality considered, this week's trade was considerably lower on average on all classes, with the exception of heavier steers which traded slightly stronger. Actual average prices this week saw steers 400-500 lbs down \$18.14 from last week on average, 500-600 lbs down \$13.33, 600-700 lbs down \$13.44, 700-800 lbs down \$20.40, 800-900 lbs down \$13.45, 900-1000 lbs down \$1.05 and steers 1000 lbs plus averaged \$4.09 higher than last week on average. All categories of heifers averaged lower than last week with 300-400 lb heifers down \$13.89, 400-500 lbs down \$9.12, 500-600 lbs down \$14.83, 600-700 lbs down \$8.42, 700-800 lbs down \$7.43, 800-900 lbs down \$8.08 and heifers 900 lbs and over averaged \$4.72 below last week's weighted average.

The Quebec electronic market this week saw fed cattle trade from \$250.00-\$252.00 dressed, up \$1.77 from last week, on average.

Alberta direct trade, reported by Canfax, saw live sales at \$165.25 for both steers and heifers this week, up \$0.87 and \$1.00 respectively. Sales on a dressed basis, FOB, were reported from \$273.50-\$276.50 for steers averaging \$275.32 up \$0.73, while heifers traded from \$274.50-\$276.50 averaging \$275.84 up \$0.74. Canfax reported: "trade was sluggish this week but prices did manage to average fully steady with last week. The majority of weekly sales were dressed from \$276.00-\$278.00 delivered. US buying interest was noted yesterday, depending on freight and dressing percentage US bids were working back to the low to mid 160's on a live basis. US bids were comparable with local sales in other words there was very little price incentive to market cattle into the US."

The US cash cattle trade for the week ending March 9th, posted by the USDA Mandatory Price Report, saw live sales for the week range from \$125.00-\$130.00, with steers averaging \$126.79 up \$0.03 from the previous week, while heifers averaged \$126.60 up \$0.14. On the rail steers and heifers sold from \$200.00-\$208.00 dressed with steers averaging \$203.88 down \$0.33, while heifers averaged \$204.20 down \$0.12. This week, light to moderate trade developed in the south on Tuesday with prices fully steady from \$126.00-\$127.00 live. Business in the north was light Tuesday with prices steady to slightly higher on a live basis from \$126.00-\$128.00, while dressed deals were fully steady from \$202.00-\$205.00, mostly \$204.00. Wednesday saw live sales range from \$126.00-\$132.00 while dressed deals ranged from \$204.00-\$208.00. Thursday saw some light trade with southern sales from \$126.00-\$127.00 live, while trade in the north was from \$205.00-\$207.00 dressed, steady to \$2.00 stronger than last week. This morning, there were a couple of deals in the south at \$127.00 live and \$205.00 dressed in the north, which was fully steady. This afternoon the market was quiet and it appears that this week's trade is completed.