



Weekly Market Information Report for the week ending Thursday March 22, 2018

The following information is collected from various sources and disseminated by Beef Farmers of Ontario.

ONTARIO DIRECT TO PACKER RAILGRADE CATTLE TRADE

Prices are on a carcass weight basis before grade and weight discounts. Weekly Range:

A Grade Steers	254.00-260.00
A Grade Heifers	253.00-259.00

ONTARIO LIVE CATTLE TRADE

Ontario auction sales this week saw weighted average price ranges for:

FED CATTLE	Volume	Price Range	Average	Top	Last Week Avg
Large Frame Steers +1250	139	135.51-156.56	147.99	168.00	153.55
Medium Frame Steers +1250	62	130.99-152.68	144.08	172.00	147.59
Large & Medium Frame Steers +1250	201	134.82-157.10	147.94	172.00	151.20
Large Frame Heifers +1000	98	133.91-154.06	147.03	163.50	149.77
Medium Frame Heifers +1000	64	112.96-150.73	135.34	162.50	144.81
Large & Medium Frame Heifers +1000	162	123.37-152.63	141.78	163.50	147.66
Cows - All Weights	2,190	60.91-80.34	69.89	112.00	69.73
Bulls - All Weights	92	84.04-101.59	93.34	123.00	100.59

STOCKERS - Large and Medium Frame

STEERS	Volume	Price Range	Average	Top	Last Week Avg
1000+	424	157.59-175.59	167.53	178.00	174.67
900-999	357	166.24-184.09	176.40	191.75	178.72
800-899	264	162.23-185.66	178.63	197.50	177.07
700-799	388	170.82-203.49	189.15	228.00	183.07
600-699	489	184.83-240.96	213.66	285.00	210.61
500-599	338	187.26-245.11	219.52	275.00	216.90
400-499	192	174.97-246.57	222.34	295.00	222.36
-399	68	158.06-233.04	199.88	330.00	187.42

STOCKERS - Large and Medium Frame

HEIFERS	Volume	Price Range	Average	Top	Last Week Avg
+900	195	135.70-160.70	150.63	171.00	150.61
800-899	283	148.98-172.98	161.55	186.69	155.44
700-799	245	142.48-182.25	162.46	212.00	168.99
600-699	308	148.08-199.95	179.79	220.99	177.73
500-599	326	162.84-207.93	190.77	218.99	190.29
400-499	143	162.14-211.77	191.36	244.00	185.71
300-399	25	176.26-206.40	191.77	242.50	180.86
-299	10	172.50-191.75	180.26	210.00	208.03

At Kawartha Lakes Community Sale Barn, March 17, 2018 – 91 cows, 5 bulls, 53 veal, 33 stockers, 3 fed cattle

	Price Range	Avg.	Top
Cows	62.00-78.50	66.93	80.00
Veal 600 lbs +	90.00-135.00	105.99	135.00
Veal 126 -300 lbs	50.00-197.50	117.68	197.50

Denfield Livestock Exchange Inc., March 20, 2018- 182 Fed Cattle, 18 Veal, 2 Bulls, 111 Cows & 133 Drop Calves

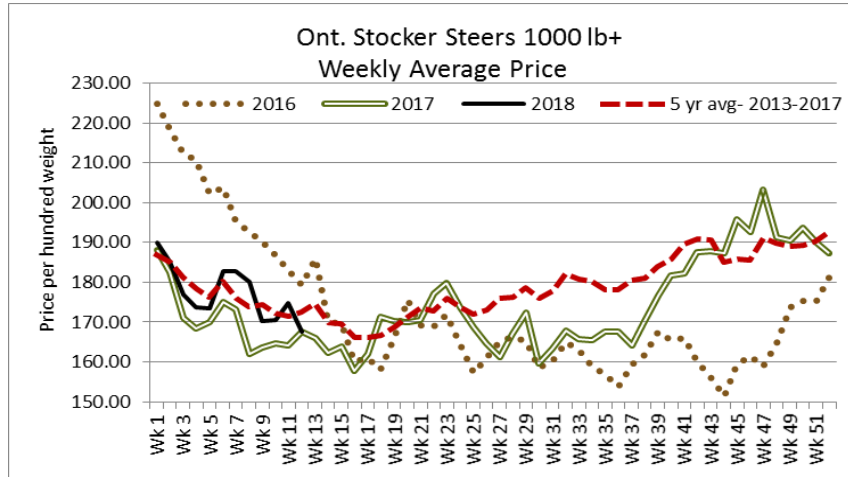
	Price Range	Top		Price Range	Top
Choice steers	155.00-160.00	173.50	Good beef cows	75.00-85.00	97.00
Good steers	150.00-155.00		Good Holstein cows	70.00-80.00	
Choice heifers	155.00-160.00	188.00	D1 & D2 Cows	60.00-70.00	
Good heifers	150.00-155.00		D3 & D4 Cows	50.00-60.00	
Good Holstein veal	120.00-128.00	140.00	Choice drop calves	\$250.00-\$325.00/hd	\$515.00/hd
Plain & heavy veal	100.00-115.00		Good drop calves	\$180.00-\$230.00/hd	
Good beef bulls	90.00-96.50		Plain & Newborns	\$100.00-\$175.00/hd	

At Renfrew Pontiac Livestock Ltd.: March 20, 2018- 10 Replacement Calves, 48 Cows, 5 Bulls

	Price Range	Top
Replacement Calves	50.00-140.00	320.00
Cows D1 & D2	85.00-92.00	101.00
Cows D3	75.00-84.00	
Cows D4	68.00-74.00	
Bulls	87.00-94.00	106.00

At Aylmer Stockyards Inc.: March 21, 2018 - 4 stockers, 39 Veal, 196 Cows, 2 Bulls, 31 Fed Cattle

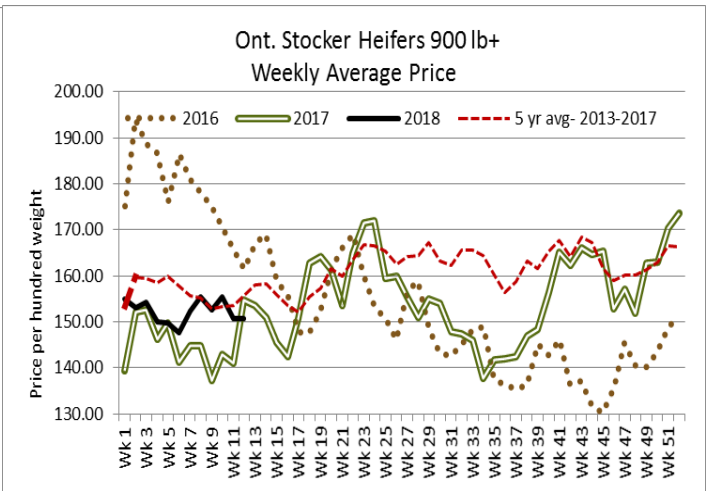
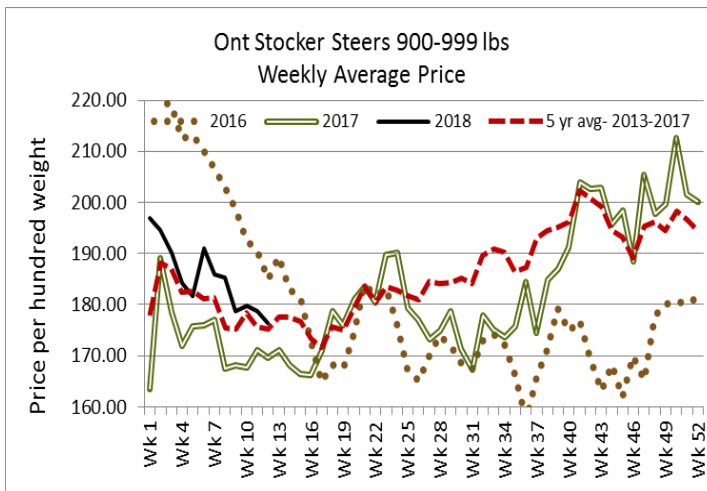
	Price Range	Average	Top
Fed heifers, dairy & dairy cross	65.00-09.00	96.39	109.00
Cows	50.00-90.50	71.99	106.00
Veal over 600 lbs	70.99-132.00	115.19	132.00



ONTARIO STOCKER & FEEDER TRADE

Stocker sale at Brussels Livestock: March 16, 2018 - 1,016 Stockers

Steers	Price Range	Average	Top	Heifers	Price Range	Average	Top
1000+	133.00-164.50	155.98	166.00	900+	138.00-169.50	158.38	171.00
900-999	170.75-191.75	182.46	191.75	800-899	155.50-179.00	166.84	179.00
800-899	172.75-190.00	184.45	190.00	700-799	158.00-180.00	165.32	180.00
700-799	184.50-199.00	193.60	211.00	600-699	155.00-190.00	174.39	190.00
600-699	198.00-227.50	214.25	240.00	500-599	165.00-212.00	191.68	212.00
500-599	170.00-230.00	199.65	247.50	400-499	190.00-215.00	203.00	215.00
400-499	180.00-225.00	204.93	265.00	300-399	190.00-215.00	209.00	215.00
399-	120.00-187.00	173.70	260.00				

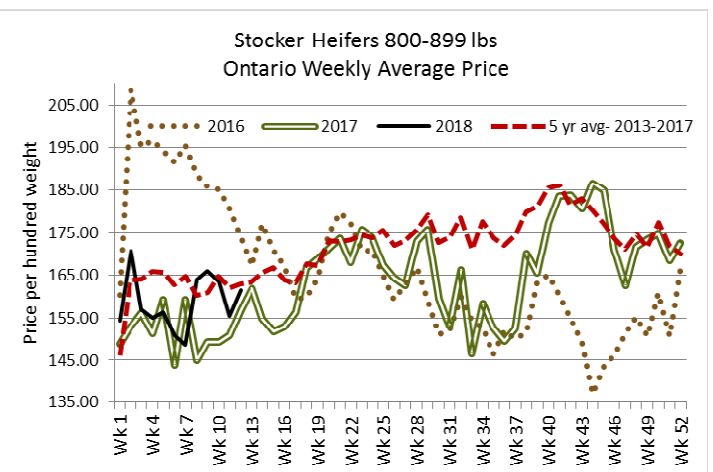
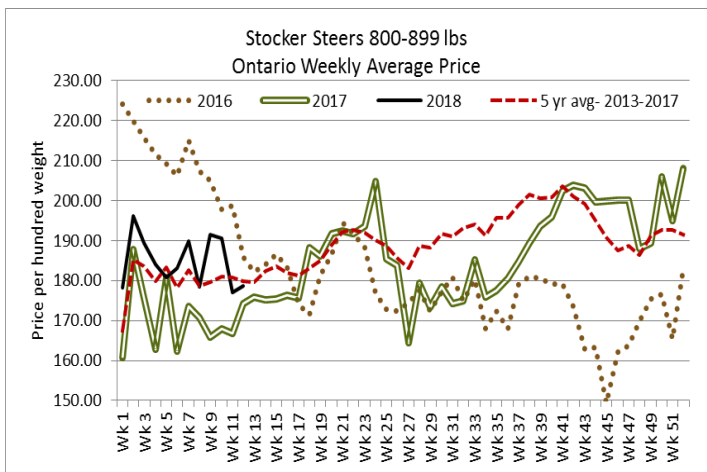


Stocker sale at: **Community Livestock Exchange: March 20, 2018 – 123 Stockers**

Steers	Price Range	Average	Top	Heifers	Price Range	Average	Top
600-699	135.00-233.00	197.99	233.00	500-599	139.99-212.99	189.39	212.99
500-599	164.99-245.00	217.30	245.00	400-499	130.00-210.00	187.09	210.00
400-499	180.00-247.50	222.69	247.50				

Stocker sale at: **Keady Livestock Market: March 20, 2018 – 233 Stockers**

Steers	Price Range	Average	Top	Heifers	Price Range	Average	Top
700-799	186.00-196.00	189.33	208.00	700-799	161.00-170.00	163.20	170.00
600-699	221.00-239.00	226.92	253.00	600-699	160.00-181.00	171.94	203.00
500-599	226.00-266.00	243.07	275.00	500-599	177.50-199.00	186.45	200.00
400-499	155.00-295.00	250.10	295.00	400-499	175.00-203.00	195.73	235.00



Stocker sale at: **Renfrew Pontiac Livestock Ltd.: March 20, 2018 – 240 Stockers**

Steers	Price Range	Heifers	Price Range
900-999	178.00-184.00	800-899	170.00-176.00
800-899	184.00-189.00	700-799	177.00-185.00
700-799	190.00-211.00	600-699	186.00-213.00
600-699	211.00-230.00	500-599	205.0-215.00
500-599	222.00-257.00	400-499	210.00-220.00
400-499	230.00-250.00	300-399	210.00-225.00
399-	220.00-240.00	299-	N/T

Stocker sale at **Ontario Livestock Exchange: March 21, 2018 – 531** Stockers

Steers	Price Range	Average	Top	Heifers	Price Range	Average	Top
1000+	164.00-178.00	170.99	178.00	900+			
900-999	172.00-179.00	176.68	179.00				
800-899	170.00-190.00	186.00	190.00				

Stocker sale at: **Ontario Livestock Exchange, March 22, 2018– 224** Stockers

Steers	Price Range	Average	Top	Heifers	Price Range	Average	Top
900-999	135.00-174.00	156.22	174.00	900+	141.00-164.00	157.11	164.00
800-899	149.00-187.00	177.92	187.00	800-899	70.00-145.00	113.25	145.00
700-799	159.00-192.50	182.50	192.50	700-799	102.50-147.00	129.06	147.00
600-699	169.00-206.00	175.72	206.00	600-699	120.00-140.00	130.79	162.50
500-599	128.00-231.00	18.94	231.00	500-599	95.00-190.00	159.04	190.00

Stocker sale at: **Ontario Stockyards Inc. - March 22, 2018– 691** Stockers

Steers	Price Range	Average	Top	Heifers	Price Range	Average	Top
1000+	110.00-174.00	148.30	174.50	900+	142.00-155.50	149.23	155.50
900-999	110.00-176.00	152.10	176.00	800-899	167.00-169.50	168.13	169.50
800-899	150.00-176.00	165.60	197.50	700-799	159.00-177.50	169.31	186.00
700-799	189.00-210.50	196.39	210.50	600-699	170.00-198.00	183.07	200.00
600-699	196.00-235.00	217.59	235.00	500-599	182.50-210.00	195.81	210.00
500-599	195.00-233.00	213.16	248.00	400-499	174.00-217.00	192.83	227.50
400-499	18000-229.000	210.58	240.00	300-399	175.00-207.50	191.37	242.50
399-	175.00-235.00	208.75	245.00	299-	192.50-200.00	183.59	200.00

Stocker sale at: **Ottawa Livestock Exchange, March 22, 2018– 157** Stockers

Steers	Price Range	Average	Top	Heifers	Price Range	Average	Top
700-799	152.00-193.00	175.56	193.00	700-799	134.00-167.00	152.05	167.00
600-699	104.00-189.00	158.43	209.00	500-599	150.00-183.00	168.33	183.00
500-599	154.00-210.00	187.08	215.00	400-499	156.00-197.00	172.08	197.00
400-499	126.00-223.00	185.43	223.00				

ONTARIO STOCKER & FEEDER TRADE SPECIAL SPRING SALES

Stocker sale at **Community Livestock Exchange, March 16, 2018: 657** stockers - Quinte Cattlemen's Assoc. Stocker Sale

Steers	Price Range	Average	Top	Heifers	Price Range	Average	Top
900-999	178.00-187.50	180.60	187.50	900+	123.99-159.00	135.60	159.00
800-899	161.00-188.99	183.09	188.99	800-899	122.50-186.69	161.69	186.69
700-799	144.99-208.99	192.30	208.99	700-799	112.00-212.00	163.99	212.00
600-699	142.50-250.00	216.99	250.00	600-699	132.49-220.99	188.39	220.99
500-599	192.50-262.99	235.00	262.99	500-599	155.00-218.99	197.99	218.99
400-499	167.50-254.99	236.39	254.99	400-499	139.99-218.00	190.39	218.00
399-	189.99-252.49	232.60	252.49	300-399	164.99-197.50	175.20	197.50

There was a high quality offering with 95% of the cattle being vaccinated. Bidding was generally strong and consistent with most weight categories for both steers and heifers showing a significant advantage over the general Ontario market with exceptional demand shown for fancy light weight calves.

Stocker sale at **Kawartha Lakes Community Sale Barn, March 21, 2018 - 305** stockers

Steers	Price Range	Average	Top	Heifers	Price Range	Average	Top
700-799	167.50-228.00	189.28	228.00	500-599	155.00-202.50	188.83	202.50
600-699	188.00-285.00	207.71	285.00	400-499	162.50-218.00	200.12	218.00
500-599	190.00-249.00	220.71	249.00				
400-499	227.50-275.00	250.62	275.00				
399-	175.00-285.00	244.15	285.00				

Stockers sold on an active trade at steady prices.

QUEBEC ELECTRONIC AUCTION MARKET (F.O.B. THE FEEDLOT)

On Thursday, March 22, 2018

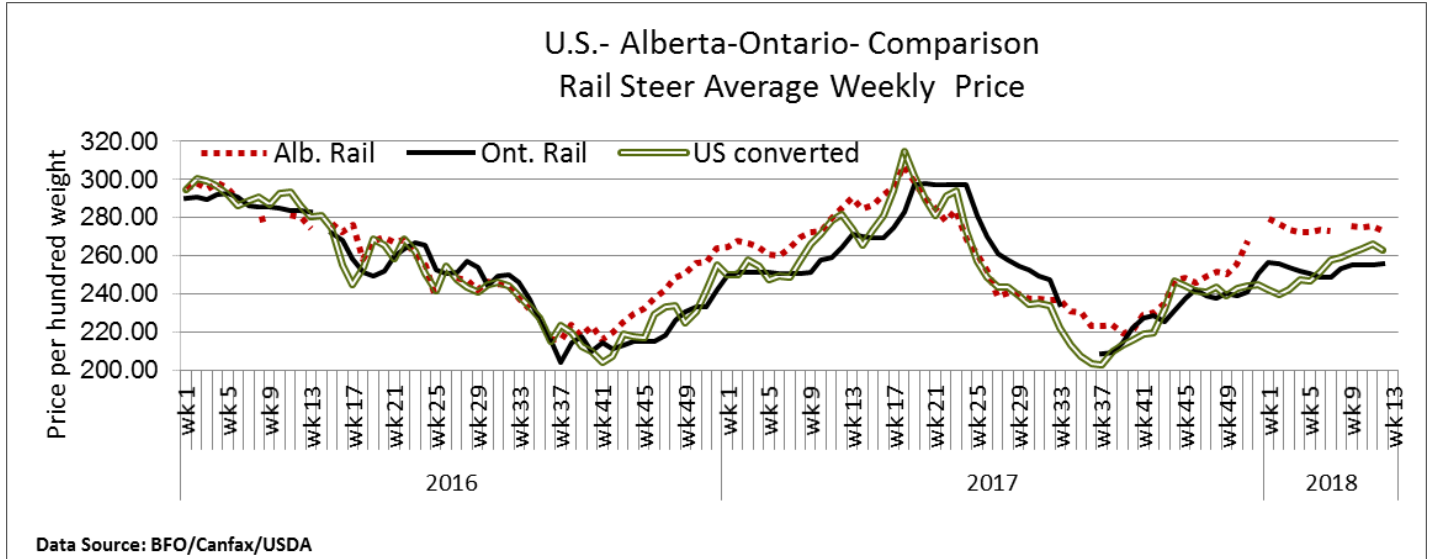
Price
251.00-253.00

Change from Last Week
-0.04

ALBERTA DIRECT TRADE

Week Ending Thursday, March 22, 2018

Steers	Live	161.00-162.50	Rail FOB	272.00-273.50
Heifers	Live	N/T	Rail FOB	272.00-275.00



U.S. TRADE (U.S. funds)

Week Ending Thursday, March 22, 2018

Choice and Select Steers and Heifers:	Live	\$120.50-\$130.00 weekly range
	Rail	\$196.00-\$205.00 weekly range

LIVE CATTLE EXPORTS-ONTARIO

	Week ending Feb 24, 2018	Week ending Feb 17, 2018	Year to Date
Total live slaughter cattle exported from Ontario to the U.S.	1,809	1,956	16,573
Steers & Heifers	923	995	7,926
Cows	805	718	6,860
Bulls	81	243	1,787

CANADIAN BOXED BEEF CUT-OUT VALUES

Week Ending	AAA	AA
February 23, 2018	2.5806	2.5516
February 16, 2018	2.5689	2.5594
February 9, 2018	2.5236	2.4969

U.S. BOXED BEEF CUT-OUT VALUES (U.S. funds)

	Choice 600-900	Select 600-900
Current Five Day Average:	224.68	217.06

USDA ESTIMATED CATTLE PROCESSING VOLUME

	Week Ending March 24, 2018	Previous Week	Year Ago
Grand Total	607,000	595,000	613,000

FEDERALLY INSPECTED CANADIAN PROCESSING

	Week Ending Mar 17, 2018	# of hd change from week ago	YTD	% Change (Week Ago)	% Change (Year Ago)
Grand Total	57,908	+2,994	573,484	+5%	+7%
Western Slaughter	45,601	+4,109	435,123	+10%	+9%
Eastern Slaughter	12,307	-1,115	138,361	-8%	+0%

AVERAGE CARCASS WEIGHTS – CANADA

	Steers	Heifers
Mar 17, 2018	909	834
Mar 10, 2018	917	836
Mar 18, 2017	912	829

LIVE CATTLE – CANADA

IMPORTS		Import % change from 2017 YTD	EXPORTS		Export % change from 2017 YTD
Jan 1- Jan 31/18			Jan 1-Mar 10/18		
Pure bred	887	+186%	Slaughter steers & heifers	46,956	-17%
Non-pure bred	5,676	+11%	Feeder steers & heifers	32,304	+52%
			Cows & Bulls	23,014	-40%

BEEF EXPORTS – CANADA

United States		Change from last year YTD	Mexico	Change from last year YTD
Jan 1- Jan 31/18			Jan 1- Jan 31/18	
Total	20,796 tonnes	+22% or +3,745 tonnes	1,293 tonnes	+28% or +279 tonnes

BEEF PRODUCTION – CANADA

	Jan 1 – Mar 17/18	Last Year Same Time	% Change
Fed	181,783 tonnes	169,863 tonnes	+7%
Non-fed	41,070 tonnes	38,170 tonnes	+8%

BEEF IMPORTS – CANADA

	Jan 1 – Mar 17/18	Last Year Same Time	% Change
United States	25,256 tonnes	26,756 tonnes	-6%
Non-NAFTA	13,817 tonnes	12,103 tonnes	+14%
EU-28 (beef/veal total)	378 tonnes	313 tonnes	+21%
Total	40,840 tonnes	40,445 tonnes	+1%

CHICAGO MERCANTILE EXCHANGE

Closing quotes on futures today were as follows:

Live Cattle		Feeder Cattle		Corn		Soybeans		Canadian \$	
Apr	116.05 -2.10	Mar	135.70 -1.82	May	3.772 +1.2	May	10.282 -1.4	Spot	77.74 +0.33
Jun	106.20 -2.20	Apr	136.10 -1.92	Jul	3.856 +1.4	Jul	10.392 -1.4	Jun	77.86 +0.32
Aug	104.95 -1.42	May	137.30 -1.22	Sep	3.920 +1.4	Aug	10.412 -1.2	Sep	77.98 +0.32
Oct	108.92 -0.97	Aug	142.30 -1.95	Dec	3.992 +1.2	Sep	10.314 +0.4	Dec	78.08 +0.31
Dec	112.72 -0.80	Sep	143.65 -1.90	Mar	4.064 +1.2	Nov	10.264 -0.2	Mar	78.19 +0.30
Feb	114.30 -0.82	Oct	143.87 -1.92	May	4.114 +1.4	Jan	10.300 -0.2	Jun	78.27 +0.29

Beef Farmers of Ontario, 130 Malcolm Road, Guelph, ON N1K 1B1 Phone: (519) 824-0334 Fax: (519) 824-9161 or email: markets@ontariobeef.com

ONTARIO STOCKER & FEEDER TRADE UPCOMING SPECIAL SALES

Date	Time	Location	Kind
Mar 24	11:00 am	Denfield Livestock Exchange	Spring Stockers & Bred Cows & Cow/Calf Pairs
Mar 27	11:00 am	Ontario Stockyards Inc	Special Spring All Vaccinated Stocker Sale
Mar 28	2:00 pm	Vankleek Hill Livestock Exchange	Stocker Sale
Mar 31	1:00 pm	Maple Hill Auctions Ltd	Mid-Western Angus & Simmental Bull Sale
Apr 4	10:00 am	Kawartha Lakes Community Sale Barn	Spring Stocker Sale
Apr 7	11:00 am	Denfield Livestock Exchange	Stocker and Bred Cow Sale
Apr 7	1:00 pm	Maple Hill Auctions Ltd	Vancise Hereford & Red Angus Bull Sale
Apr 7	2:00 pm	Keady Livestock Market	Sauders Bull Sale
Apr 17	11:00 am	Ontario Stockyards Inc	Special Spring All Vaccinated Stocker Sale
Apr 18	10:00 am	Kawartha Lakes Community Sale Barn	Spring Stocker Sale
Apr 21	11:00 am	Denfield Livestock Exchange	Spring Stockers & Bred Cows & Cow/Calf Pairs

Comments for the week ending March 22, 2018

There were 363 fed steers and heifers sold through auction markets this week down 17 head from last week and 200 less than last year at this time. Fed steers sold from \$134.82-\$157.10 averaging \$147.94 down \$3.26 from last week and \$9.59 below year ago prices. Fed heifers ranged from \$123.37-\$152.63 averaging \$141.78 down \$5.88 from last week and \$13.46 lower than year ago prices. Auction markets reported trade as active with prices steady to fully steady, with quality considered. As the week progressed, prices were mostly steady with just the better quality trading stronger. Trade ended the week up \$1.00 cwt. Light receipts and quality of offerings have pushed this week's averages lower.

Ontario railgrade prices continued to trade at even prices until Wednesday when a move higher was reported. Steers started out steady at \$254.00-\$256.00 dressed, but Wednesday saw prices up to \$256.00-\$260.00 dressed. Heifers followed the same trend starting out at \$253.00-\$255.00 dressed, but by Wednesday sales were reported from \$255.00-\$259.00. On average, this week's prices are up \$1.00 from last week and \$8.00 below this time last year.

Steer carcass weights in Ontario, for the week ending March 17th, averaged 973 lbs, fully steady to the previous week and 14 lbs heavier than the same week last year. The year to date average carcass weight for steers is sitting at 971.8 lbs, while last year the YTD average carcass weight for steers was sitting at 966.2 lbs. The Canadian average carcass weight for steers on March 17th was 909 lbs which is 64 lbs lighter than Ontario. Looking back over the past few years, as of March 17th year to date average weights in Ontario, for steer carcasses, were 966.2 lbs in 2017, 981.0 lbs in 2016, 921.6 lbs in 2015, 899.1 lbs in 2014 and 913.6 lbs in 2013.

There were 2,190 cull cows sold through auction markets this week up 95 head from last week and 52 less than the same time last year. Cull cows sold from \$60.94-\$80.34 averaging \$69.89 up \$0.16 from last week and \$10.98 below year ago prices. Auction markets reported a good demand with active trading. Prices started out slightly stronger. As the week progressed trade was \$1.00-\$3.00 higher on the good quality cows. The market ended the week at mostly steady to firm prices, with just the better quality trading stronger.

A few more stocker and feeder cattle came to market this week with 4,055 head sold through auction markets, up 596 from last week but 1,246 less than the same time last year. Auctions reported active trading with prices holding steady, with grass types fully steady. As the week progressed, the heavier cattle were barely steady. The week ended on a selective demand with good quality cattle steady while fleshy and plainer types sold slightly lower. Actual average price this week for steers 400-500 lbs was down \$0.02 from last week, 500-600 lbs up \$2.62, 600-700 lbs up \$3.05, 700-800 lbs up \$6.08, 800-900 lbs up \$1.56, 900-1000 lbs down \$2.32 and steers over 1000 lbs averaged \$7.14 below last week's weighted average prices. Heifers from 300-400 lbs were up \$10.91 from last week, 400-500 lbs up \$5.65, 500-600 lbs up \$0.48, 600-700 lbs up \$2.06, 700-800 lbs down \$6.53, 800-900 lbs up \$6.11 and heifers 900 lbs and over averaged \$0.02 higher last week's weighted average prices.

The Quebec electronic market this week saw fed cattle trade from \$251.00-\$253.00 dressed, down \$0.04 from last week, on average.

Alberta direct trade was light this week with an easier market. Canfax reported live steers from \$161.00-\$162.50 averaging \$161.51 down \$3.74 from last week with no live heifers sold this week. On the rail steers sold from \$272.00-\$273.50 averaging \$273.10 dressed, down \$2.22 from last week while heifers traded from \$272.00-\$275.00 dressed, down \$1.75 on average. Canfax reports that "cattle bought this week will be lifted in two to three weeks."

The US cash cattle trade for the week ending March 16th, continued from Tuesday to Friday, with prices generally steady to \$1.00 higher. Live sales in the south were \$126.00-\$127.00, mostly \$127.00, while live sales in the north ranged were generally \$126.00-\$128.00, most at \$128.00. Dressed deals in the north ranged from \$202.00-\$208.00. Actual average prices for the week, posted by the USDA Mandatory Price Report, saw live steers at \$127.91 up \$1.11 on average from the previous week, while heifers averaged \$127.68 up \$1.08. On the rail steers averaged \$205.47 up \$1.59 from the week before, while heifers averaged \$205.48 up \$1.28. This week, a light to moderate trade surfaced on Tuesday in parts of the south with sales reported from \$122.00-\$130.00 live, averaging around \$126.00 down \$1.00-\$2.00 from last week. A light test in the north was noted from \$200.00-\$205.00 dressed, mostly \$203.00 down \$2.00 from last week. On Wednesday business was light to moderate in the north with sales from \$200.00-\$203.00 dressed, mostly \$203.00 down \$2.00 from last week. Thursday was mostly just clean up deals at prices steady to the week's market at \$124.00-\$126.00 live averaging \$125.00. Dressed deals were from \$200.00-\$202.00, mostly \$202.00, which is \$2.00 lower than early week trade. Business for this week has been completed.