



## Weekly Market Information Report for the week ending Thursday April 5, 2018

The following information is collected from various sources and disseminated by Beef Farmers of Ontario.

### ONTARIO DIRECT TO PACKER RAILGRADE CATTLE TRADE

Prices are on a carcass weight basis before grade and weight discounts. Weekly Range:

<b>A Grade Steers</b>	243.00-248.00
<b>A Grade Heifers</b>	242.00-248.00

### ONTARIO LIVE CATTLE TRADE

Ontario auction sales this week saw weighted average price ranges for:

<b>FED CATTLE</b>	<b>Volume</b>	<b>Price Range</b>	<b>Average</b>	<b>Top</b>	<b>Last Week Avg</b>
Large Frame Steers +1250	116	137.25-151.00	145.65	156.00	141.24
Medium Frame Steers +1250	63	119.51-145.39	137.09	153.00	141.54
Large & Medium Frame Steers +1250	179	130.86-151.27	143.78	156.00	141.88
Large Frame Heifers +1000	121	136.33-147.04	142.10	151.00	147.83
Medium Frame Heifers +1000	96	127.70-146.88	141.14	156.00	137.38
Large & Medium Frame Heifers +1000	217	134.68-147.88	142.35	156.00	144.61
Cows - All Weights	2,018	57.70-75.57	66.96	108.00	69.77
Bulls - All Weights	92	81.32-105.14	91.93	163.10	98.15

### STOCKERS - Large and Medium Frame

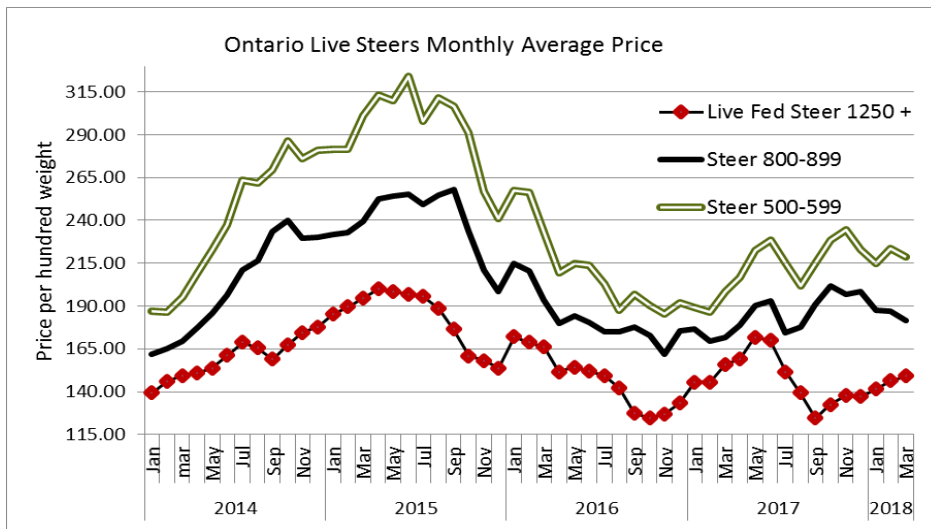
<b>STEERS</b>	<b>Volume</b>	<b>Price Range</b>	<b>Average</b>	<b>Top</b>	<b>Last Week Avg</b>
<b>1000+</b>	634	152.67-165.55	157.66	167.00	161.35
<b>900-999</b>	227	155.35-170.40	164.05	186.00	166.52
<b>800-899</b>	201	161.48-180.71	171.55	188.50	177.41
<b>700-799</b>	286	152.80-192.66	176.40	210.50	193.40
<b>600-699</b>	291	167.64-212.62	195.29	232.00	205.62
<b>500-599</b>	289	172.08-227.49	204.98	265.00	218.27
<b>400-499</b>	141	157.12-235.68	202.96	276.00	217.81
<b>-399</b>	51	150.55-223.37	186.05	247.50	201.28

### STOCKERS - Large and Medium Frame

<b>HEIFERS</b>	<b>Volume</b>	<b>Price Range</b>	<b>Average</b>	<b>Top</b>	<b>Last Week Avg</b>
<b>+900</b>	152	129.65-147.71	139.80	155.00	147.93
<b>800-899</b>	102	123.08-153.75	143.36	159.00	160.08
<b>700-799</b>	145	134.71-158.36	148.34	164.99	164.82
<b>600-699</b>	232	145.49-186.84	166.14	206.00	172.84
<b>500-599</b>	211	158.09-202.90	184.63	213.00	186.42
<b>400-499</b>	140	151.54-206.69	179.12	263.00	190.24
<b>300-399</b>	59	153.22-199.02	174.37	222.50	172.12
<b>-299</b>	7	184.64-186.79	185.86	300.00	220.71

At Kawartha Lakes Community Sale Barn, March 31, 2018 – 55 cows, 5 bulls, 43 veal, 42 stockers

	<b>Price Range</b>	<b>Avg.</b>	<b>Top</b>
<b>Cows</b>	58.00-76.50	64.56	87.00
<b>Veal 600 lbs +</b>	104.00-125.00	111.21	125.00
<b>Veal 126 -300 lbs</b>	142.50-222.50	159.18	222.50

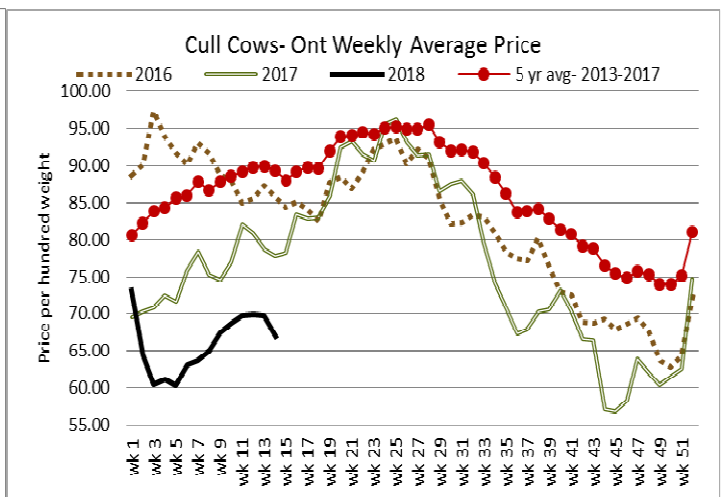
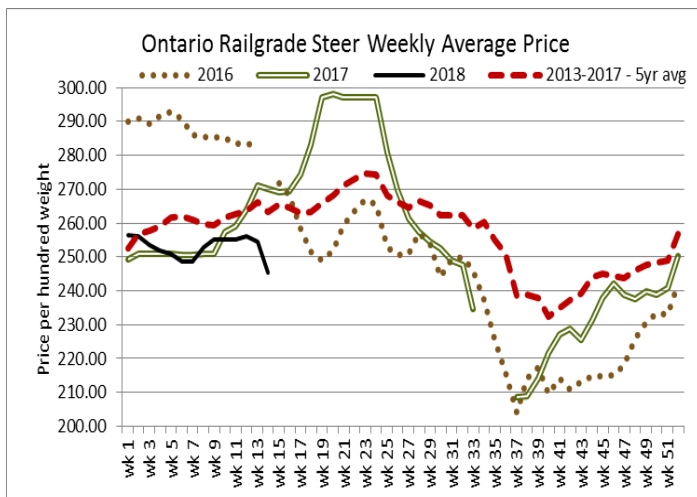


**Denfield Livestock Exchange Inc., April 3, 2018- 297 Fed Cattle, 25 Veal, 3 Bulls, 143 Cows & 124 Drop Calves**

	Price Range	Top		Price Range	Top
Choice steers	150.00-155.00	164.00	Good beef cows	70.00-80.00	
Good steers	145.00-150.00		Good Holstein cows	70.00-80.00	
Choice heifers	150.00-155.00	169.50	D1 & D2 Cows	60.00-70.00	
Good heifers	145.00-150.00		D3 & D4 Cows	50.00-60.00	
Good Holstein veal	120.00-130.00		Choice drop calves	\$250.00-\$350.00/hd	\$540.00/hd
Plain & heavy veal	110.00-120.00		Good drop calves	\$175.00-\$240.00/hd	
Good beef bulls	85.00-95.00		Plain & Newborns	\$75.00-\$150.00/hd	
Good Holstein bulls	75.00				

**At Renfrew Pontiac Livestock Ltd.: April 3, 2018- 6 Replacement Calves, 82 Cows, 10 Bulls**

	Price Range	Top
Replacement Calves	130.00-160.00	310.00
Cows D1 & D2	87.00-94.00	102.00
Cows D3	76.00-86.00	
Cows D4	65.00-75.00	
Bulls	85.00-95.00	113.00



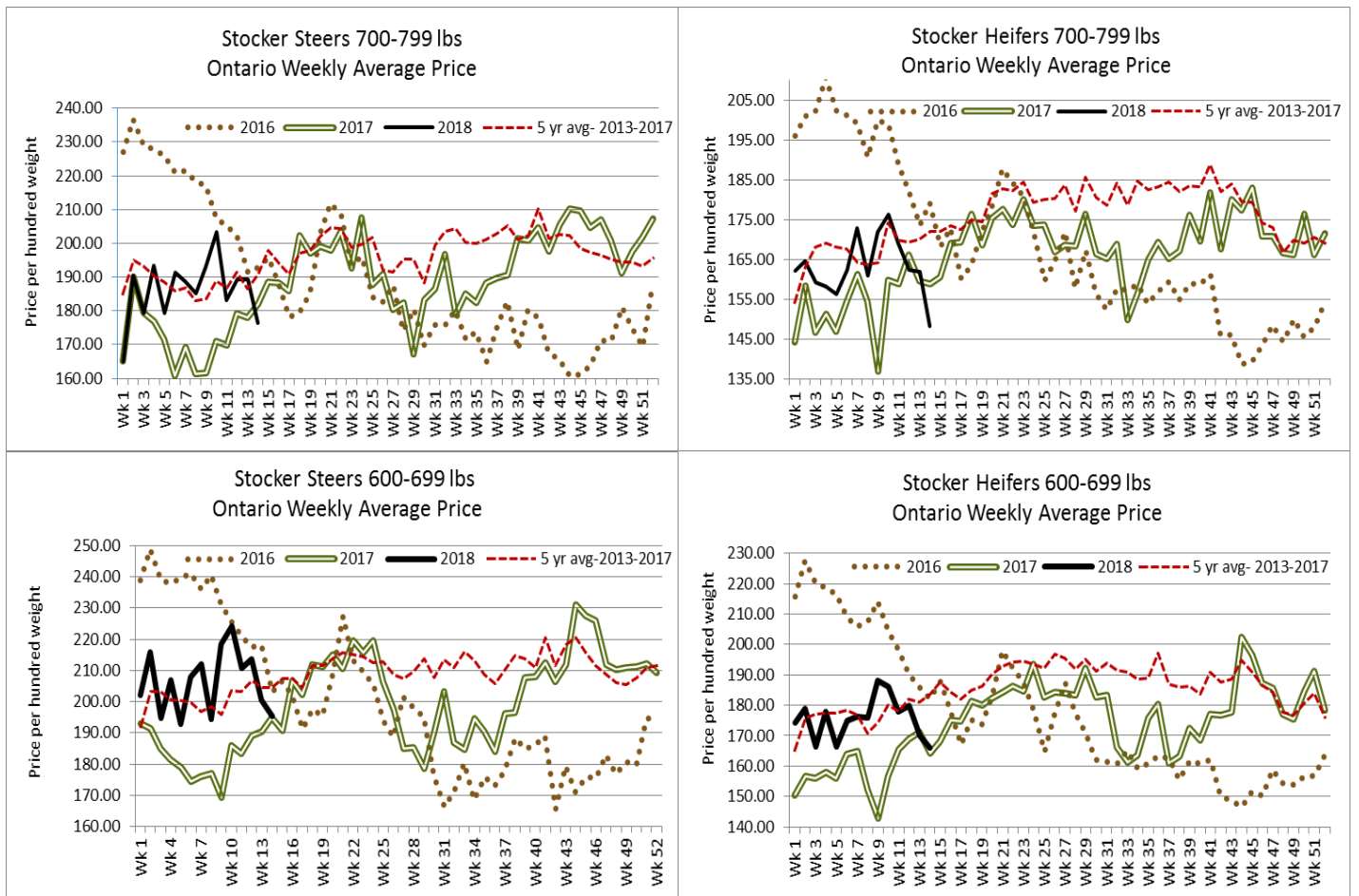
At Aylmer Stockyards Inc.: April 4, 2018 – 6 stockers, 71 Veal, 177 Cows, 5 Bulls, 25 Fed Cattle

	Price Range	Average	Top
Fed heifers, dairy & dairy cross	63.50-107.49	91.90	107.49
Cows	43.49-83.99	70.09	106.00
Veal over 600 lbs	100.49-140.99	120.70	140.99

**ONTARIO STOCKER & FEEDER TRADE**

Stocker sale at: Ontario Livestock Exchange, March 29, 2018– 307 Stockers

Steers	Price Range	Average	Top	Heifers	Price Range	Average	Top
900-999	128.00-166.00	141.25	166.00	600-699	117.50-177.50	145.00	177.50
800-899	112.50-156.00	140.78	156.00	500-599	125.00-170.00	146.35	189.00
700-799	107.50-186.00	157.00	192.50	400-499	130.00-162.50	149.45	180.00
600-699	132.50-222.50	162.68	222.50				
500-599	122.50-220.00	152.72	230.00				
400-499	148.00-241.00	197.80	241.00				



Stocker sale at: Ontario Stockyards Inc. - March 29, 2018– 612 Stockers

Steers	Price Range	Average	Top	Heifers	Price Range	Average	Top
800-899	154.00-171.00	163.17	177.00	900+	95.00-130.00	109.04	140.00
700-799	145.00-194.50	178.81	196.00	800-899	122.00-145.00	134.08	145.00
600-699	179.00-217.00	199.88	234.00	700-799	124.00-159.00	146.73	159.00
500-599	183.00-229.00	206.32	232.00	600-699	145.00-182.50	162.85	195.00
400-499	174.00-220.00	192.37	235.00	500-599	162.50-190.00	178.04	202.50
399-	132.50-180.00	169.05	214.00	400-499	160.00-201.00	180.87	201.00
				300-399	142.50-177.00	164.20	177.00

Stocker sale at: **Ottawa Livestock Exchange, March 29, 2018– 128** Stockers

<b>Steers</b>	<b>Price Range</b>	<b>Average</b>	<b>Top</b>	<b>Heifers</b>	<b>Price Range</b>	<b>Average</b>	<b>Top</b>
<b>700-799</b>	160.00-200.00	193.54	200.00	<b>700-799</b>	134.00-160.00	147.71	160.00
<b>600-699</b>	140.00-200.00	176.55	200.00	<b>600-699</b>	175.00-190.00	183.00	190.00
<b>500-599</b>	138.00-202.00	174.68	225.00	<b>500-599</b>	120.00-195.00	160.45	195.00
<b>400-499</b>	110.00-225.00	163.57	225.00	<b>400-499</b>	112.00-172.00	139.20	172.00

Stocker sale at **Brussels Livestock: March 31, 2018 – 727** Stockers

<b>Steers</b>	<b>Price Range</b>	<b>Average</b>	<b>Top</b>	<b>Heifers</b>	<b>Price Range</b>	<b>Average</b>	<b>Top</b>
<b>1000+</b>	152.00-166.00	159.33	166.00	<b>900+</b>	145.00-154.75	149.74	155.00
<b>900-999</b>	156.00-176.75	168.47	186.00	<b>800-899</b>	139.00-257.00	148.14	157.00
<b>800-899</b>	167.00-188.50	176.11	188.50	<b>700-799</b>	137.00-160.00	149.86	164.50
<b>700-799</b>	160.00-184.00	177.08	205.00	<b>600-699</b>	174.00-184.00	177.28	200.00
<b>600-699</b>	170.00-209.00	193.79	219.00	<b>500-599</b>	160.00-202.00	186.20	211.00
<b>500-599</b>	170.00-209.00	188.25	225.00	<b>400-499</b>	176.00-202.00	181.20	202.00
<b>400-499</b>	210.00-245.00	223.86	272.00	<b>300-399</b>	197.00-202.00	198.25	215.00

Stocker sale at: **Community Livestock Exchange: April 3, 2018 – 175** Stockers

<b>Steers</b>	<b>Price Range</b>	<b>Average</b>	<b>Top</b>	<b>Heifers</b>	<b>Price Range</b>	<b>Average</b>	<b>Top</b>
<b>700-799</b>	100.00-180.00	139.90	180.00	<b>700-799</b>	132.49-164.99	153.20	164.99
<b>600-699</b>	147.50-192.50	172.50	192.50	<b>600-699</b>	135.00-192.99	161.40	192.99
<b>500-599</b>	160.00-225.99	190.50	225.99	<b>500-599</b>	119.99-204.99	177.09	204.99
<b>400-499</b>	125.00-227.99	193.10	227.99	<b>400-499</b>	122.50-206.99	172.79	206.99

Stocker sale at: **Keady Livestock Market: April 3, 2018 – 201** Stockers

<b>Steers</b>	<b>Price Range</b>	<b>Average</b>	<b>Top</b>	<b>Heifers</b>	<b>Price Range</b>	<b>Average</b>	<b>Top</b>
<b>900-999</b>	176.00-179.00	177.65	179.00	<b>600-699</b>	100.00-188.00	152.72	188.00
<b>700-799</b>	176.50-201.50	194.12	201.50	<b>500-599</b>	170.00-212.00	190.91	212.00
<b>600-699</b>	203.00-214.00	211.19	214.00	<b>400-499</b>	125.00-172.50	146.44	172.50
<b>500-599</b>	182.50-210.00	196.58	235.00	<b>300-399</b>	130.00-170.00	152.50	170.00
<b>400-499</b>	190.00-225.00	204.58	225.00				

Stocker sale at: **Renfrew Pontiac Livestock: April 3, 2018 – 153** Stockers

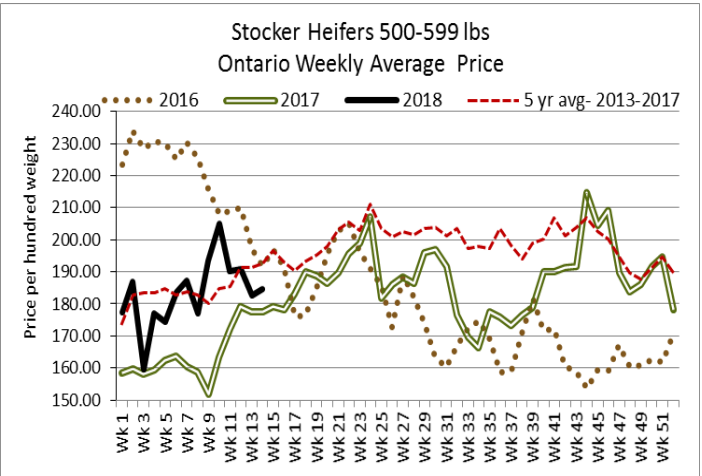
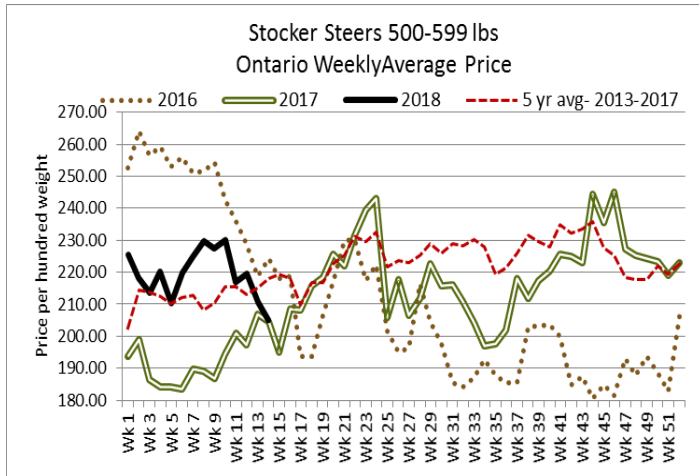
<b>Steers</b>	<b>Price Range</b>	<b>Average</b>	<b>Top</b>	<b>Heifers</b>	<b>Price Range</b>	<b>Average</b>	<b>Top</b>
<b>700-799</b>	105.00-180.00	157.29	180.00	<b>800-899</b>	88.00-159.00	141.90	159.00
<b>600-699</b>	158.00-204.00	189.89	204.00	<b>700-799</b>	92.00-161.00	137.29	161.00
<b>500-599</b>	154.00-220.00	210.59	220.00	<b>500-599</b>	155.00-197.99	185.80	197.99
<b>400-499</b>	137.50-237.50	199.70	237.50	<b>400-499</b>	132.49-194.50	180.00	194.50
<b>399-</b>	192.50-232.50	215.89	232.50				

Stocker sale at **Ontario Livestock Exchange: April 4, 2018 – 577** Stockers

<b>Steers</b>	<b>Price Range</b>	<b>Average</b>	<b>Top</b>	<b>Heifers</b>	<b>Price Range</b>	<b>Average</b>	<b>Top</b>
<b>1000+</b>	154.00-167.00	158.35	167.00	<b>900+</b>	128.00-154.00	151.40	154.00
<b>900-999</b>	156.00-165.50	162.49	165.50				
<b>800-899</b>	178.50-185.00	181.82	185.00				
<b>700-799</b>	180.00-184.00	183.67	184.00				

Stocker sale at: **Ontario Livestock Exchange, April 5, 2018– 266** Stockers

<b>Steers</b>	<b>Price Range</b>	<b>Average</b>	<b>Top</b>	<b>Heifers</b>	<b>Price Range</b>	<b>Average</b>	<b>Top</b>
<b>600-699</b>	145.00-189.00	165.71	197.50	<b>600-699</b>	120.00-165.00	156.10	165.00
<b>500-599</b>	160.00-238.00	223.41	238.00	<b>500-599</b>	147.20-200.00	179.59	200.00
<b>400-499</b>	150.00-230.00	208.20	230.00	<b>400-499</b>	167.50-200.00	186.88	200.00
<b>399-</b>	130.00-220.00	173.33	220.00				



Stocker sale at: **Ontario Stockyards Inc. - April 5, 2018– 547 Stockers**

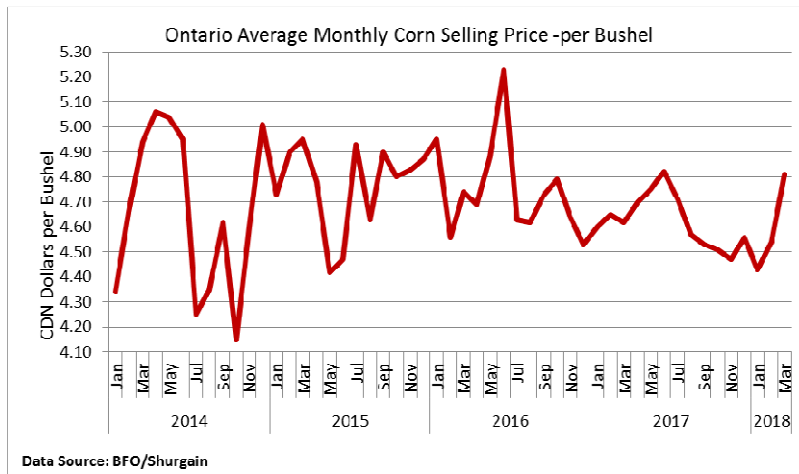
Steers	Price Range	Average	Top	Heifers	Price Range	Average	Top
1000+	126.00-138.00	130.53	138.00	900+	105.00-142.00	128.36	146.00
900-999	146.00-156.00	151.30	156.00	800-899	125.00-155.00	144.29	155.00
800-899	150.00-186.00	170.16	186.00	700-799	140.00-160.00	150.47	160.00
700-799	167.50-202.50	186.82	203.00	600-699	142.50-178.00	161.65	178.00
600-699	195.00-227.00	209.39	227.00	500-599	167.50-211.50	193.91	211.50
500-599	190.00-242.00	222.49	242.00	400-499	178.00-209.00	195.85	222.50
400-499	167.50-247.50	205.12	247.50	300-399	150.00-222.50	195.32	222.50
399-	170.00-247.50	210.25	247.50				

**ONTARIO STOCKER & FEEDER TRADE SPECIAL SPRING SALES**

Stocker sale at **Kawartha Lakes Community Sale Barn: April 4, 2018 - 439 stockers**

Steers	Price Range	Average	Top	Heifers	Price Range	Average	Top
1000+	155.00-166.75	160.03	166.75	700-799	143.50-157.00	150.92	157.00
900-999	115.00-156.00	131.81	156.00	600-699	150.00-206.00	174.62	206.00
800-899	102.50-155.00	140.45	155.00	500-599	182.50-213.00	195.06	213.00
700-799	156.00-210.50	182.92	210.50	400-499	155.00-263.00	191.87	263.00
600-699	130.00-232.00	203.34	232.00	300-399	132.00-2058.00	146.37	205.00
500-599	190.00-265.00	225.28	265.00				
400-499	100.00-276.00	203.14	276.00				

The light weight stockers sold steady with all other weight classes over approximately 625 lbs, trading \$10.00-\$15.00 cwt lower.



Data Source: BFO/Shurgain

**QUEBEC ELECTRONIC AUCTION MARKET (F.O.B. THE FEEDLOT)**

On Thursday, April 5, 2018	<b>Price</b> 249.25	<b>Change from Last Week</b> +1.39
----------------------------	------------------------	---------------------------------------

**ALBERTA DIRECT TRADE**

Week Ending Thursday, April 5, 2018

<b>Steers</b>	Live	N/T	Rail FOB	258.50-260.50
<b>Heifers</b>	Live	153.00	Rail FOB	257.00-260.50

**U.S. TRADE (U.S. funds)**

Week Ending Thursday, April 5, 2018

<b>Choice and Select Steers and Heifers:</b>	Live	115.00-121.00
	Rail	184.00-195.00

**LIVE CATTLE EXPORTS-ONTARIO**

	<b>Week ending Mar 17, 2018</b>	<b>Week ending Mar 10, 2018</b>	<b>Year to Date</b>
<b>Total</b> live slaughter cattle exported from Ontario to the U.S.	<b>2,015</b>	<b>2,064</b>	<b>22,891</b>
<b>Steers &amp; Heifers</b>	921	955	10,923
<b>Cows</b>	926	932	9,462
<b>Bulls</b>	168	177	2,506

**AVERAGE CARCASS WEIGHTS – CANADA**

	<b>Steers</b>	<b>Heifers</b>
Mar 31, 2018	907	821
Mar 24, 2018	906	842
Apr 1, 2017	904	835

**FEDERALLY INSPECTED CANADIAN PROCESSING**

	<b>Week Ending</b> <b>Mar 31, 2018</b>	<b># of hd change from</b> <b>week ago</b>	<b>YTD</b>	<b>% Change</b> <b>(Week Ago)</b>	<b>% Change</b> <b>(Year Ago)</b>
<b>Grand Total</b>	46,241	-11,250	677,216	-20%	+5%
<b>Western Slaughter</b>	35,532	-9,118	515,005	-20%	+7%
<b>Eastern Slaughter</b>	10,709	-2,432	162,211	-19%	-0%

**USDA ESTIMATED CATTLE PROCESSING VOLUME**

	<b>Week Ending</b> <b>April 7, 2018</b>	<b>Previous Week</b>	<b>Year Ago</b>
<b>Grand Total</b>	615,000	594,000	578,000

**CANADIAN BOXED BEEF CUT-OUT VALUES**

<b>Week Ending</b>	<b>AAA</b>	<b>AA</b>
March 16, 2018	2.7019	2.6694
March 9, 2018	2.6885	2.5943
March 2, 2018	2.6580	2.5943

**U.S. BOXED BEEF CUT-OUT VALUES (U.S. funds)**

	<b>Choice</b> <b>600-900</b>	<b>Select</b> <b>600-900</b>
<b>Current Five Day Average:</b>	218.75	208.20

### LIVE CATTLE – CANADA

<b>IMPORTS</b>		<i>Import % change from 2017 YTD</i>	<b>EXPORTS</b>		<i>Export % change from 2017 YTD</i>
<i>Jan 1- Feb 28/18</i>			<i>Jan 1-Mar 24/18</i>		
Pure bred	1,215	+72%	Slaughter steers & heifers	58,030	-20%
Non-pure bred	13,131	+43%	Feeder steers & heifers	47,975	+41%
			Cows & Bulls	29,128	-35%

### BEEF EXPORTS – CANADA

<b>United States</b>		<i>Change from last year YTD</i>	<b>Mexico</b>		<i>Change from last year YTD</i>
<i>Jan 1- Feb 28/18</i>			<i>Jan 1- Feb 28/18</i>		
Total	40,346 tonnes	+15% or +5,188 tonnes	2,436 tonnes		+8% or +188 tonnes

### BEEF PRODUCTION – CANADA

	<i>Jan 1 – Mar 31/18</i>	<i>Last Year Same Time</i>	<i>% Change</i>
Fed	214,583 tonnes	205,413 tonnes	+4%
Non-fed	48,329 tonnes	44,393 tonnes	+9%

### BEEF IMPORTS – CANADA

	<i>Jan 1 – Mar 31/18</i>	<i>Last Year Same Time</i>	<i>% Change</i>
United States	29,667 tonnes	32,117 tonnes	-8%
Non-NAFTA	16,805 tonnes	13,997 tonnes	+20%
EU-28 (beef/veal total)	423 tonnes	384 tonnes	+10%
Total	48,621 tonnes	48,191 tonnes	+1%

### CHICAGO MERCANTILE EXCHANGE

Closing quotes on futures today were as follows:

<b>Live Cattle</b>		<b>Feeder Cattle</b>		<b>Corn</b>		<b>Soybeans</b>		<b>Canadian \$</b>	
<b>Apr</b>	112.22 -2.07	<b>Apr</b>	135.32 -2.15	<b>May</b>	3.84 -1.0	<b>May</b>	10.336 +2.4	<b>Spot</b>	78.25 -0.13
<b>Jun</b>	102.32 -2.72	<b>May</b>	135.62 -2.42	<b>Jul</b>	3.970 -1.2	<b>Jul</b>	10.446 +2.6	<b>Jun</b>	78.35 -0.14
<b>Aug</b>	102.77 -2.10	<b>Aug</b>	141.45 -1.22	<b>Sep</b>	4.040 -0.6	<b>Aug</b>	10.460 +2.4	<b>Sep</b>	78.49 -0.14
<b>Oct</b>	106.70 -1.92	<b>Sep</b>	142.30 -1.65	<b>Dec</b>	4.124 -0.6	<b>Sep</b>	10.382 +1.2	<b>Dec</b>	78.62 -0.14
<b>Dec</b>	111.15 -1.25	<b>Oct</b>	142.62 -1.85	<b>Mar</b>	4.200 -0.4	<b>Nov</b>	10.332 -0.6	<b>Mar</b>	78.74 -0.14
<b>Feb</b>	112.55 -0.95	<b>Nov</b>	142.60 -1.67	<b>May</b>	4.244 -0.4	<b>Jan</b>	10.370 +0.2	<b>Jun</b>	78.85 -0.13

Beef Farmers of Ontario, 130 Malcolm Road, Guelph, ON N1K 1B1 Phone: (519) 824-0334 Fax: (519) 824-9161 or email: [markets@ontariobeef.com](mailto:markets@ontariobeef.com)

### ONTARIO STOCKER & FEEDER TRADE UPCOMING SPECIAL SALES

<b>Date</b>	<b>Time</b>	<b>Location</b>	<b>Kind</b>
Apr 7	11:00 am	Denfield Livestock Exchange	Stocker and Bred Cow Sale
Apr 7	1:00 pm	Maple Hill Auctions Ltd	Vancise Hereford & Red Angus Bull Sale
Apr 7	2:00 pm	Keady Livestock Market	Sauders Bull Sale
Apr 17	11:00 am	Ontario Stockyards Inc	Special Spring All Vaccinated Stocker Sale
Apr 18	10:00 am	Kawartha Lakes Community Sale Barn	Spring Stocker Sale
Apr 21	11:00 am	Denfield Livestock Exchange	Spring Stockers & Bred Cows & Cow/Calf Pairs
Apr 25	2:00 pm	Vankleek Hill Livestock Exchange	Stocker Sale
Apr 25	7:00 pm	Brussels Livestock	Bred Cow Sale
Apr 27	9:00 am	Keady Livestock Market	Spring Stocker Sale
Apr 28	8:30 am	Rainy River Cattlemens Sale-Stratton	Stocker Sale, Cull Cows, Bulls, etc.

## Comments for the week ending April 5, 2018

There were 396 fed steers and heifers sold through auction markets this week, up 180 head from last week and 72 less than last year at this time. Fed steers ranged from \$130.86-\$151.27 averaging \$143.78 up \$1.90 from last week and \$12.02 below year ago prices. Fed heifers ranged from \$134.68-\$147.88 averaging \$142.35 down \$2.26 from last week and \$9.09 lower than year ago prices. Auction markets reported trade as under pressure with prices up to \$2.00-\$3.00 cwt lower.

Ontario railgrade prices were slim this week as packers held back on bids. The previous Friday the market was quiet due to the Good Friday holiday, but by Monday there were no sales or bids reported. Tuesday a couple of sales were noted at \$254.00 at a provincial packer, but not enough reports to establish a market. By Wednesday morning sales were reported from \$243.00-\$248.00 dressed for steers and \$242.00-\$248.00 for heifers with delivery the week of April 23<sup>rd</sup> and April 30<sup>th</sup>. By early afternoon the market was quiet with no sales reported. This week's average prices were down \$9.00 from last week and \$24.75 below last year at this time.

There were 2,018 cull cows sold through auction markets this week up 481 head from last week and 206 less than the same time last year. Cull cows ranged from \$57.70-\$75.57 averaging \$66.96 down \$2.81 from last week and \$10.88 lower than last year at this time. Auction markets reported trade as steady to barely steady, early week. As the week progressed, trade was active with prices mostly steady to \$2.00-\$5.00 cwt lower, but ended the week on a firmer tone.

There were only 3,168 stocker and feeder cattle sold through auction markets this week, down 731 head from last week and 2,973 less than the same week last year. Auction markets reported trade as selective this week with prices declining as the week progressed. Business started off with selective trade on the yearlings, but steady on the calves. As the week progressed, the light weights were steady to \$2.00-\$4.00 cwt lower, with heavier cattle over 600 lbs down \$10.00-\$15.00 cwt. The week ended up with light weights steady and heavier and fleshier types under pressure at lower prices. Actual average prices this week, saw steers 400-500 lbs averaging \$14.85 below the previous week on average. Steers 500-600 lbs were down \$13.29, 600-700 lbs down \$10.33, 700-800 lbs down \$17.00, 800-900 lbs down \$5.86, 900-1000 lbs down \$2.47 and steers 1000 lbs and over averaged \$3.69 lower than last week on average. Heifers 300-400 lbs were up \$2.25 from last week on average, heifers 400-500 lbs down \$11.12, 500-600 lbs down \$1.79, 600-700 lbs down \$6.70, 700-800 lbs down \$16.48, 800-900 lbs down \$16.72 and heifers 900 lbs and over were down \$8.13 from last week on average.

The Quebec electronic market for the week was reported at \$249.25 dressed, up \$1.39 from last week, on average.

Alberta direct trade was light this week. Canfax reports that "scattered trade on Wednesday and Thursday was \$4.00-\$5.00 lower than last week's weighted average. Lower early week trade in the US set a bearish tone and local bids of \$260.00-\$262.00 delivered did not procure many cattle." Canfax notes that at this point we could see a good portion of this week's cattle carried over to next week.



The US cash cattle trade for the week ending March 30<sup>th</sup>, was under pressure. The USDA Mandatory Price Report for the week listed live sales anywhere from \$117.00-\$125.00, with steers averaging \$120.96 down \$4.94 from the previous week on average, while heifers averaged \$120.92 down \$4.70. On the rail prices for the week ranged anywhere from \$188.00-\$198.00 dressed, with steers averaging \$192.32 down \$9.47 and heifers \$192.57 down \$9.63 from the previous week on average. This week saw a couple of sales late Monday afternoon in the south at \$116.00-\$118.00 live, down \$3.00-\$4.00 from last week. Tuesday saw a light test in most feeding states at prices \$3.00-\$4.00 lower, with prices reported by the Mandatory Price Report from \$115.00-\$121.00 live averaging \$117.00, while dressed deals ranged from \$184.00-\$192.00 averaging \$188.00. Wednesday, a couple of sales in the morning took place in the north at \$115.00-\$117.00 live, with bids in the south sitting at \$116.00 live and dressed bids in the north at \$185.00-\$188.00. Cattle futures opened the day under pressure with the April contracts low at 110.10 and the June contract low at 97.07. But, at noon the board turned around and futures rebounded, which put a stop to the cash market for the day, with futures settling triple digits higher. Thursday the market was fairly quiet as both sides sat back, waiting to see which direction the board was going to take, which was higher. A light test was noted from \$114.00-\$118.00 live and \$186.00-\$188.00, which was steady to the week's decline. Today the market was quiet as the futures struggled with triple digit losses. A couple of sales at \$118.00 live have been noted but for the most part trade is at a standstill. Asking prices were around \$120.00 live in the south and \$190.00-\$192.00 dressed in the north, with bids at \$118.00 live and \$184.00-\$186.00 dressed. Sellers held asking prices firm while buyers bid lower. Business is finished for the week leaving a few cattle being carried over to next week and packers possibly starting next week short bought.