



Weekly Market Information Report for the week ending Thursday April 12, 2018

The following information is collected from various sources and disseminated by Beef Farmers of Ontario.

ONTARIO DIRECT TO PACKER RAILGRADE CATTLE TRADE

Prices are on a carcass weight basis before grade and weight discounts. Weekly Range:

A Grade Steers	243.00-245.00
A Grade Heifers	242.00-245.00

ONTARIO LIVE CATTLE TRADE

Ontario auction sales this week saw weighted average price ranges for:

FED CATTLE	Volume	Price Range	Average	Top	Last Week Avg
Large Frame Steers +1250	123	126.44-147.80	138.55	155.00	145.65
Medium Frame Steers +1250	113	131.33-146.71	139.01	151.50	137.09
Large & Medium Frame Steers +1250	236	128.73-148.11	139.21	155.00	143.78
Large Frame Heifers +1000	110	123.94-146.81	139.71	157.00	142.10
Medium Frame Heifers +1000	101	123.06-143.23	136.28	150.00	141.14
Large & Medium Frame Heifers +1000	212	119.66-145.19	137.65	157.00	142.35
Cows - All Weights	2,391	53.97-72.56	63.62	126.00	66.96
Bulls - All Weights	94	79.52-99.18	89.70	135.00	91.93

STOCKERS - Large and Medium Frame

STEERS	Volume	Price Range	Average	Top	Last Week Avg
1000+	506	152.44-165.75	159.29	169.00	157.66
900-999	226	153.08-172.88	161.24	193.00	164.05
800-899	321	150.49-180.28	169.93	194.00	171.55
700-799	296	150.35-193.19	172.33	198.00	176.40
600-699	332	166.42-206.31	188.58	216.00	195.29
500-599	263	165.33-212.08	190.57	226.00	204.98
400-499	124	159.83-224.49	195.12	255.00	202.96
-399	46	172.23-225.16	201.62	275.00	186.05

STOCKERS - Large and Medium Frame

HEIFERS	Volume	Price Range	Average	Top	Last Week Avg
+900	194	130.17-156.92	146.49	162.50	139.80
800-899	194	140.64-160.33	153.07	179.00	143.36
700-799	225	133.89-163.20	151.83	174.00	148.34
600-699	258	136.95-178.67	162.08	197.00	166.14
500-599	206	141.64-189.94	169.38	207.50	184.63
400-499	176	145.82-192.10	172.86	212.00	179.12
300-399	22	147.20-186.79	166.23	215.00	174.37
-299	6	139.75-149.75	144.75	167.50	185.86

At Kawartha Lakes Community Sale Barn, April 7, 2018 – 96 cows, 5 bulls, 56 veal, 17 stockers

	Price Range	Avg.	Top
Cows	54.50-77.00	63.69	87.00
Veal 600 lbs +	96.00-119.00	105.89	132.50
Veal 126 -300 lbs	140.00-212.50	161.25	212.50

Denfield Livestock Exchange Inc., April 10, 2018- 229 Fed Cattle, 29 Veal, 7 Bulls, 100 Cows & 86 Drop Calves

	Price Range	Top		Price Range	Top
Choice steers	145.00-150.00		Good beef cows	70.00-80.00	88.00
Good steers	140.00-145.00		Good Holstein cows	67.00-75.00	78.00
Choice heifers	145.00-150.00	155.00	D1 & D2 Cows	60.00-65.00	
Good heifers	140.00-145.00		D3 & D4 Cows	50.00-60.00	
Good Holstein veal	115.00-125.00		Choice drop calves	\$240.00-\$325.00/hd	\$640.00/hd
Plain & heavy veal	100.00-110.00		Good drop calves	\$175.00-\$222.00/hd	
Good beef bulls	85.00-100.00		Plain & Newborns	\$50.00-\$125.00/hd	
Good Holstein bulls	N/T				

At Renfrew Pontiac Livestock Ltd.: April 10, 2018- 6 Replacement Calves, 55 Cows, 8 Bulls

	Price Range	Top
Replacement Calves	130.00-160.00	290.00
Cows D1 & D2	80.00-84.00	102.00
Cows D3	70.00-79.00	
Cows D4	56.00-69.00	
Bulls	85.00-87.00	110.00

At Aylmer Stockyards Inc.: April 11, 2018 - 7 stockers, 78 Veal, 211 Cows, 3 Bulls, 32 Fed Cattle

	Price Range	Average	Top
Fed heifers, dairy & dairy cross	67.50-105.00	96.49	105.00
Cows	40.00-80.00	66.60	94.99
Veal over 600 lbs	101.00-129.00	117.59	129.00

ONTARIO STOCKER & FEEDER TRADE

Stocker sale at Brussels Livestock: April 6, 2018 - 1,428 Stockers

Steers	Price Range	Average	Top	Heifers	Price Range	Average	Top
1000+	140.00-160.00	153.71	160.00	900+	136.00-162.50	152.75	162.50
900-999	155.00-172.00	162.51	172.00	800-899	149.00-165.00	157.21	166.00
800-899	146.50-180.50	169.40	180.50	700-799	135.00-168.50	152.38	174.00
700-799	142.50-194.00	170.03	194.00	600-699	145.00-177.00	166.52	197.00
600-699	187.00-216.00	198.62	216.00	500-599	147.00-192.00	169.08	203.00
500-599	186.00-217.00	198.17	217.00	400-499	162.00-192.00	181.39	207.00
400-499	170.00-240.00	207.26	255.00	300-399	150.00-215.00	171.25	215.00
399-	170.00-223.00	197.31	223.00				

Stocker sale at: Community Livestock Exchange: April 10, 2018 - 145 Stockers

Steers	Price Range	Average	Top	Heifers	Price Range	Average	Top
600-699	100.00-193.99	165.30	193.99	600-699	132.49-194.99	175.00	194.99
500-599	132.49-214.99	176.00	214.99	500-599	102.49-202.00	167.30	202.00
400-499	193.99-235.00	217.39	235.00	400-499	119.99-212.00	188.59	212.00

Stocker sale at: Keady Livestock Market: April 10, 2018 - 263 Stockers

Steers	Price Range	Average	Top	Heifers	Price Range	Average	Top
800-899	170.00-175.00	172.15	175.00	900+	127.00-141.50	137.46	141.50
700-799	172.50-198.00	189.48	198.00	800-899	139.00-157.50	154.14	157.50
600-699	202.00-215.00	210.33	215.00	700-799	141.00-148.00	146.25	150.00
500-599	210.00-226.00	222.28	226.00	600-699	158.00-169.00	163.35	171.00
400-499	210.00-226.00	217.00	230.00	500-599	169.00-203.00	189.29	203.00
				400-499	151.00-207.50	174.96	207.50

Stocker sale at **Ontario Livestock Exchange: April 11, 2018 – 468** Stockers

Steers	Price Range	Average	Top	Heifers	Price Range	Average	Top
1000+	159.00-169.00	163.46	169.00	900+	148.00-157.00	153.63	157.00
900-999	165.00-193.00	173.37	193.00				
800-899	173.50-194.00	179.95	194.00				

Stocker sale at: **Renfrew Pontiac Livestock: April 10, 2018 – 148** Stockers

Steers	Price Range	Average	Top	Heifers	Price Range	Average	Top
800-899	100.00-176.49	149.70	176.49	800-899	105.00-160.00	147.39	160.00
700-799	164.50-192.99	178.49	192.99	700-799	125.00-155.00	150.00	155.00
600-699	147.50-185.00	174.90	185.00	600-699	105.00-169.99	158.09	169.99
500-599	114.99-204.00	181.69	204.00	500-599	120.99-186.00	170.10	186.00
400-499	144.99-227.49	200.49	227.49	400-499	152.00-197.50	172.50	197.50
399-	199.50-247.50	216.99	247.50	300-399	139.99-195.99	176.69	195.99

Stocker sale at: **Ontario Livestock Exchange, April 12, 2018– 312** Stockers

Steers	Price Range	Average	Top	Heifers	Price Range	Average	Top
900-99	122.50-158.00	138.71	158.00	600-699	90.00*156.00	123.88	156.00
800-899	140.00-170.00	152.50	170.00				
700-799	117.50-168.00	145.36	168.00				
600-699	120.00-192.50	173.64	192.50				

Stocker sale at: **Ontario Stockyards Inc. - April 12, 2018– 655** Stockers

Steers	Price Range	Average	Top	Heifers	Price Range	Average	Top
1000+	86.00-140.00	106.85	154.00	900+	120.00-152.50	137.12	152.50
900-999	142.00-155.00	147.19	160.00	800-899	128.00-141.50	136.16	141.50
800-899	156.00-180.00	173.85	180.00	700-799	134.00-166.00	157.14	166.00
700-799	167.00-198.00	178.06	198.00	600-699	137.50-194.50	165.40	194.50
600-699	157.50-205.00	181.27	207.00	500-599	148.00-180.00	165.00	207.50
500-599	160.00-207.50	181.53	219.00	400-499	140.00-184.00	163.11	209.00
400-499	150.00-212.50	181.61	227.00	300-399	147.50-172.50	157.82	172.50
399-	177.50-222.50	211.26	222.50				

ONTARIO BRED COW SALES

Keady Livestock Market, April 21, 2017- 30 Bred cows

	Exotic and Exotic X	British and British X
Top quality bred cows	N/T	N/T
Avg quality bred cows	\$1300-\$1700	N/T

Most cows were bred 7-9 months and sold actively to a good selection of buyers!

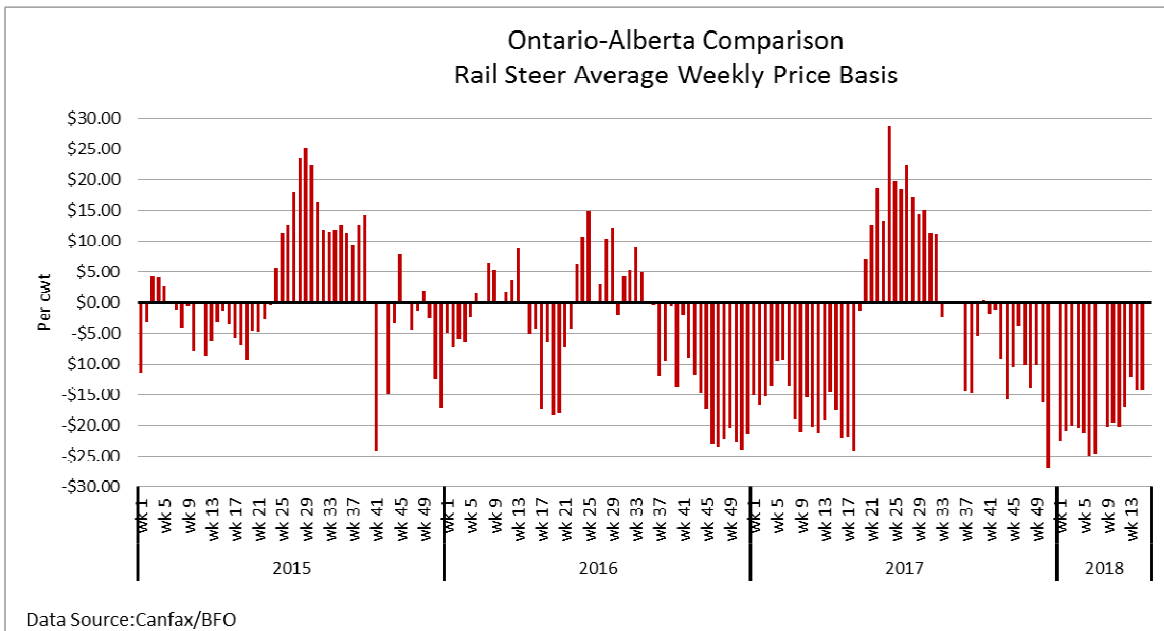
QUEBEC ELECTRONIC AUCTION MARKET (F.O.B. THE FEEDLOT)

	Price	Change from Last Week
On Thursday, April 12, 2018	240.00-241.00	-8.57

ALBERTA DIRECT TRADE

Week Ending Thursday, April 5, 2018

Steers	Live	N/T	Rail FOB	257.00-258.50
Heifers	Live	154.50	Rail FOB	257.00-259.50



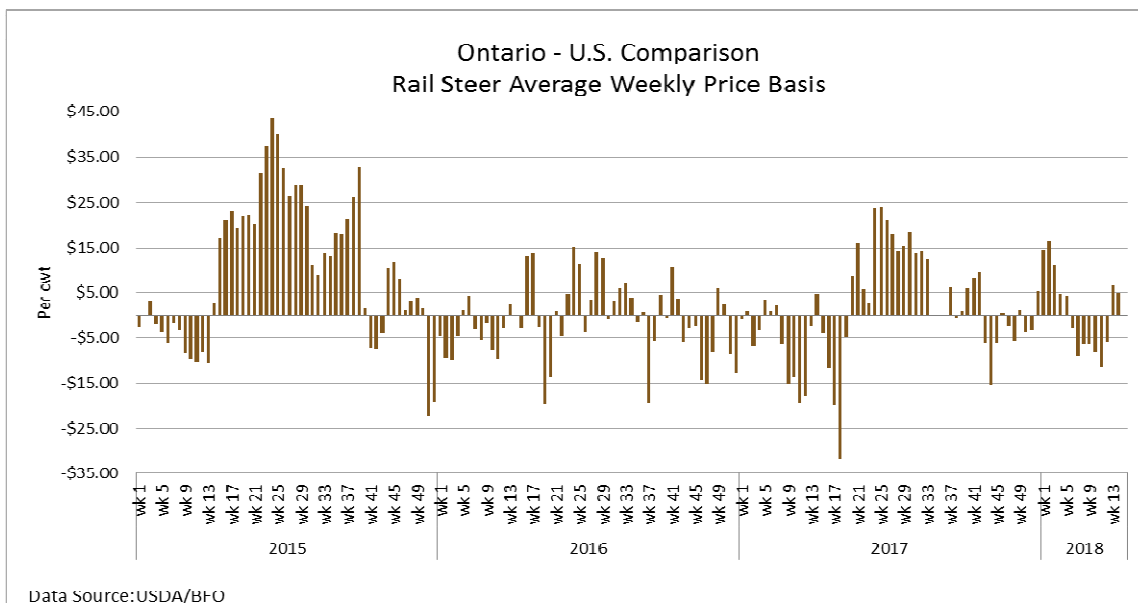
U.S. TRADE (U.S. funds)

Week Ending Thursday, April 12, 2018

Choice and Select Steers and Heifers:

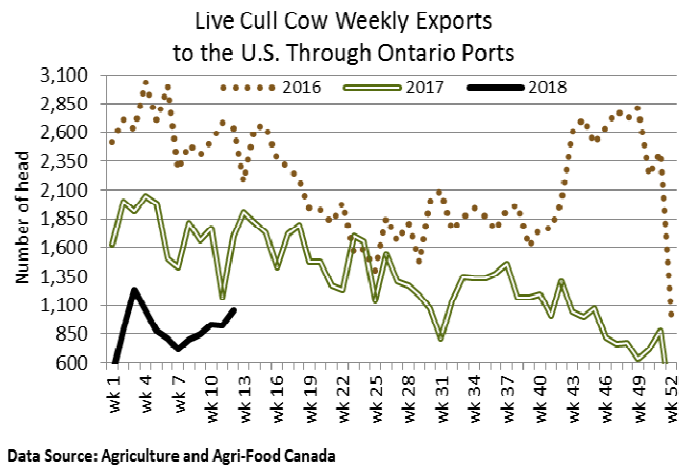
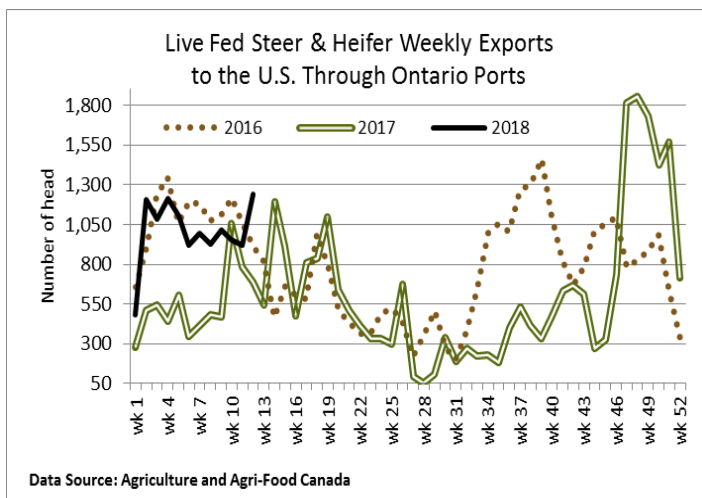
Live 115.00-121.00

Rail 184.00-195.00



LIVE CATTLE EXPORTS-ONTARIO

	Week ending Mar 24, 2018	Week ending Mar 17, 2018	Year to Date
Total live slaughter cattle exported from Ontario to the U.S.	2,391	2,015	25,282
Steers & Heifers	1,241	921	12,164
Cows	1,060	926	10,522
Bulls	90	168	2,596



AVERAGE CARCASS WEIGHTS – CANADA

	Steers	Heifers
April 7, 2018	895	839
Mar 31, 2018	907	821
Apr 8, 2017	900	842

FEDERALLY INSPECTED CANADIAN PROCESSING

	Week Ending Apr 7, 2018	# of hd change from week ago	YTD	% Change (Week Ago)	% Change (Year Ago)
Grand Total	54,456	+8,215	731,762	+18%	+5%
Western Slaughter	41,363	+5,831	556,368	+16%	+7%
Eastern Slaughter	13,093	+2,384	175,304	+22%	+0%

USDA ESTIMATED CATTLE PROCESSING VOLUME

	Week Ending April 14, 2018	Previous Week	Year Ago
Grand Total	605,000	615,000	589,000

CANADIAN BOXED BEEF CUT-OUT VALUES

Week Ending	AAA	AA
March 23, 2018	2.7565	2.6990
March 16, 2018	2.7019	2.6694
March 9, 2018	2.6885	2.5943

U.S. BOXED BEEF CUT-OUT VALUES (U.S. funds)

	Choice 600-900	Select 600-900
Current Five Day Average:	213.68	202.27

LIVE CATTLE – CANADA

IMPORTS		Import % change from 2017 YTD	EXPORTS		Export % change from 2017 YTD
Jan 1- Feb 28/18			Jan 1-Mar 31/18		
Pure bred	1,215	+72%	Slaughter steers & heifers	65,210	-20%
Non-pure bred	13,131	+43%	Feeder steers & heifers	58,595	+42%
			Cows & Bulls	31,876	-35%

BEEF EXPORTS – CANADA

United States	<i>Change from last year YTD</i>	Mexico	<i>Change from last year YTD</i>
<i>Jan 1- Feb 28/18</i>		<i>Jan 1- Feb 28/18</i>	
Total 40,346 tonnes	+15% or +5,188 tonnes	2,436 tonnes	+8% or +188 tonnes

BEEF PRODUCTION – CANADA

	<i>Jan 1 – Apr 7/18</i>	<i>Last Year Same Time</i>	<i>% Change</i>
Fed	232,339 tonnes	222,348 tonnes	+4%
Non-fed	51,606 tonnes	47,546 tonnes	+9%

BEEF IMPORTS – CANADA

	<i>Jan 1 – Apr 7/18</i>	<i>Last Year Same Time</i>	<i>% Change</i>
United States	31,744 tonnes	34,375 tonnes	-8%
Non-NAFTA	18,658 tonnes	15,207 tonnes	+23%
EU-28 (beef/veal total)	489 tonnes	401 tonnes	+22%
Total	52,791 tonnes	51,468 tonnes	+2%

CHICAGO MERCANTILE EXCHANGE

Closing quotes on futures today were as follows:

Live Cattle	Feeder Cattle	Corn	Soybeans	Canadian \$
Apr 116.55 +0.80	Apr 139.37 +0.50	May 3.862 -2.4	May 10.542 -6.4	Spot 79.28 -0.17
Jun 103.65 -0.05	May 140.37 +0.40	Jul 3.944 -2.6	Jul 10.650 -6.6	Jun 79.39 -0.18
Aug 104.27 +0.00	Aug 145.10 +0.15	Sep 4.014 -2.6	Aug 10.644 -6.0	Sep 79.54 -0.18
Oct 108.72 +0.20	Sep 146.57 +0.42	Dec 4.106 -2.6	Sep 10.554 -5.0	Dec 79.68 -0.18
Dec 112.95 +0.40	Oct 146.90 +0.65	Mar 4.182 -3.0	Nov 10.494 -4.0	Mar 79.80 -0.17
Feb 114.80 +0.50	Nov 146.25 +0.70	May 4.224 -2.6	Jan 10.526 -4.0	Jun 79.91 -0.16

Beef Farmers of Ontario, 130 Malcolm Road, Guelph, ON N1K 1B1 Phone: (519) 824-0334 Fax: (519) 824-9161 or email: markets@ontariobeef.com

OBCFPP LICENCE CHANGES

Licence expired/not renewed: Country Dealer

Hank Dekoning Ltd, 1768 Hwy 6 South, RR 1, Port Dover, On N0A 1N3

ONTARIO STOCKER & FEEDER TRADE UPCOMING SPECIAL SALES

Date	Time	Location	Kind
Apr 17	11:00 am	Ontario Stockyards Inc	Special Spring All Vaccinated Stocker Sale
Apr 18	10:00 am	Kawartha Lakes Community Sale Barn	Spring Stocker Sale
Apr 21	11:00 am	Denfield Livestock Exchange	Spring Stockers & Bred Cows & Cow/Calf Pairs
Apr 25	2:00 pm	Vankleek Hill Livestock Exchange	Stocker Sale
Apr 25	7:00 pm	Brussels Livestock	Bred Cow Sale
Apr 27	9:00 am	Keady Livestock Market	Spring Stocker Sale
Apr 28	8:30 am	Rainy River Cattlemens Sale-Stratton	Stocker Sale, Cull Cows, Bulls, etc.
May 2	11:00 am	Kawartha Lakes Community Sale Barn	Peterborough /Victoria County Assoc. Stocker Sale
May 3	10:00 am	Warton-Grey Bruce Livestock Co-op	Spring Stocker Sale
May 4	11:00 am	Community Livestock Exchange	Quinte Cattlemen's Stocker Sale
May 5	10:00 am	Thessalon-Algoma Co-op Livestock Sales	Spring Stocker Sale
May 5	11:00 am	Denfield Livestock Exchange	Spring Stockers & Bred Cows & Cow/Calf Pairs
May 8	11:00 am	Ontario Stockyards Inc	Special Spring All Vaccinated Stocker Sale

Comments for the week ending April 12, 2018

446 fed steers and heifers sold through auction markets this week, up 50 head from last week and 69 more than the same time last year. Fed steers ranged from \$128.73-\$148.11 averaging \$139.21 down \$4.57 from last week and \$14.07 below year ago prices. Fed heifers ranged from \$119.66-\$145.19 averaging \$137.65 down \$4.70 from last week and \$15.90 lower than year ago prices. Auction markets reported trade as under pressure at lower prices, with only one report of steady prices. Mid-week the market saw prices \$3.00-\$5.00 cwt lower on the better types with all other kinds under further pressure. The week ended at prices \$2.00-\$3.00 cwt easier.

Ontario railgrade prices started out this reporting period from \$243.00-\$245.00 dressed for steers and \$242.00-\$244.00 for heifers and held fully steady for the entire week. This week's average prices are down \$1.50 for steers and \$2.00 on the heifers from last week on average, but \$25.25 below year ago prices. Delivery of the cattle sold this week is for the weeks of April 30th to May 7th.

2,391 cull cows sold through auction markets this week up 373 head from last week and 467 more than the same time last year. Cull cows ranged from \$53.97-\$72.56 averaging \$63.62 down \$3.34 from last week and \$14.71 lower than last year at this time. Auction markets reported trade as steady early week but declining as the week progressed, with prices under pressure and anywhere from \$2.00-\$8.00 cwt lower, most \$2.00-\$5.00 lower. Prices ended the week holding steady to the week's decline.

3,395 stocker and feeder cattle sold through auction markets this week, up 227 head from last week and 254 more than the same week last year. Auction markets reported the good quality cattle as trading steady to \$3.00-\$5.00 cwt higher, while medium quality and plainer cattle sold under pressure. As the week progressed, trade was active with good quality easier and all others down \$5.00-\$6.00 cwt. By mid-week the heavier cattle were reported as trading stronger. The market ended the week barely steady to \$5.00-\$10.00 cwt lower. Actual average prices this week, saw steers 400-500 lbs averaging \$7.84 lower than last week, steers 500-600 lbs were down \$14.41, 600-700 lbs down \$6.71, 700-800 lbs down \$4.07, 800-900 lbs down \$1.62, 900-1000 lbs down \$281 and steers 1000 lbs and over averaged \$1.63 stronger than last week on average. Heifers 300-400 lbs were down \$8.14 from last week on average, heifers 400-500 lbs down \$6.26, 500-600 lbs down \$15.25, 600-700 lbs down \$4.06, 700-800 lbs up \$3.49, 800-900 lbs up \$9.71 and heifers 900 lbs and over were up \$6.69 from last week on average. All classes of stocker and feeder cattle are currently trading below year ago prices.

The Quebec electronic market this week ranged from \$240.00-\$241.00 dressed, down \$8.57 from last week, on average.

Alberta direct trade this week saw live sales reported by Canfax at \$154.50 for heifers which is up \$1.50 from last week on average. On the rail Canfax reported dressed steers from \$257.00-\$258.50 picked up, averaging \$258.30 down \$1.42 on average. Heifers sold from \$257.00-\$259.50 dressed, averaging \$258.78 picked up, down \$0.88 from last week. Prices for dressed sales delivered were mostly at \$260.00 dressed. Canfax notes that some of this week's offering is being carried over to next week.

The US cash cattle trade for the week ending April 6th, continued to trend lower, with live sales for the week, reported by the USDA Mandatory Price Report, from \$114.00-\$120.00 live with steers averaging \$116.73 down \$4.23 from the previous week on average, while heifers averaged \$117.63 down \$3.29. On the rail prices ranged from \$184.00-\$192.00 dressed, with steers averaging \$187.74 down \$4.58 from the previous week on average, while heifers averaged \$187.19 down \$5.38.

This week the market saw a couple of sales Tuesday and Wednesday, at \$114.00-\$119.00 live in the south, mostly \$117.00 which is fully steady to last week. Thursday saw a light trade in parts of the south from \$116.00-\$122.00 live, averaging \$117.00-\$118.00 which is steady to slightly stronger than last week. The lower end of the trading range was reported to be for delivery in May. Today, light trade in the south developed in the morning at \$118.00 live which is steady to slightly stronger than last week, while the north was quiet. This afternoon, light to moderate trading in the north is about \$6.00 higher than last week with sales from \$190.00-\$193.00 dressed, and \$122.00 on a live basis. This afternoon bids in the south have improved to \$119.00 live. Business is expected to continue but it appears the market tone is set at higher.