



Weekly Market Information Report for the week ending Thursday April 19, 2018

The following information is collected from various sources and disseminated by Beef Farmers of Ontario.

ONTARIO DIRECT TO PACKER RAILGRADE CATTLE TRADE

Prices are on a carcass weight basis before grade and weight discounts. Weekly Range:

A Grade Steers	243.00-245.00
A Grade Heifers	242.00-245.00

ONTARIO LIVE CATTLE TRADE

Ontario auction sales this week saw weighted average price ranges for:

FED CATTLE	Volume	Price Range	Average	Top	Last Week Avg
Large Frame Steers +1250	90	118.42-148.21	139.87	152.75	138.55
Medium Frame Steers +1250	76	129.49-145.84	140.52	156.00	139.01
Large & Medium Frame Steers +1250	166	130.90-148.94	141.79	156.00	139.21
Large Frame Heifers +1000	55	123.38-148.46	139.05	168.00	139.71
Medium Frame Heifers +1000	69	118.09-140.97	132.82	148.50	136.28
Large & Medium Frame Heifers +1000	124	121.13-146.92	136.20	168.00	137.65
Cows - All Weights	1,882	54.79-74.93	64.22	115.00	63.62
Bulls - All Weights	54	82.78-103.92	92.86	136.00	89.70

STOCKERS - Large and Medium Frame

STEERS	Volume	Price Range	Average	Top	Last Week Avg
1000+	556	151.20-162.15	155.86	168.00	159.29
900-999	354	155.69-169.35	162.28	181.00	161.24
800-899	482	164.77-185.06	176.52	197.00	169.93
700-799	286	168.62-201.15	185.41	226.00	172.33
600-699	290	191.30-219.62	207.00	237.50	188.58
500-599	232	171.68-227.98	205.48	255.00	190.57
400-499	104	171.18-234.87	208.66	287.00	195.12
-399	38	161.07-211.29	189.07	245.50	201.62

STOCKERS - Large and Medium Frame

HEIFERS	Volume	Price Range	Average	Top	Last Week Avg
+900	201	140.59-154.65	148.20	158.00	146.49
800-899	114	140.12-160.75	150.45	188.50	153.07
700-799	162	147.95-171.89	157.01	192.00	151.83
600-699	251	154.29-186.27	172.07	212.50	162.08
500-599	249	171.57-203.47	190.42	229.00	169.38
400-499	106	158.57-196.78	180.71	223.00	172.86
300-399	22	130.41-160.09	147.94	199.00	166.23
-299	7	139.71-190.71	163.00	225.00	144.75

At **Kawartha Lakes Community Sale Barn, April 14, 2018** – 64 cows, 5 bulls, 23 veal, 4 stockers

	Price Range	Avg.	Top
Cows	56.00-76.00	62.91	90.00
Veal 126 -300 lbs	60.00-302.50	126.65	302.50

Denfield Livestock Exchange Inc., April 17, 2018- 229 Fed Cattle, 29 Veal, 7 Bulls, 100 Cows & 86 Drop Calves

	Price Range	Top		Price Range	Top
Choice steers	145.00-150.00	155.00	Good beef cows	70.00-80.00	
Good steers	140.00-145.00		Good Holstein cows	70.00-80.00	
Choice heifers	145.00-150.00	168.00	D1 & D2 Cows	60.00-65.00	
Good heifers	140.00-145.00		D3 & D4 Cows	50.00-60.00	
Good Holstein veal	120.00-130.00	136.00	Choice drop calves	\$175.00-\$250.00/hd	\$440.00/hd
Plain & heavy veal	100.00-115.00		Good drop calves	\$100.00-\$160.00/hd	
Good beef bulls	93.00-95.00		Plain & Newborns	\$40.00-\$100.00/hd	

At Renfrew Pontiac Livestock Ltd.: April 17, 2018- 6 Replacement Calves, 34 Cows, 10 Bulls, 39 stockers

	Price Range	Top
Replacement Calves	150.00-200.00	280.00
Cows D1 & D2	82.00-85.00	105.00
Cows D3	70.00-81.00	
Cows D4	56.00-69.00	
Bulls	85.00-92.00	112.00

At Aylmer Stockyards Inc.: April 18, 2018 – 5 stockers, 67 Veal, 167 Cows, 3 Bulls, 26 Fed Cattle

	Price Range	Average	Top
Fed heifers, dairy & dairy cross	63.00-112.50	93.00	112.50
Cows	40.99-89.70	67.00	95.19
Veal over 600 lbs	69.99-125.00	113.10	125.00

ONTARIO STOCKER & FEEDER TRADE

Stocker sale at Brussels Livestock: April 6, 2018 – 1,065 Stockers

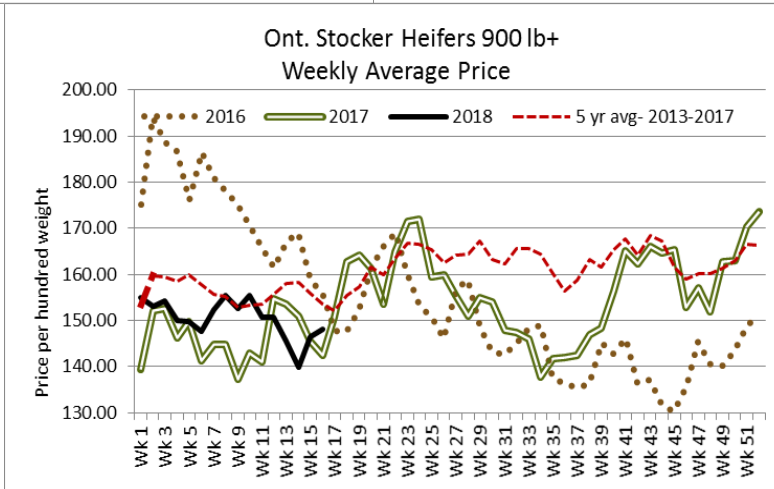
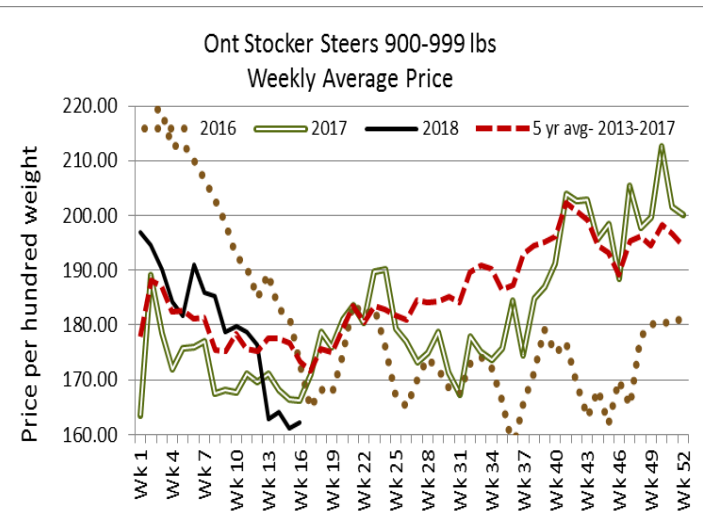
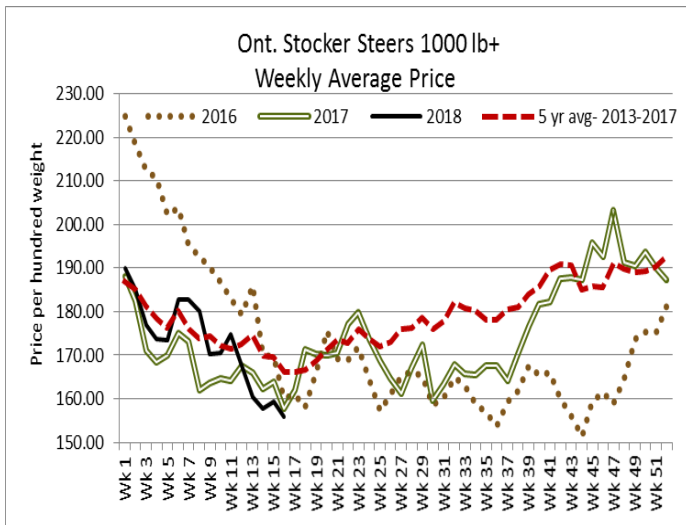
Steers	Price Range	Average	Top	Heifers	Price Range	Average	Top
1000+	149.25-162.50	156.66	162.50	900+	144.75-157.5	151.74	158.00
900-999	155.50-174.25	165.32	174.75	800-899	138.50-157.00	147.54	163.50
800-899	162.00-186.75	175.73	194.00	700-799	139.00-164.00	147.68	166.00
700-799	161.00-193.75	177.91	193.75	600-699	162.00-200.00	176.19	200.00
600-699	165.00-195.00	179.98	207.00	500-599	155.00-200.00	170.70	200.00
500-599	167.00-230.00	209.11	246.00	400-499	144.00-170.00	153.33	200.00
400-499	185.00-222.00	193.56	235.00	300-399			
399-	202.00-235.00	219.80	235.00				

Stocker sale at: Keady Livestock Market: April 17, 2018 – 166 Stockers

Steers	Price Range	Average	Top	Heifers	Price Range	Average	Top
1000+	140.50-143.00	141.93	143.50	500-599	142.50-155.00	150.89	160.00
900-999	142.00-147.50	143.73	147.50				
800-899	141.00-170.00	158.69	170.00				

Stocker sale at Ontario Livestock Exchange: April 18, 2018 – 543 Stockers

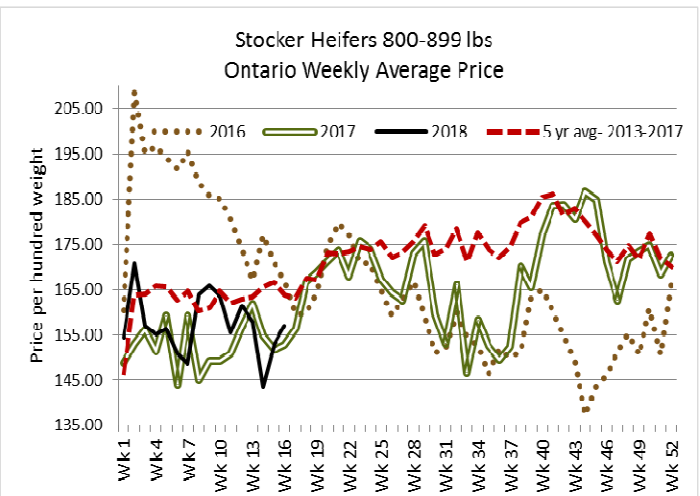
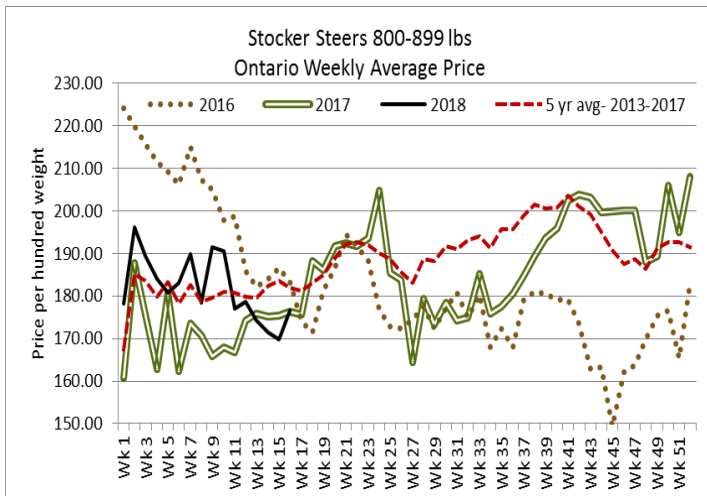
Steers	Price Range	Average	Top	Heifers	Price Range	Average	Top
1000+	155.00-167.00	159.57	167.00	900+	N/T		
900-999	162.00-175.00	167.27	175.00				
800-899	160.00-184.00	178.82	184.00				
700-799	186.00-210.00	201.18	210.00				



Stocker sale at: Ontario Livestock Exchange, April 19, 2018– 278 Stockers

Steers	Price Range	Average	Top	Heifers	Price Range	Average	Top
800-899	170.00-186.00	177.50	186.00	600-699	107.50-162.50	153.82	162.50
600-699	85.00-221.00	168.83	221.00	500-599	163.00-193.00	179.83	193.00
500-599	105.00-199.00	163.25	215.00	400-499	122.50-190.00	169.08	190.00
400-499	145.00-249.00	222.17	249.00				

Stockers sold on a steady market.



Stocker sale at: **Ontario Stockyards Inc. - April 19, 2018– 158** Stockers

Steers	Price Range	Average	Top	Heifers	Price Range	Average	Top
700-799	175.00-191.00	184.84	201.00	700-799	142.50-188.00	164.26	188.00
600-699	185.00-213.00	199.69	224.00	600-699	167.50-200.00	184.15	212.50
500-599	192.50-225.00	208.60	235.00	500-599	175.00-211.0	192.50	211.00
400-499	197.50-232.50	217.56	232.50	400-499	180.00-201.00	197.33	201.00

ONTARIO STOCKER & FEEDER TRADE SPECIAL SPRING SALES

Stocker Sale at **Maple Hill Auctions Ltd., April 16, 2018- 244** stockers

Steers	Price Range	Average	Top	Heifers	Price Range	Average	Top
900-999	166.00-167.00	166.50	167.00	600-699	163.00-174.00	167.53	174.00
800-899	171.00-183.25	177.66	183.25				
700-799	170.00-176.00	172.67	188.00				

Stocker sale at: **Ontario Stockyards Inc. - April 17, 2018– 730** Stockers

Steers	Price Range	Average	Top	Heifers	Price Range	Average	Top
1000+	140.00-168.00	161.05	168.00	900+	90.00-140.00	114.97	140.00
900-999	150.50-163.00	154.07	181.00	800-899	152.50-182.00	169.14	182.00
800-899	167.75-192.50	181.50	197.00	700-799	175.50-189.50	179.53	192.00
700-799	189.00-216.00	200.66	226.00	600-699	161.00-193.00	178.75	206.00
600-699	212.50-231.50	222.67	231.50	500-599	185.00-209.50	204.96	214.50
500-599	215.00-253.00	236.36	253.00	400-499	188.00-223.00	205.95	223.00
400-499	224.00-257.00	236.36	257.00				
399-	205.00-245.50	234.08	245.50				

A good quality offering of replacement cattle sold actively with prices \$5.00-\$10.00 cwt higher.

Stocker sale at: **Kawartha Lakes Community Sale Barn, April 18, 2018 - 230** Stockers

Steers	Price Range	Average	Top	Heifers	Price Range	Average	Top
700-799	167.50-219.00	191.90	219.00	600-699	165.00-187.50	173.90	187.50
600-699	185.00-237.50	215.55	237.50	500-599	175.00-229.00	205.74	229.00
500-599	185.00-255.00	221.58	255.00	400-499	165.00-212.50	188.03	212.50
400-499	180.00-287.00	251.93	287.00				
399-	150.00-230.00	210.12	230.00				

A light run of stockers sold actively at steady to stronger prices.

QUEBEC ELECTRONIC AUCTION MARKET (F.O.B. THE FEEDLOT)

	Price	Change from Last Week
On Thursday, April 19, 2018	240.00-242.75	+0.07

ALBERTA DIRECT TRADE

Week Ending Thursday, April 19, 2018

Steers	Live	N/T	Rail FOB	262.00-264.00
Heifers	Live	N/T	Rail FOB	262.00-264.00

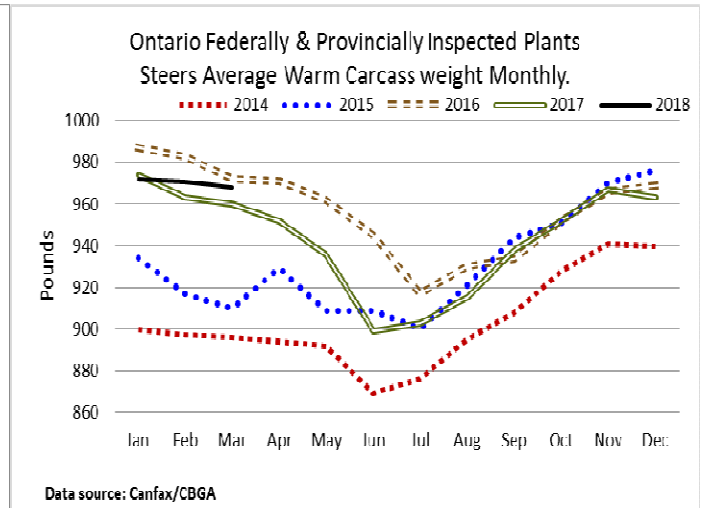
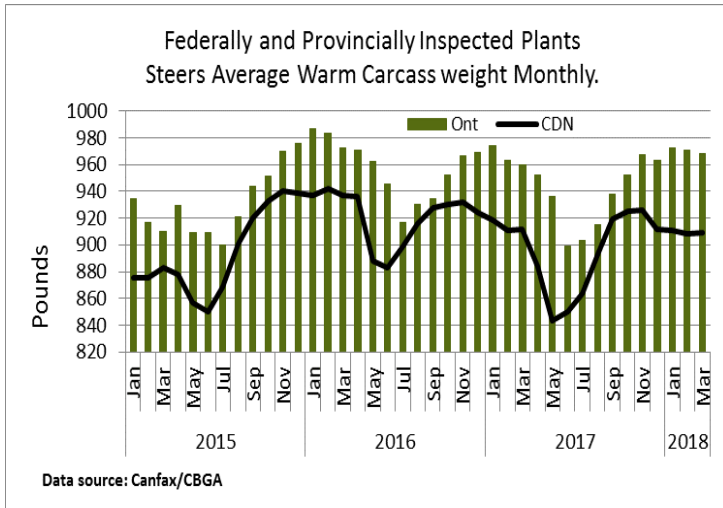
U.S. TRADE (U.S. funds)

Week Ending Thursday, April 12, 2018

Choice and Select Steers and Heifers:	Live	112.00-126.00
	Rail	185.00-195.00

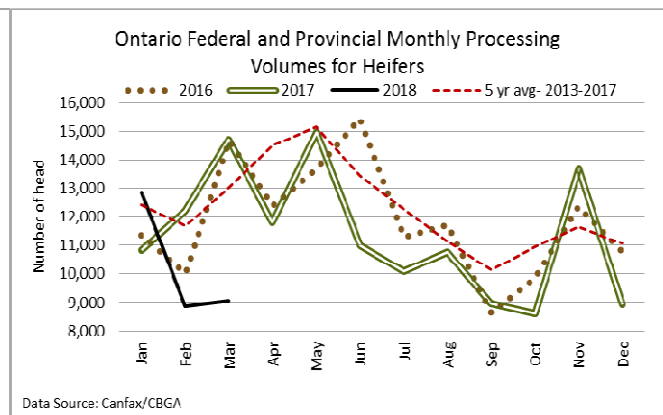
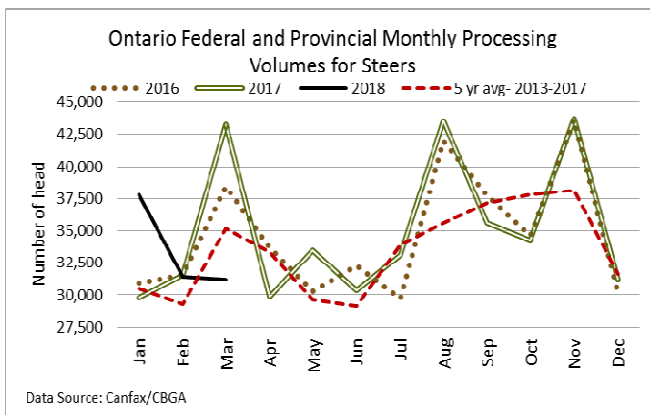
LIVE CATTLE EXPORTS-ONTARIO

	Week ending Mar 31, 2018	Week ending Mar 24, 2018	Year to Date
Total live slaughter cattle exported from Ontario to the U.S.	2,430	2,391	27,712
Steers & Heifers	1,312	1,241	13,476
Cows	838	1,060	11,360
Bulls	280	90	2,876



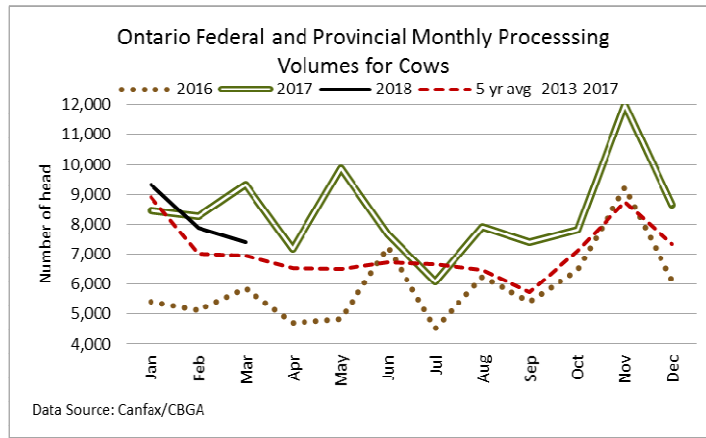
AVERAGE CARCASS WEIGHTS – CANADA

	Steers	Heifers
April 14, 2018	885	824
April 7, 2018	895	839
Apr 15, 2017	905	831



FEDERALLY INSPECTED CANADIAN PROCESSING

	Week Ending Apr 14, 2018	# of hd change from week ago	YTD	% Change (Week Ago)	% Change (Year Ago)
Grand Total	57,362	+2,906	789,034	+5%	+7%
Western Slaughter	44,320	+2,957	600,688	+7%	+8%
Eastern Slaughter	13,042	-51	188,346	-0%	+2%



USDA ESTIMATED CATTLE PROCESSING VOLUME

	Week Ending April 21, 2018	Previous Week	Year Ago
Grand Total	624,000	605,000	601,000

CANADIAN BOXED BEEF CUT-OUT VALUES

Week Ending	AAA	AA
March 30, 2018	2.7890	2.6791
March 23, 2018	2.7565	2.6990
March 16, 2018	2.7019	2.6694

U.S. BOXED BEEF CUT-OUT VALUES (U.S. funds)

	Choice 600-900	Select 600-900
Current Five Day Average:	211.90	199.30

LIVE CATTLE – CANADA

IMPORTS		Import % change from 2017 YTD	EXPORTS		Export % change from 2017 YTD
<i>Jan 1- Feb 28/18</i>			<i>Jan 1-Apr 7/18</i>		
Pure bred	1,215	+72%	Slaughter steers & heifers	71,136	-19%
Non-pure bred	13,131	+43%	Feeder steers & heifers	63,511	+35%
			Cows & Bulls	34,311	-36%

BEEF EXPORTS – CANADA

United States		Change from last year YTD	Mexico		Change from last year YTD
<i>Jan 1- Feb 28/18</i>			<i>Jan 1- Feb 28/18</i>		
Total	40,346 tonnes	+15% or +5,188 tonnes	Total	2,436 tonnes	+8% or +188 tonnes

BEEF PRODUCTION – CANADA

	Jan 1 – Apr 14/18	Last Year Same Time	% Change
Fed	250,986 tonnes	236,688 tonnes	+6%
Non-fed	54,891 tonnes	50,031 tonnes	+10%

BEEF IMPORTS – CANADA

	Jan 1 – Apr 14/18	Last Year Same Time	% Change
United States	34,172 tonnes	36,629 tonnes	-7%
Non-NAFTA	19,119 tonnes	16,037 tonnes	+19%
EU-28 (beef/veal total)	547 tonnes	426 tonnes	+28%
Total	55,861 tonnes	54,948 tonnes	+2%

CHICAGO MERCANTILE EXCHANGE

Closing quotes on futures today were as follows:

Live Cattle		Feeder Cattle		Corn		Soybeans		Canadian \$	
Apr	119.35 +1.55	Apr	137.30 +0.07	May	3.764 -5.4	May	10.286 -8.4	Spot	78.44 -0.47
Jun	103.72 +0.72	May	139.32 +0.90	Jul	3.854 -5.4	Jul	10.402 -8.6	Jun	78.51 -0.49
Aug	103.80 +0.67	Aug	144.50 +0.80	Sep	3.930 -5.4	Aug	10.420 -8.4	Sep	78.67 -0.49
Oct	108.15 +0.50	Sep	145.57 +0.57	Dec	4.024 -5.4	Sep	10.374 -7.0	Dec	78.85 -0.49
Dec	112.67 +0.57	Oct	146.20 +0.50	Mar	4.102 -5.2	Nov	10.350 -7.4	Mar	78.93 -0.49
Feb	114.25 +0.60	Nov	145.80 +0.47	May	4.144 -5.2	Jan	10.396 -7.4	Jun	79.03 -0.47

Beef Farmers of Ontario, 130 Malcolm Road, Guelph, ON N1K 1B1 Phone: (519) 824-0334 Fax: (519) 824-9161 or email: markets@ontariobeef.com

OBCFPP LICENCE CHANGES

Licence expired/not renewed: Country Dealer

Hank Dekoning Ltd, 1768 Hwy 6 South, RR 1, Port Dover, On NOA 1N3

Now Licenced: Country Dealer

Jador Beef, 50 Concession 4, RR 3, Chesley, Ontario NOG 1L0

ONTARIO STOCKER & FEEDER TRADE UPCOMING SPECIAL SALES

Date	Time	Location	Kind
Apr 21	11:00 am	Denfield Livestock Exchange	Spring Stockers & Bred Cows & Cow/Calf Pairs
Apr 25	2:00 pm	Vankleek Hill Livestock Exchange	Stocker Sale
Apr 25	7:00 pm	Brussels Livestock	Bred Cow Sale
Apr 27	9:00 am	Keady Livestock Market	Spring Stocker Sale
Apr 28	8:30 am	Rainy River Cattlemens Sale-Stratton	Stocker Sale, Cull Cows, Bulls, etc.
May 2	11:00 am	Kawartha Lakes Community Sale Barn	Peterborough /Victoria County Assoc. Stocker Sale
May 3	10:00 am	Warton-Grey Bruce Livestock Co-op	Spring Stocker Sale
May 4	11:00 am	Community Livestock Exchange	Quinte Cattlemen's Stocker Sale
May 5	10:00 am	Thessalon-Algoma Co-op Livestock Sales	Spring Stocker Sale
May 5	11:00 am	Denfield Livestock Exchange	Spring Stockers & Bred Cows & Cow/Calf Pairs
May 8	11:00 am	Ontario Stockyards Inc	Special Spring All Vaccinated Stocker Sale

Comments for the week ending April 19, 2018

Lighter receipts of 290 fed steers and heifers were on offer this week as the ice storm over the weekend limited movement. This week's offering is down 156 head from last week and 206 less than the same week last year. Fed steers sold from \$130.90-\$148.94 averaging \$141.79 up \$2.58 from last week and \$17.56 below year ago prices. Heifers sold from \$131.13-\$146.92 averaging \$136.20 down \$1.45 from last week and \$18.47 lower than year ago prices. Auction market reports started out with trade under pressure. One auction saw prices steady with fancies higher, but prices were steady with the week's decline. As the week progressed, prices continued under pressure with just a few fancies selling about steady, with all others trading easier. By Thursday the market was holding steady.

Ontario railgrade prices held fully steady to last week with steers from \$243.00-\$245.00 dressed and heifers \$242.00-\$244.00, with delivery into the first week of May. This week's prices are \$25.50 cwt below last year at this time.

Exports of fed cattle to the U.S. through Ontario ports, as of March 31, 2018 totals 13,372 head, up 6,202 head from the same time in 2017, but 376 less than March 31, 2016. Exports of cull cows to the U.S. through Ontario ports as of March 31, 2018 totals 11,481 head, down 11,062 from March 31, 2017 and 22,344 less than in 2016, during the same time frame. Ontario federal and provincial processing volumes for steers as of March 31, 2018 totals 100,462 down 4,160 head from 2017 with processing volumes of fed heifers at 30,780 head as of March 31, 2018, down 7,004 from 2017. Volumes of steers and heifers processed are down 447 for steers and 5,297 lower for heifers from 2016 numbers, ytd. Ontario federal and provincial processing

volumes of cull cows totals 24,626 head as of March 31, 2018, down 1,381 from 2017, but 8,210 more than March 31, 2016.

1,882 cull cows sold through auction markets this week down 509 head from last week and 27 less than last year at this time. Cull cows traded from \$54.79-\$74.93 averaging \$64.22 up \$060 from last week and \$19.23 below year ago prices. Auction market reported that over the weekend and early this week there were not enough cull cows sold to establish a market due to the weekend storm. From Tuesday on the market was reported as steady to about steady, but by Thursday the market was stronger with prices \$2.00-\$3.00 cwt higher.

3,454 stocker and feeder cattle sold through auction markets this week, up just 59 head from last week but 1,716 less than the same week last year. Volumes should have been higher but the storm over the weekend limited the numbers on offer, however there were two special stocker sales this week on Tuesday and Wednesday which bumped up the numbers. Auction market reports the previous Friday saw the grass cattle selling \$5.00-\$10.00 cwt higher with all others steady. From Saturday to Tuesday there were not enough cattle sold to establish a market on the regular sales, however the cattle sold on the special vaccinated sales were reported as trading actively with prices steady to \$5.00-\$10.00 cwt higher. By Wednesday the market was holding steady and remained steady through Thursday. Actual average prices this week for steers 400-500 lbs were up \$13.54 from last week on average, 500-600 lbs up \$14.91, 600-700 lbs up \$18.42, 700-800 lbs up \$13.08, 800-900 lbs up \$6.59, 900-1000 lbs up \$1.04 and steers over 1000 lbs averaged \$3.43 lower than last week. Heifers from 300-400 lbs were down \$18.29 on average noting very light receipts, 400-500 lbs up \$7.85, 500-600 lbs up \$21.04, 600-700 lbs up \$9.99, 700-800 lbs up \$5.18, 800-900 lbs down \$2.62 and heifers over 900 lbs were up \$1.71 from last week on average.

The Quebec electronic market this week ranged from \$240.00-\$242.75 dressed, up \$0.47 from last week, on average.

Alberta direct trade saw a light test on Wednesday and Thursday with prices reported by Canfax at \$4.00 higher on a dressed basis, with sales from \$262.00-\$264.00 for both steers and heifers, picked up. Canfax reports: "All three western Canadian packers were showing interest on the cash market. Sale volumes are shaping up to be rather light this week as many feedlot operators are indicating fed calves need more days on feed before they are marketed."

The US cash cattle trade for the week ending April 13th, was slightly stronger than the previous week with trade in the south from Wednesday to Thursday at fully steady prices. On Friday trade in the south was steady to stronger at \$118.00-\$120.00 live while business in the north was fully steady to higher at \$122.00 live and \$188.00-\$192.00 dressed. The USDA Mandatory Price report listed sales last week from \$114.00-\$125.00 on a live basis with steers averaging \$119.49 up \$2.76 on average, while heifers averaged \$119.07 up \$1.44. On the rail prices ranged from \$188.00-\$182.00 dressed, with steers averaging \$189.87 up \$2.23 from the previous week on average, while heifers averaged \$189.71 up \$2.52. This week's market was very quiet early week. Cattle futures increased from Monday to Wednesday, with asking prices firm at \$124.00-\$125.00 live in the south and \$195.00 plus dressed in the north. Thursday morning, moderate to fairly active trade developed in the south with sales reported from \$121.00-\$122.00 live up \$3.00-\$4.00 from last week's weighted average price. A couple of sales in the north were at \$190.00-\$192.00 dressed, which is steady to \$2.00 higher than last week, but there were not enough sales to establish a market. In the afternoon the market was quiet as cattle futures declined triple digits and packers stepped back. Today, the market did not develop until later on this afternoon, and it paid off for the sellers. Futures were under pressure in the morning but turned higher before closing. Business in the north is light but prices are sitting at \$122.00-\$124.00 live and \$195.00 dressed, up around \$5.00 from last week. Trade is expected to continue into the late afternoon but at this point it appears that the pricing is established.