



## Weekly Market Information Report for the week ending Thursday May 3, 2018

The following information is collected from various sources and disseminated by Beef Farmers of Ontario.

### ONTARIO DIRECT TO PACKER RAILGRADE CATTLE TRADE

Prices are on a carcass weight basis before grade and weight discounts. Weekly Range:

<b>A Grade Steers</b>	243.00-255.00
<b>A Grade Heifers</b>	242.00-255.00

### ONTARIO LIVE CATTLE TRADE

Ontario auction sales this week saw weighted average price ranges for:

<b>FED CATTLE</b>	<b>Volume</b>	<b>Price Range</b>	<b>Average</b>	<b>Top</b>	<b>Last Week Avg</b>
Large Frame Steers +1250	91	117.27-154.19	143.52	162.50	143.84
Medium Frame Steers +1250	50	113.86-149.80	136.37	157.00	139.57
Large & Medium Frame Steers +1250	141	129.90-156.16	147.05	162.50	142.54
Large Frame Heifers +1000	96	132.65-153.87	145.78	167.00	144.50
Medium Frame Heifers +1000	77	133.87-147.80	141.11	157.50	138.27
Large & Medium Frame Heifers +1000	173	134.15-153.19	144.47	167.00	142.93
Cows - All Weights	2,435	54.61-77.46	65.40	137.00	66.10
Bulls - All Weights	150	78.21-100.46	89.23	200.00	97.03

#### STOCKERS - Large and Medium Frame

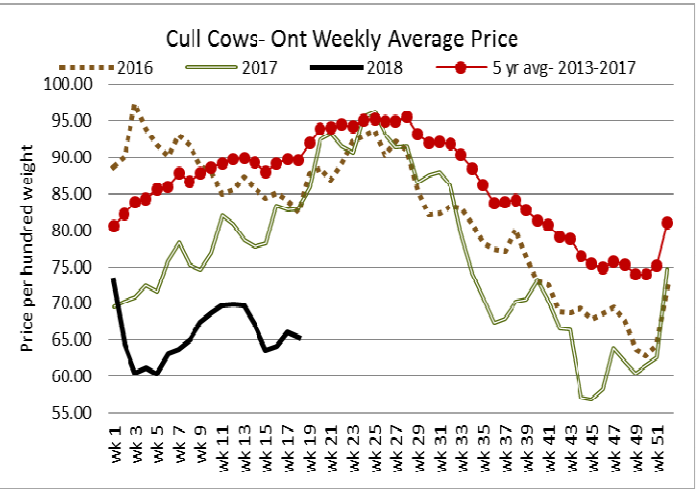
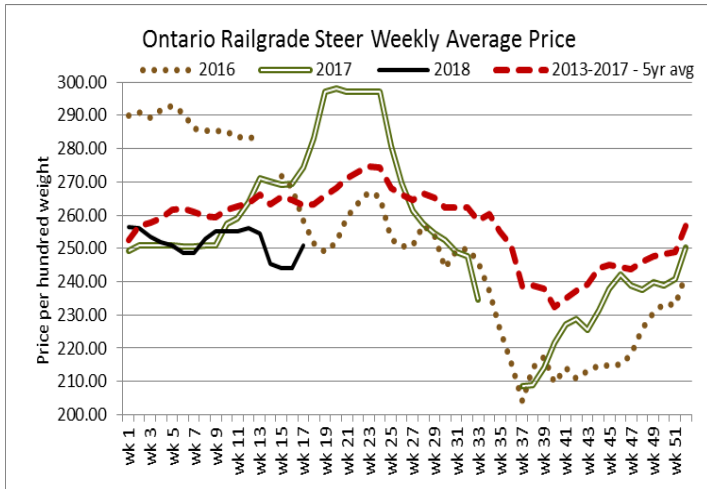
<b>STEERS</b>	<b>Volume</b>	<b>Price Range</b>	<b>Average</b>	<b>Top</b>	<b>Last Week Avg</b>
<b>1000+</b>	742	150.00-164.99	156.15	172.00	160.81
<b>900-999</b>	556	159.63-179.15	171.14	186.00	161.27
<b>800-899</b>	721	161.34-192.11	179.41	206.50	179.52
<b>700-799</b>	1,406	170.98-211.67	199.21	231.00	191.99
<b>600-699</b>	1,593	184.55-230.05	210.30	243.00	202.60
<b>500-599</b>	710	186.09-239.76	216.46	288.00	209.81
<b>400-499</b>	276	188.86-243.89	219.44	287.00	226.08
<b>-399</b>	86	198.81-251.17	227.64	290.00	199.30

#### STOCKERS - Large and Medium Frame

<b>HEIFERS</b>	<b>Volume</b>	<b>Price Range</b>	<b>Average</b>	<b>Top</b>	<b>Last Week Avg</b>
<b>+900</b>	271	128.67-152.20	142.94	174.00	143.07
<b>800-899</b>	348	145.67-167.14	158.70	179.50	155.25
<b>700-799</b>	704	154.02-179.77	167.60	203.00	162.56
<b>600-699</b>	1,060	150.27-203.06	175.65	229.99	173.26
<b>500-599</b>	665	165.02-212.83	192.34	227.00	185.74
<b>400-499</b>	228	159.86-217.29	191.98	290.00	191.80
<b>300-399</b>	60	159.44-206.18	190.75	230.00	183.47
<b>-299</b>	15	204.43-268.26	224.96	400.00	156.14

At Kawartha Lakes Community Sale Barn, April 28, 2018 – 124 cows, 13 bulls, 63 veal, 43 stockers

	<b>Price Range</b>	<b>Avg.</b>	<b>Top</b>
<b>Cows</b>	56.50-82.50	65.70	84.00
<b>Veal 600+ lbs</b>	86.00-120.00	96.45	140.00
<b>Veal 125 lbs and less</b>	100.00-132.50	111.29	132.50



**Denfield Livestock Exchange Inc., May 1, 2018- 256 Fed Cattle, 22 Veal, 8 Bulls, 81 Cows & 140 Drop Calves**

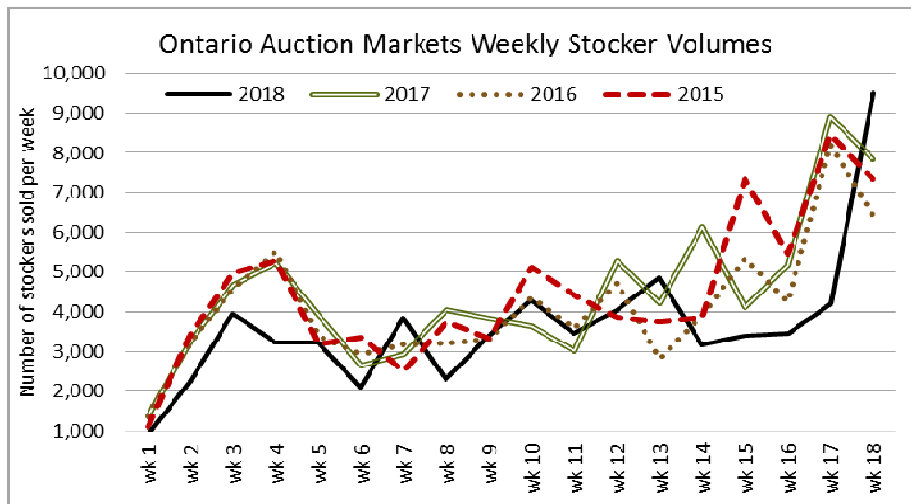
	Price Range	Top		Price Range	Top
Choice steers	150.00-155.00	164.00	Good beef cows	70.00-80.00	89.00
Good steers	145.00-150.00		Good Holstein cows	65.00-75.00	
Choice heifers	150.00-155.00	161.00	D1 & D2 Cows	55.00-60.00	
Good heifers	145.00-150.00		D3 & D4 Cows	45.00-55.00	
Good Holstein veal	105.0-115.00	117.00	Choice drop calves	\$200.00-300.00/hd	\$455.00/hd
Plain & heavy veal	90.00-100.00		Good drop calves	\$100.00-\$200.00/hd	
Good beef bulls	88.00-103.50	120.00	Plain & Newborns	\$40.00-\$100.00/hd	

**At Renfrew Pontiac Livestock Ltd.: May 1, 2018- 10 Replacement Calves, 45 Cows, 8 Bulls**

	Price Range	Top
Replacement Calves	120.00-150.0	250.00
Cows D1 & D2	80.00-90.00	107.00
Cows D3	73.00-80.00	
Cows D4	62.00-72.00	
Bulls	95.00-98.00	109.00

**At Aylmer Stockyards Inc.: May 2, 2018 - 4 stockers, 40 Veal, 155 Cows, 3 Bulls, 9 Fed Cattle**

	Price Range	Average	Top
Cows	40.00-81.99	65.50	81.99
Veal over 600 lbs	91.00-133.00	112.99	133.00



**ONTARIO STOCKER & FEEDER TRADE**

Stocker sale at **Brussels Livestock: April 27, 2018 – 1,872** Stockers

<b>Steers</b>	<b>Price Range</b>	<b>Average</b>	<b>Top</b>	<b>Heifers</b>	<b>Price Range</b>	<b>Average</b>	<b>Top</b>
<b>1000+</b>	151.75-166.50	160.13	172.00	<b>900+</b>	140.00-156.00	150.40	157.00
<b>900-999</b>	159.00-183.00	171.23	183.00	<b>800-899</b>	150.00-167.50	158.33	167.50
<b>800-899</b>	153.50-189.00	172.26	189.00	<b>700-799</b>	154.50-175.00	163.29	175.00
<b>700-799</b>	169.00-207.50	193.11	207.50	<b>600-699</b>	145.00-186.50	167.29	208.00
<b>600-699</b>	170.00-226.50	202.12	227.00	<b>500-599</b>	172.00-211.00	197.67	211.00
<b>500-599</b>	190.00-234.00	219.69	240.00	<b>400-499</b>	166.00-220.00	183.96	290.00
<b>400-499</b>	205.00-245.00	225.00	262.00				
<b>399 or less</b>	215.00-290.00	258.30	290.00				

Stocker sale at: **Temiskaming Livestock Sales, April 30, 2018 – 96** Stockers

<b>Steers</b>	<b>Price Range</b>	<b>Average</b>	<b>Top</b>	<b>Heifers</b>	<b>Price Range</b>	<b>Average</b>	<b>Top</b>
<b>800-899</b>	120.00-170.50	164.19	170.50	<b>600-699</b>	148.00-188.00	171.17	188.00
<b>700-799</b>	143.50-180.50	167.58	180.50	<b>500-599</b>	110.00-189.50	148.63	191.00
<b>600-699</b>	138.00-218.50	188.33	218.50				
<b>500-599</b>	139.00-223.00	191.13	223.00				
<b>400-499</b>	121.00-195.00	160.72	195.00				

Stocker sale at: **Community Livestock Exchange: May 1, 2018 – 101** Stockers

<b>Steers</b>	<b>Price Range</b>	<b>Average</b>	<b>Top</b>	<b>Heifers</b>	<b>Price Range</b>	<b>Average</b>	<b>Top</b>
<b>600-699</b>	102.49-175.00	147.50	206.00	<b>600-699</b>	89.00-185.00	129.20	197.50
<b>500-599</b>	144.99-218.99	183.00	218.99	<b>500-599</b>	164.99-202.00	193.50	202.00
<b>400-499</b>	200.00-235.00	217.70	235.00				

Stocker sale at: **Keady Livestock Market: May 1, 2018 – 1,175** Stockers

<b>Steers</b>	<b>Price Range</b>	<b>Average</b>	<b>Top</b>	<b>Heifers</b>	<b>Price Range</b>	<b>Average</b>	<b>Top</b>
<b>1000+</b>	149.50-165.00	160.35	165.00	<b>900+</b>	149.50-160.75	154.82	160.75
<b>900-999</b>	170.00-181.00	176.07	181.00	<b>800-899</b>	145.00-159.50	156.83	159.50
<b>800-899</b>	175.50-188.25	183.26	188.25	<b>700-799</b>	172.50-183.75	179.72	190.00
<b>700-799</b>	201.25-222.25	216.63	222.25	<b>600-699</b>	179.00-199.00	187.46	199.00
<b>600-699</b>	210.00-229.50	222.15	241.00	<b>500-599</b>	182.00-215.50	198.22	221.50
<b>500-599</b>	219.00-241.00	232.24	241.00	<b>400-499</b>	192.50-225.00	210.82	225.00
<b>400-499</b>	210.00-237.00	224.64	242.00	<b>300-399</b>	223.00-230.00	227.67	230.00
<b>399-</b>	225.00-249.00	233.88	249.00				

Stocker sale at: **Renfrew Pontiac Livestock: May 1, 2018 – 340** Stockers

<b>Steers</b>	<b>Price Range</b>	<b>Average</b>	<b>Top</b>	<b>Heifers</b>	<b>Price Range</b>	<b>Average</b>	<b>Top</b>
<b>800-899</b>	155.00-184.00	173.50	184.00	<b>700-799</b>	94.99-176.00	158.09	176.00
<b>700-799</b>	140.99-191.99	180.69	191.99	<b>600-699</b>	151.00-183.00	173.70	183.00
<b>600-699</b>	151.00-218.00	196.39	218.00	<b>500-599</b>	125.00-200.99	185.20	200.99
<b>500-599</b>	150.00-229.99	207.50	229.99	<b>400-499</b>	130.00-204.99	173.59	204.99
<b>400-499</b>	202.49-242.49	218.40	242.49	<b>300-399</b>	152.49-200.00	171.30	200.00

Stocker sale at **Ontario Livestock Exchange: May 2, 2018 – 620** Stockers

<b>Steers</b>	<b>Price Range</b>	<b>Average</b>	<b>Top</b>	<b>Heifers</b>	<b>Price Range</b>	<b>Average</b>	<b>Top</b>
<b>1000+</b>	152.50-166.50	157.54	166.50	<b>900+</b>	N/T		
<b>900-999</b>	162.50-169.00	164.30	169.00				
<b>800-899</b>	175.00-182.50	181.25	182.50				

Stocker sale at: **Ontario Livestock Exchange, May 3, 2018– 343** Stockers

<b>Steers</b>	<b>Price Range</b>	<b>Average</b>	<b>Top</b>	<b>Heifers</b>	<b>Price Range</b>	<b>Average</b>	<b>Top</b>
<b>700-799</b>	120.00-193.00	168.90	214.00	<b>900+</b>	69.00-122.50	98.28	134.00
<b>600-699</b>	143.00-206.00	188.50	206.00	<b>800-899</b>	126.00-141.00	137.41	141.00
<b>500-599</b>	175.00-210.00	191.65	210.00	<b>700-799</b>	132.00-158.00	146.19	158.00
<b>400-499</b>	117.50-197.50	160.00	197.50	<b>600-699</b>	100.00-160.00	133.94	160.00
				<b>500-599</b>	124.00-162.00	142.47	162.00

Stocker sale at: **Ontario Stockyards Inc. - May 3, 2018– 1,013** Stockers

<b>Steers</b>	<b>Price Range</b>	<b>Average</b>	<b>Top</b>	<b>Heifers</b>	<b>Price Range</b>	<b>Average</b>	<b>Top</b>
<b>1000+</b>	143.00-169.00	152.27	169.00	<b>900+</b>	95.00-161.00	131.48	174.00
<b>900-999</b>	135.00-166.00	155.29	166.00	<b>800-899</b>	129.00-172.00	158.74	172.00
<b>800-899</b>	161.50-184.00	170.77	184.00	<b>700-799</b>	160.00-194.00	172.93	203.00
<b>700-799</b>	170.50-201.50	189.85	201.50	<b>600-699</b>	168.00-199.50	185.42	209.50
<b>600-699</b>	188.00-219.00	204.75	223.00	<b>500-599</b>	175.00-224.50	198.21	224.50
<b>500-599</b>	196.00-234.50	217.06	234.50	<b>400-499</b>	155.00-217.00	193.38	217.00
<b>400-499</b>	195.00-232.00	217.53	262.50	<b>300-399</b>	115.00-205.00	167.70	225.00
<b>399-</b>	215.00-255.00	236.16	255.00	<b>299-</b>	180.00-182.50	181.25	182.50

Stocker sale at: **Ottawa Livestock Exchange, May 3, 2018– 72** Stockers

<b>Steers</b>	<b>Price Range</b>	<b>Average</b>	<b>Top</b>	<b>Heifers</b>	<b>Price Range</b>	<b>Average</b>	<b>Top</b>
<b>600-699</b>	164.00-202.00	183.33	205.00	<b>600-699</b>	154.00-170.00	167.00	170.00
<b>500-599</b>	118.00-215.00	175.17	215.00				
<b>400-499</b>	182.00-238.00	213.40	238.00				

### **ONTARIO STOCKER & FEEDER TRADE SPECIAL SPRING SALES**

Stocker sale at: **Keady Livestock Market, April 27, 2018 - 1,278** Stockers

<b>Steers</b>	<b>Price Range</b>	<b>Average</b>	<b>Top</b>	<b>Heifers</b>	<b>Price Range</b>	<b>Average</b>	<b>Top</b>
<b>1000+</b>	160.00-33 hd			<b>800-899</b>	163.50-179.50	172.33	179.50
<b>900-999</b>	172.25-182.00	178.86	182.00	<b>700-799</b>	168.50-179.25	173.78	179.25
<b>800-899</b>	191.00-206.50	197.94	206.50	<b>600-699</b>	183.00-1203.50	192.75	203.50
<b>700-799</b>	197.50-226.00	215.27	231.00	<b>500-599</b>	177.00-200.00	190.83	200.00
<b>600-699</b>	219.00-237.00	227.82	241.00				
<b>500-599</b>	235.00-243.00	239.27	243.00				

A good offering of grass types sold at prices \$5.00-\$10.00 cwt higher!

Stocker sale at: **Rainy River Cattlemen's Sale- Stratton, April 28, 2018 – 1,535** Stockers

<b>Steers</b>	<b>Price Range</b>	<b>Average</b>	<b>Top</b>	<b>Heifers</b>	<b>Price Range</b>	<b>Average</b>	<b>Top</b>
<b>1000+</b>	80.00-150.00	110.20	150.00	<b>900+</b>	123.99-133.00	127.80	133.00
<b>900-999</b>	110.00-159.00	147.19	159.00	<b>800-899</b>	110.00-165.50	150.09	165.50
<b>800-899</b>	101.00-180.00	157.69	180.00	<b>700-799</b>	129.00-182.00	162.99	182.00
<b>700-799</b>	112.00-197.19	182.69	197.16	<b>600-699</b>	129.00-229.99	173.10	229.99
<b>600-699</b>	146.99-243.00	199.39	243.00	<b>500-599</b>	165.99-208.00	190.99	208.00
<b>500-599</b>	168.99-242.49	215.09	242.49	<b>400-499</b>	150.00-212.99	195.90	212.99
<b>400-499</b>	150.00-241.00	212.69	241.00	<b>300-399</b>	160.00-227.99	213.79	227.99
<b>399-</b>	200.00-250.00	230.69	250.00	<b>299-</b>	212.50-229.99	224.29	229.99
<b>Cows</b>	63.00-116.99	82.19	116.99				

Stocker sale at: **Kawartha Lakes Community Sale Barn, May 2, 2018 – 1,190** Stockers

<b>Steers</b>	<b>Price Range</b>	<b>Average</b>	<b>Top</b>	<b>Heifers</b>	<b>Price Range</b>	<b>Average</b>	<b>Top</b>
<b>900-999</b>	161.00-186.00	180.25	186.00	<b>900+</b>	130.00-166.00	156.58	166.00
<b>800-899</b>	167.00-199.50	185.36	199.50	<b>800-899</b>	164.00-175.00	169.31	175.00
<b>700-799</b>	179.00-215.00	198.64	218.00	<b>700-799</b>	160.00-188.00	169.37	188.00
<b>600-699</b>	189.00-230.00	211.23	241.00	<b>600-699</b>	172.00-196.00	184.46	200.00
<b>500-599</b>	192.50-256.00	218.50	288.00	<b>500-599</b>	164.00-224.00	196.61	227.00
<b>400-499</b>	221.00-280.00	243.23	287.00	<b>400-499</b>	160.00-231.00	200.50	240.00
<b>399-</b>	190.00-280.00	248.61	280.00	<b>300-399</b>	154.00-200.00	184.18	200.00

Peterborough County Cattlemen’s and the Victoria County Beef Farmers Special Spring Stocker Sale- A large offering of stockers sold at steady to higher prices and held up strong through the whole sale. Lots of buyers were present!

Stocker sale at: **Grey Bruce Livestock Co-operative Sale - Wiarton, May 3, 2018- 422** Stockers

<b>Steers</b>	<b>Price Range</b>	<b>Top</b>	<b>Heifers</b>	<b>Price Range</b>	<b>Top</b>
<b>800-1000</b>	150.00-188.00		<b>600-800</b>	196.25-220.00	
<b>700-800</b>	202.00-215.75		<b>500-600</b>	177.00-212.00	
<b>600-700</b>	204.00-224.00		<b>400-500</b>	165.00-219.00	
<b>500-600</b>	206.00-238.00		<b>Guaranteed open</b>		
<b>300-500</b>	185.00-231.00		<b>600-800</b>	169.00-215.50	
			<b>300-600</b>	176.00-216.00	

Top quality grass cattle, including Charolais cross, Red Angus, Black Angus, Hereford, Simmental, Limousin and Gelbveih sold at higher prices for the current market trend!

**LIVE CATTLE EXPORTS-ONTARIO**

	<b>Week ending Apr 14, 2018</b>	<b>Week ending Apr 7, 2018</b>	<b>Year to Date</b>
<b>Total live slaughter cattle</b> exported from Ontario to the U.S.	<b>2,795</b>	<b>2,476</b>	<b>32,983</b>
<b>Steers &amp; Heifers</b>	1,406	1,253	16,135
<b>Cows</b>	1,010	877	13,247
<b>Bulls</b>	379	346	3,601

**QUEBEC ELECTRONIC AUCTION MARKET (F.O.B. THE FEEDLOT)**

	<b>Price</b>	<b>Change from Last Week</b>
On Thursday, May 3, 2018	250.00-253.25	+9.09

**ALBERTA DIRECT TRADE**

Week Ending Thursday, May 3, 2018

<b>Steers</b>	Live	160.75-163.50	Rail <b>FOB</b>	269.00-273.50
<b>Heifers</b>	Live	161.75-163.50	Rail <b>FOB</b>	272.00-273.50

**U.S. TRADE (U.S. funds)**

Week Ending Thursday, May 3, 2018

<b>Choice and Select Steers and Heifers:</b>	Live	118.00-128.50
	Rail	189.00-200.00

**AVERAGE CARCASS WEIGHTS – CANADA**

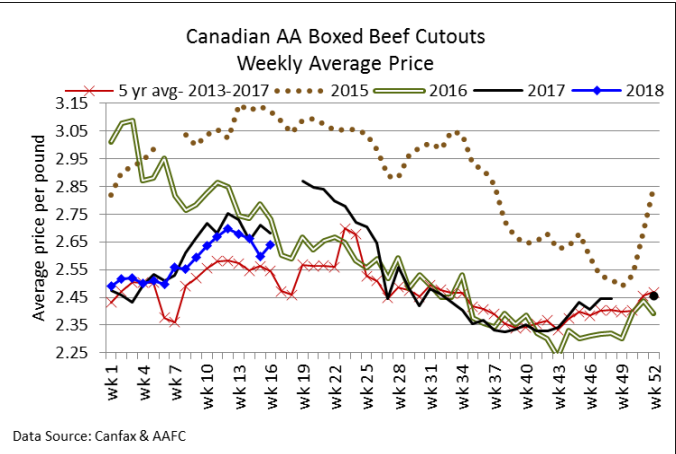
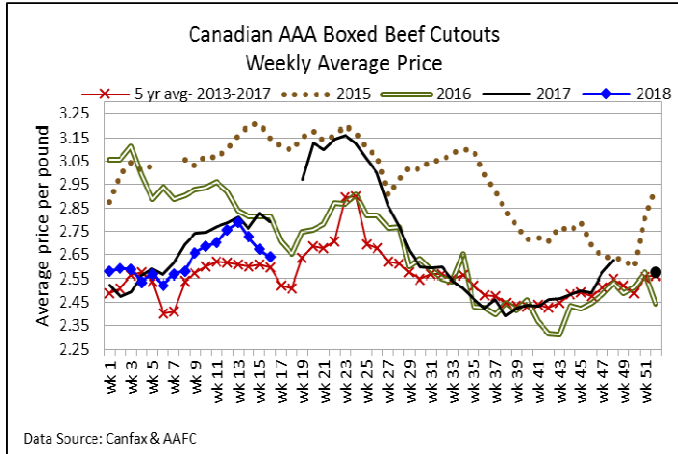
	<b>Steers</b>	<b>Heifers</b>
April 28, 2018	876	821
April 21, 2018	891	820
Apr 29, 2017	857	808

**FEDERALLY INSPECTED CANADIAN PROCESSING**

	Week Ending Apr 28, 2018	# of hd change from week ago	YTD	% Change (Week Ago)	% Change (Year Ago)
<b>Grand Total</b>	62,000	+4,888	908,160	+9%	+7%
<b>Western Slaughter</b>	48,861	+4,521	693,889	+10%	+9%
<b>Eastern Slaughter</b>	13,146	+367	214,271	+3%	+2%

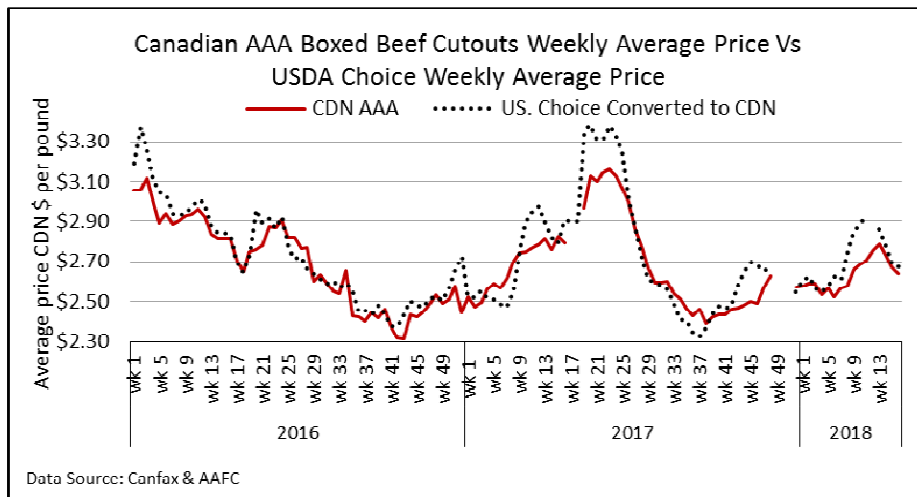
**USDA ESTIMATED CATTLE PROCESSING VOLUME**

	Week Ending May 5, 2018	Previous Week	Year Ago
<b>Grand Total</b>	647,000	623,000	615,000



**CANADIAN BOXED BEEF CUT-OUT VALUES**

Week Ending	AAA	AA
April 20, 2018	2.6398	2.5711
April 13, 2018	2.6726	2.5968
April 6, 2018	2.7274	2.6619
March 30, 2018	2.7890	2.6791



**U.S. BOXED BEEF CUT-OUT VALUES (U.S. funds)**

	Choice 600-900	Select 600-900
<b>Current Five Day Average:</b>	225.49	206.65

### LIVE CATTLE – CANADA

<b>IMPORTS</b>		<i>Import % change from 2017 YTD</i>	<b>EXPORTS</b>		<i>Export % change from 2017 YTD</i>
<i>Jan 1- Mar 31/18</i>			<i>Jan 1-Apr 21/18</i>		
Pure bred	1,661	+45%	Slaughter steers & heifers	83,575	-15%
Non-pure bred	26,974	+88%	Feeder steers & heifers	77,487	+32%
			Cows & Bulls	40,397	-33%

### BEEF EXPORTS – CANADA

<b>United States</b>		<i>Change from last year YTD</i>	<b>Mexico</b>		<i>Change from last year YTD</i>
<i>Jan 1- Mar 31/18</i>			<i>Jan 1- Mar 31/18</i>		
Total	65,350 tonnes	+14% or +8,197 tonnes	3,493 tonnes		-12% or -456 tonnes

### BEEF PRODUCTION – CANADA

	<i>Jan 1 – Apr 28/18</i>	<i>Last Year Same Time</i>	<i>% Change</i>
Fed	289,678 tonnes	271,249 tonnes	+7%
Non-fed	61,477 tonnes	55,989 tonnes	+10%

### BEEF IMPORTS – CANADA

	<i>Jan 1 – Apr 28/18</i>	<i>Last Year Same Time</i>	<i>% Change</i>
United States	39,276 tonnes	40,953 tonnes	-4%
Non-NAFTA	21,590 tonnes	18,198 tonnes	+19%
EU-28 (beef/veal total)	588 tonnes	534 tonnes	+10%
Total	63,929 tonnes	61,834 tonnes	+3%

### CHICAGO MERCANTILE EXCHANGE

Closing quotes on futures today were as follows:

<b>Live Cattle</b>		<b>Feeder Cattle</b>		<b>Corn</b>		<b>Soybeans</b>		<b>Canadian \$</b>	
<b>Jun</b>	106.05 -0.47	<b>May</b>	140.40 -0.40	<b>May</b>	3.986 -0.6	<b>May</b>	10.272 -16.0	<b>Spot</b>	77.78 -0.04
<b>Aug</b>	105.07 -0.45	<b>Aug</b>	146.32 -0.25	<b>Jul</b>	4.062 -1.6	<b>Jul</b>	10.366 -16.4	<b>Jun</b>	77.84 -0.04
<b>Oct</b>	108.45 -0.52	<b>Sep</b>	146.77 -0.27	<b>Sep</b>	4.136 -1.6	<b>Aug</b>	10.400 -16.2	<b>Sep</b>	77.99 -0.03
<b>Dec</b>	112.65 -0.60	<b>Oct</b>	147.00 -0.27	<b>Dec</b>	4.210 -1.2	<b>Sep</b>	10.382 -14.0	<b>Dec</b>	78.13 -0.03
<b>Feb</b>	114.85 -0.22	<b>Nov</b>	147.35 -0.12	<b>Mar</b>	4.284 -1.4	<b>Nov</b>	10.372 -12.2	<b>Mar</b>	78.26 -0.03
<b>Apr</b>	115.90 -0.15	<b>Jan</b>	143.77 -0.02	<b>May</b>	4.330 -1.2	<b>Jan</b>	10.410 -12.4	<b>Jun</b>	78.38 -0.02

Beef Farmers of Ontario, 130 Malcolm Road, Guelph, ON N1K 1B1 Phone: (519) 824-0334 Fax: (519) 824-9161 or email: [markets@ontariobeef.com](mailto:markets@ontariobeef.com)

### ONTARIO STOCKER & FEEDER TRADE UPCOMING SPECIAL SALES

Date	Time	Location	Kind
May 5	10:00 am	Thessalon-Algoma Co-op Livestock Sales	Spring Stocker Sale
May 5	11:00 am	Denfield Livestock Exchange	Spring Stockers & Bred Cows & Cow/Calf Pairs
May 8	11:00 am	Ontario Stockyards Inc	Special Spring All Vaccinated Stocker Sale
May 16	10:00 am	Kawartha Lakes Community Sale Barn	Spring Stocker Sale
May 25	5:00 pm	Keady Livestock Market	Bred Cows, Cow/Calf Pairs, Breeder Bulls
May 26	11:00 am	Denfield Livestock Exchange	Spring Stockers & Bred Cows & Cow/Calf Pairs
May 30	2:00 pm	Vankleek Hill Livestock Exchange	Spring Stocker Sale

### Comments for the week ending May 3, 2018

Lighter receipts of 314 fed steers and heifers were sold through auction markets this week down 237 head from last week and 461 less than the same time last year. Fed steers sold from \$129.90-\$156.16 with a weekly weighted average price of \$147.05 up \$4.51 from last week but \$20.80 below year ago prices. Heifers ranged from \$134.15-\$153.19 averaging \$144.47 up \$1.54 from last week and \$24.32 lower than last year at this time. Auction markets reported a good demand with active trading. Prices started out at \$3.00-\$5.00 higher. As the week progressed, trade was \$4.00-\$6.00 higher on the better kinds, with all others selling stronger. The market ended the week with prices up \$4.00-\$5.00 cwt.

Ontario railgrade prices started out the previous Friday at fully steady prices, with steers from \$243.00-\$245.00 dressed and heifers \$242.00-\$244.00, with delivery into the second week of May. On Monday, prices were sharply higher with steers trading from \$253.00-\$255.00 dressed and heifers \$252.00-\$255.00. Prices held steady for the remainder of the week. This week's average prices are up \$6.75 for steers and \$7.50 for heifers, from last week on average. Compared to last year at this time prices are \$32.50 lower.

2,435 cows sold through auction markets this week down 250 head from last week and 373 more than the same week last year. Cows ranged from \$54.61-\$77.46 with a weekly weighted average price of \$65.40 down \$0.70 from last week and \$17.55 below year ago prices. Auction markets reported a good demand with prices anywhere from barely steady to steady and strong.

A larger run of stocker and feeder cattle were on offer this week at auction markets with a total 9,501 head sold, with a vast majority of the cattle between 500-800 lbs. This week's volume is up 5,278 head from last week and 1,665 more than the same week last year. This week's volume sold is the largest weekly volume reported since the week ending Oct 26, 2017, and the largest spring weekly volume since May 2, 2013. Auction markets reported a good strong demand for the grass types this week with prices steady and strong, to \$3.00-\$10.00 higher. Lighter calves were steady to firm and up to \$2.00-\$3.00 higher. Heavier/yearling types were steady to strong, up to \$2.00-\$3.00 higher early week. As the week progressed trade was reported as steady, but ended the week under pressure on the heaviest cattle. Actual average prices for steers 400-500 lbs were down \$6.64 from last week on average, steers 500-600 lbs up \$6.65, 600-700 lbs up \$7.70, 700-800 lbs up \$7.22, 800-900 lbs down \$0.11, 900-1000 lbs up \$9.87 and steers 1000 lbs plus averaged \$4.66 lower than last week. Heifers 300-400 lbs were up \$7.28 from last week on average, 400-500 lbs up \$0.18, 500-600 lbs up \$6.60, 600-700 lbs up \$2.39, 700-800 lbs up \$5.04, 800-900 lbs up \$3.45 and heifers 900 lbs plus were down \$0.13 from last week on average.

The Quebec electronic market this week ranged from \$250.00-\$253.25 dressed, up \$9.09 from last week, on average.

Alberta direct trade this week was active. Canfax reports: "dressed sales ranged from 272.00-275.00 delivered. Sales are steady to a couple dollars higher than the previous week. Most of the cattle that traded this week sold locally however there were a couple loads of cattle marketed into the US. Sales to the US were comparable with local sales. Historically strong basis levels and small profits on the cattle being sold right now encouraged producers to market cattle. Sale volumes are shaping up to be rather large this week."

The US cash cattle trade for the week ending April 27<sup>th</sup>, did not develop until late Friday afternoon and into the evening, but at stronger prices. The USDA Mandatory Price Report for the week listed live sales from \$118.00-\$128.00 with steers averaging \$123.73 up \$2.02 from the previous week on average, while heifers averaged \$123.43 up \$1.93. On the rail prices ranged from \$186.00-\$199.00 with steers averaging \$196.21 up \$4.37 from the previous week on average, while heifers averaged \$194.67 up \$2.97.

This week, At the Fed Cattle Exchange online auction in the US Wednesday morning, there were 2,982 head of fed steers and heifers on offer. Out of the 15 lots on offer, only 4 lots sold totaling 413 head, with final sales noted from \$122.25-\$122.50. On the cash market, Tuesday saw a few sales from \$118.00-\$125.00 live, while the north ranged from \$188.00-\$197.00 dressed with a good number of the trade for delayed delivery, but not enough sold to establish a market. Thursday a moderate trade developed in the south with prices from \$118.00-\$128.50 live, mostly \$125.50-\$126.00 up around \$3.00 from last week's southern trade. A light test in the north ranged from \$189.00-\$200.00 dressed, which is steady to slightly higher, with a delayed delivery on many at around \$195.00 dressed. At time of reporting, there are still cattle left to sell in the north while the south appears be finished for the week. Asking prices are sitting at \$128.00 plus live and \$200.00 plus dressed. A light test has surfaced at \$126.00 live, steady to \$2.00 higher than last week. Bids are sitting from \$195.00-\$196.00 dressed but no deals have surfaced. Asking prices are reported at \$200.00 plus dressed. Moderate trade should develop in the north at any time.