



Weekly Market Information Report for the week ending Thursday May 10, 2018

The following information is collected from various sources and disseminated by Beef Farmers of Ontario.

ONTARIO DIRECT TO PACKER RAILGRADE CATTLE TRADE

Prices are on a carcass weight basis before grade and weight discounts. Weekly Range:

A Grade Steers	243.00-255.00
A Grade Heifers	242.00-255.00

ONTARIO LIVE CATTLE TRADE

Ontario auction sales this week saw weighted average price ranges for:

FED CATTLE	Volume	Price Range	Average	Top	Last Week Avg
Large Frame Steers +1250	106	145.94-157.51	152.04	166.00	143.52
Medium Frame Steers +1250	93	147.13-155.12	151.93	160.00	136.37
Large & Medium Frame Steers +1250	199	146.15-156.31	152.00	166.00	147.05
Large Frame Heifers +1000	130	144.98-157.85	152.46	165.50	145.78
Medium Frame Heifers +1000	83	133.82-153.34	145.76	157.50	141.11
Large & Medium Frame Heifers +1000	213	140.81-157.75	150.43	165.50	144.47
Cows - All Weights	1,944	55.36-79.01	67.33	136.00	65.40
Bulls - All Weights	124	80.16-107.92	92.99	150.00	89.23

STOCKERS - Large and Medium Frame

STEERS	Volume	Price Range	Average	Top	Last Week Avg
1000+	604	157.49-170.32	163.51	185.00	156.15
900-999	658	153.75-175.09	169.29	205.00	171.14
800-899	614	169.30-195.86	183.46	210.25	179.41
700-799	750	161.37-203.90	191.75	223.00	199.21
600-699	798	186.93-237.34	217.05	257.00	210.30
500-599	504	185.79-242.54	220.59	268.00	216.46
400-499	299	188.13-244.51	225.48	266.00	219.44
-399	79	197.84-235.71	221.58	285.00	227.64

STOCKERS - Large and Medium Frame

HEIFERS	Volume	Price Range	Average	Top	Last Week Avg
+900	209	136.77-156.08	149.73	162.50	142.94
800-899	323	148.28-167.95	161.06	179.00	158.70
700-799	570	149.69-182.32	169.66	193.00	167.60
600-699	711	155.76-191.29	177.00	210.99	175.65
500-599	583	154.96-208.04	186.39	229.00	192.34
400-499	298	152.88-208.93	185.74	233.99	191.98
300-399	73	154.61-211.37	185.52	249.00	190.75
-299	14	161.96-209.11	186.98	230.00	224.96

At Kawartha Lakes Community Sale Barn, May 5, 2018 – 104 cows, 12 bulls, 41 veal, 59 stockers

	Price Range	Avg.	Top
Cows	54.00-78.00	65.15	84.00
Veal 126-300 lbs	67.50-272.50	117.90	272.50
Veal 125 lbs and less	75.00-200.00	92.28	200.00

Denfield Livestock Exchange Inc., May 8, 2018- 201 Fed Cattle, 23 Veal, 8 Bulls, 60 Cows & 114 Drop Calves

	Price Range	Top		Price Range	Top
Choice steers	155.00-160.00		Good beef cows	75.00-85.00	89.00
Good steers	150.00-155.00		Good Holstein cows	70.00-80.00	
Choice heifers	155.00-160.00	172.25	D1 & D2 Cows	60.00-70.00	
Good heifers	150.00-155.00		D3 & D4 Cows	50.00-60.00	
Good Holstein veal	110.00-120.00		Choice drop calves	\$250.00-\$325.00/hd	\$480.00/hd
Plain & heavy veal	90.00-105.00		Good drop calves	\$180.00-\$225.00/hd	
Good beef bulls	85.00-96.00	117.00	Plain & Newborns	\$75.00-\$170.00/hd	

At Renfrew Pontiac Livestock Ltd.: May 8, 2018- 2 Replacement Calves, 53 Cows, 6 Bulls

	Price Range	Top
Replacement Calves	120.00-140.00	
Cows D1 & D2	80.00-92.00	
Cows D3	73.00-82.00	
Cows D4	65.00-74.00	
Bulls	95.00-98.00	105.00

At Aylmer Stockyards Inc.: May 9, 2018 - 49 stockers, 56 Veal, 185 Cows, 5 Bulls, 21 Fed Cattle

	Price Range	Average	Top
Fed Heifers, Dairy & Dairy Cross	71.99-111.00	94.49	111.00
Cows	42.99-90.00	71.89	90.00
Veal over 600 lbs	70.99-137.00	111.49	137.00

ONTARIO STOCKER & FEEDER TRADE

Stocker sale at Brussels Livestock: May 4, 2018 - 1,666 Stockers

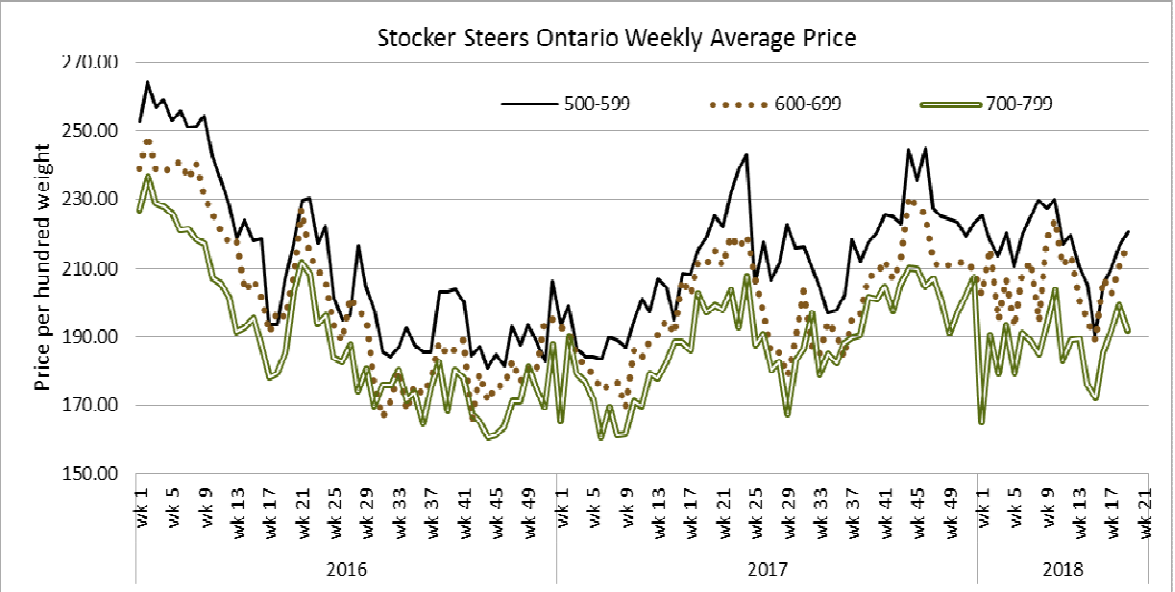
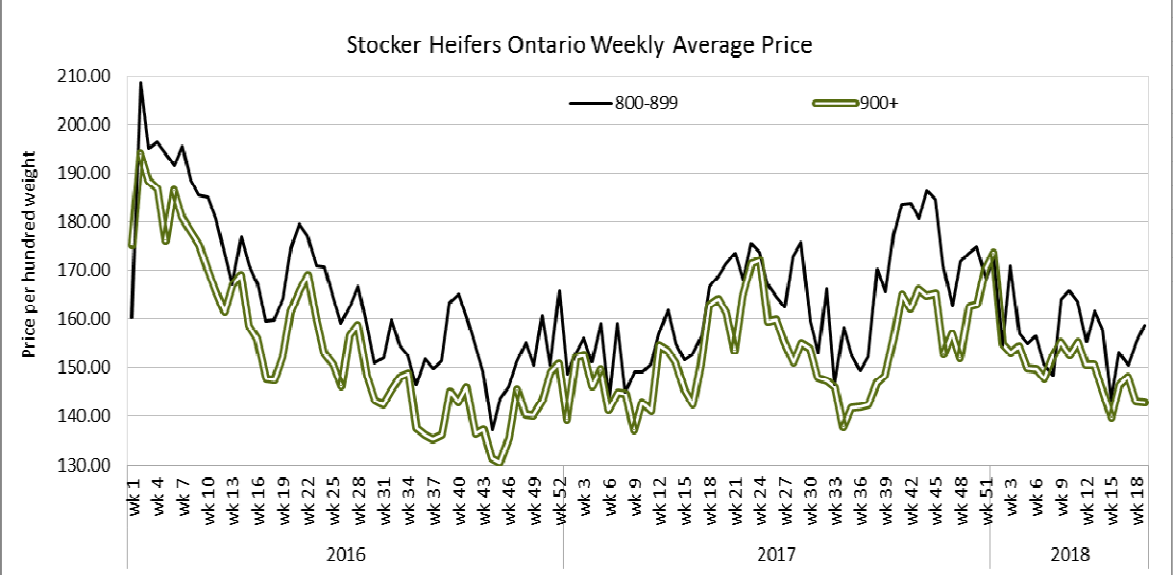
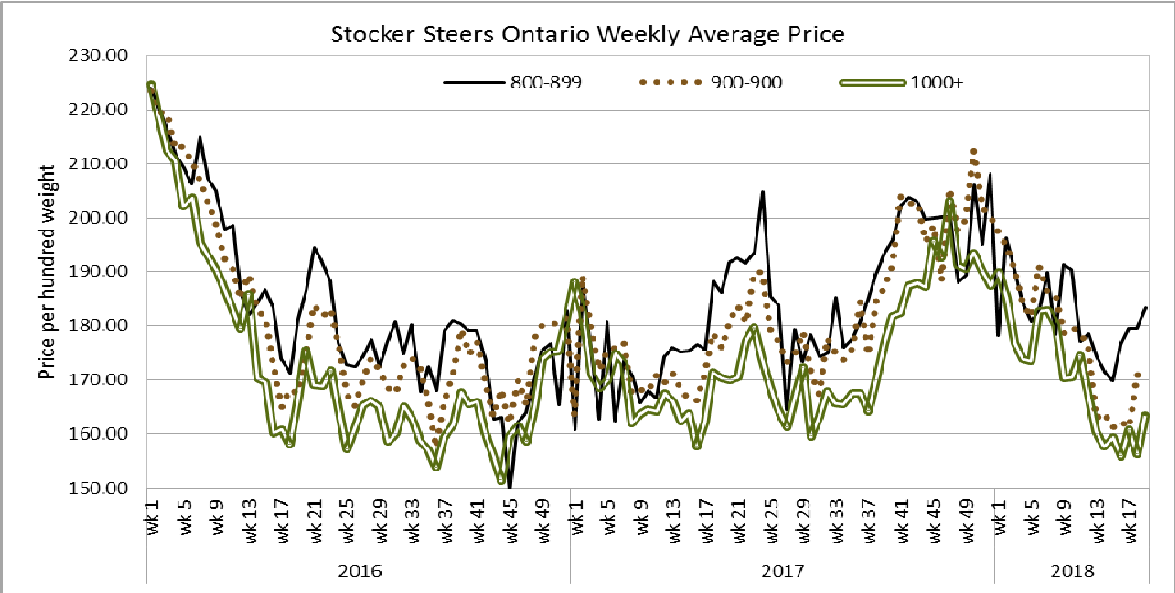
Steers	Price Range	Average	Top	Heifers	Price Range	Average	Top
1000+	154.00-168.25	163.45	168.25	900+	141.50-159.50	153.63	162.50
900-999	161.00-171.00	167.54	174.25	800-899	155.00-167.25	162.06	171.00
800-899	164.50-186.25	173.60	189.00	700-799	152.00-178.00	169.85	182.00
700-799	160.00-198.00	185.40	219.50	600-699	167.00-192.00	180.38	199.00
600-699	192.00-239.50	215.66	239.50	500-599	167.00-215.00	191.96	215.00
500-599	200.00-232.00	215.72	250.00	400-499	155.00-195.00	169.21	216.00
400-499	222.00-244.00	236.89	250.00	300-399	125.00-225.00	183.56	230.00
399 or less	220.00-262.00	244.50	285.00	299-	150.00-230.00	190.00	230.00

Stocker sale at: Community Livestock Exchange: May 8, 2018 - 184 Stockers

Steers	Price Range	Average	Top	Heifers	Price Range	Average	Top
600-699	114.99-221.49	193.30	221.49	600-699	107.49-198.99	173.99	198.99
500-599	117.50-222.50	193.70	222.50	500-599	105.00-202.00	170.30	202.00
400-499	119.99-222.99	188.99	222.99	400-499	114.99-222.00	174.50	222.00

Stocker sale at: Keady Livestock Market: May 8, 2018 - 1,591 Stockers

Steers	Price Range	Average	Top	Heifers	Price Range	Average	Top
1000+	145.00-161.00	156.39	161.00	900+	141.00-145.00	141.33	145.00
900-999	171.50-192.25	179.95	192.25	800-899	153.00-170.50	165.13	170.50
800-899	180.75-210.25	197.24	210.25	700-799	166.00-181.00	173.28	181.00
700-799	181.00-212.00	203.15	212.00	600-699	167.00-191.00	176.46	208.00
600-699	205.50-237.50	226.38	237.50	500-599	161.00-208.50	188.35	213.00
500-599	211.00-248.00	228.88	248.00	400-499	165.00-212.50	191.34	222.50
400-499	192.50-251.00	225.82	251.00	300-399	182.50-222.50	200.82	227.50
399-	202.50-232.50	221.67	232.50	Cows	52.00-80.00	71.06	80.00



Stocker sale at: **Renfrew Pontiac Livestock: May 8, 2018 – 237** Stockers

Steers	Price Range	Average	Top	Heifers	Price Range	Average	Top
700-799	112.50-198.99	180.40	198.99	700-799	143.99-183.00	166.70	183.00
600-699	125.00-225.99	200.89	225.99	600-699	157.00-179.00	171.79	179.00
500-599	166.99-229.00	216.69	229.00	500-599	139.99-196.99	181.20	196.99
400-499	198.99-227.49	216.10	227.49	400-499	130.00-206.99	184.80	206.99
399-	175.00-229.99	218.00	229.99	300-399	142.50-202.49	187.40	202.49

Stocker sale at **Ontario Livestock Exchange: May 9, 2018 – 438** Stockers

Steers	Price Range	Average	Top	Heifers	Price Range	Average	Top
1000+	162.00-173.50	165.83	173.50	900+	N/T		
900-999	174.00-178.50	176.72	178.50				
800-899	181.00-194.00	191.91	194.00				
700-799	184.00-197.00	192.40	197.00				

Stocker sale at: **Ontario Livestock Exchange, May 10, 2018– 183** Stockers

Steers	Price Range	Average	Top	Heifers	Price Range	Average	Top
800-899	150.00-190.00	159.95	190.00	900+	122.50-162.00	147.81	162.00
700-799	140.00-168.00	159.92	184.00	800-899	128.00-167.50	149.75	167.50
600-699	119.00-165.00	141.14	165.00	700-799	150.00-157.00	155.56	157.00
500-599	174.00-220.00	196.18	220.00	600-699	135.00-172.50	159.36	172.50

Stocker sale at: **Ontario Stockyards Inc. - May 10, 2018– 238** Stockers

Steers	Price Range	Average	Top	Heifers	Price Range	Average	Top
800-899	165.00-174.00	171.68	174.00	900+	145.00-155.00	152.73	155.00
700-799	150.00-189.00	177.72	189.00	700-799	145.00-174.00	164.42	174.00
600-699	180.00-214.00	197.04	214.00	600-699	137.50-177.00	162.73	177.00
500-599	170.00-221.00	191.37	221.00	500-599	127.50-167.50	150.02	181.00
400-499	170.00-230.00	207.14	230.00	400-499	160.00-195.00	185.22	195.00
399-				300-399	140.00-217.50	168.75	217.50

Stocker sale at: **Ottawa Livestock Exchange, May 10, 2018– 165** Stockers

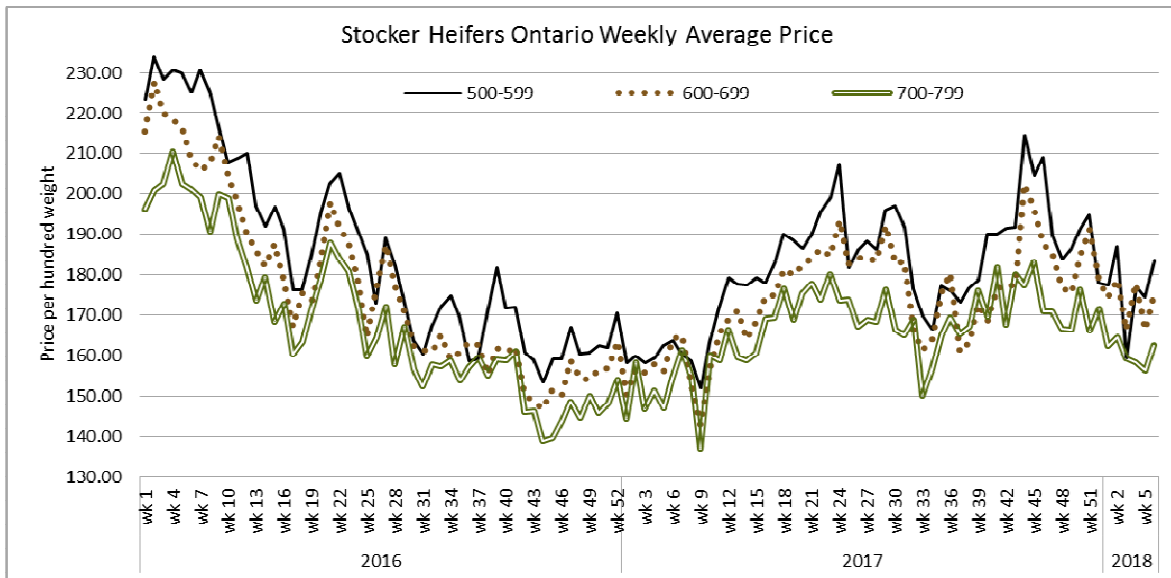
Steers	Price Range	Average	Top	Heifers	Price Range	Average	Top
700-799	155.00-186.00	172.44	186.00	600-699	152.00-180.00	169.70	180.00
600-699	140.00-217.00	182.38	217.00	500-599	152.00-196.00	166.62	200.00
500-599	175.00-219.00	192.05	234.00	400-499	132.00-186.00	158.41	196.00
400-499	177.00-257.00	218.33	257.00				
399-	217.00-242.00	232.83	242.00				

ONTARIO STOCKER & FEEDER TRADE SPECIAL SPRING SALES

Stocker sale at: **Community Livestock Exchange, May 4, 2018 – 1,004** Stockers

Steers	Price Range	Average	Top	Heifers	Price Range	Average	Top
900-999	131.00-172.99	167.59	172.99	800-899	139.99-168.99	162.90	168.99
800-899	157.49-190.50	176.29	190.50	700-799	119.99-189.99	170.70	189.99
700-799	114.99-212.00	193.99	212.00	600-699	114.99-210.99	185.60	210.99
600-699	125.00-232.50	206.89	232.50	500-599	135.00-229.00	203.79	229.00
500-599	145.99-256.00	222.99	256.00	400-499	130.00-233.99	204.59	233.99
400-499	162.50-264.99	246.60	264.99				

There was a strong offering of 1004 consisting of 613 steers and 391 heifers. Bidding was steady and sustained through the entire sale. Steer prices were in line with the general Ontario market while heifer prices generally outpaced the Ontario market. Demand was strong for grass eligible cattle.



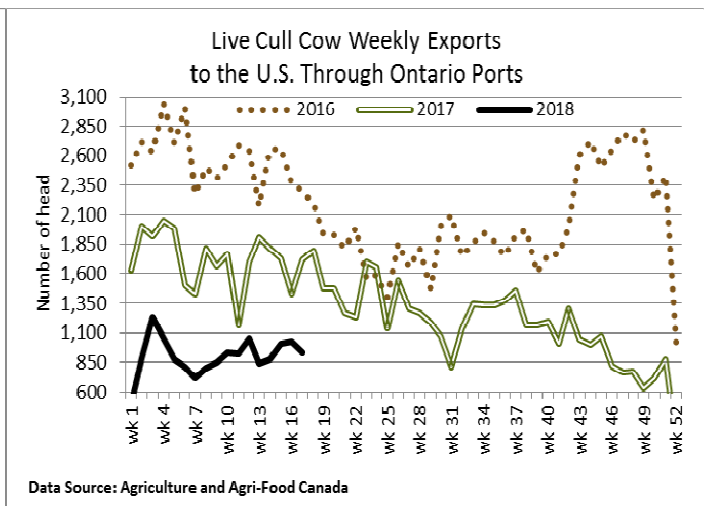
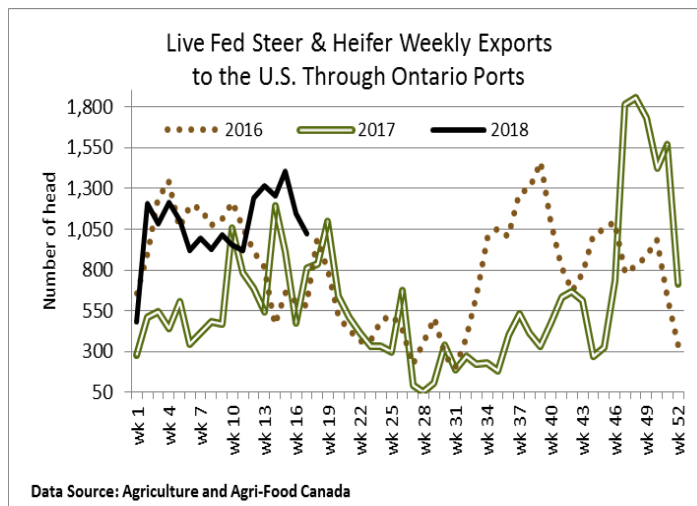
Stocker sale at: **Thessalon-Algoma Co-op Livestock Sales- May 5, 2018- 178 Stockers, 14 cull cows, 19 Bred cows & cow/calf pairs**

Steers	Price Range	Heifers	Price Range
800-900	171.50-192.50	700-800	170.00-180.00
700-800	180.00-223.00	600-700	150.00-165.00
600-700	180.00-221.00	500-600	141.00-159.00
500-600	165.00-196.00	400-500	156.00-176.00
400-500	170.00-201.00	Cull Cows	50.00-63.50
Cow/Calf Pairs	\$1225.00-\$1350.00/head	Bred Cows	\$790.00-\$1250.00/head

Stocker sale at: **Ontario Stockyards: May 8, 2018 – 1,260 Stockers**

Steers	Price Range	Average	Top	Heifers	Price Range	Average	Top
1000+	162.00-169.00	166.96	169.00	900+	156.50-18 hd		
900-999	160.00-181.75	171.51	181.75	800-899	147.50-173.00	162.16	179.00
800-899	169.00-184.50	176.50	189.00	700-799	159.00-185.00	169.13	193.00
700-799	167.50-203.00	189.09	223.00	600-699	157.00-193.00	177.32	205.00
600-699	215.00-257.00	229.59	257.00	500-599	182.50-214.00	196.14	214.00
500-599	222.00-268.00	247.19	268.00	400-499	192.50-222.00	207.19	231.00
400-499	217.50-256.00	240.76	266.00	300-399	167.50-210.00	187.88	210.00
399-	251.00-262.00	254.56	262.00				

A good strong sale with grass cattle selling higher, with all others fully steady.



Data Source: Agriculture and Agri-Food Canada

Data Source: Agriculture and Agri-Food Canada

LIVE CATTLE EXPORTS-ONTARIO

	Week ending Apr 28, 2018	Week ending Apr 21, 2018	Year to Date
Total live slaughter cattle exported from Ontario to the U.S.	2,325	2,542	37,850
Steers & Heifers	1,022	1,145	18,302
Cows	932	1,027	15,206
Bulls	371	370	4,342

QUEBEC ELECTRONIC AUCTION MARKET (F.O.B. THE FEEDLOT)

	Price	Change from Last Week
On Thursday, May 10, 2018	251.50-255.00	+1.55

ALBERTA DIRECT TRADE

Week Ending Thursday, May 10, 2018

Steers	Live	156.25-157.00	Rail FOB	260.50-267.50
Heifers	Live	157.00	Rail FOB	260.50-267.50

U.S. TRADE (U.S. funds)

Week Ending Thursday, May 10, 2018

Choice and Select Steers and Heifers:	Live	117.00-126.00
	Rail	188.00-200.00

AVERAGE CARCASS WEIGHTS – CANADA

	Steers	Heifers
May 5, 2018	870	820
April 28, 2018	876	821
May 6, 2017	859	789

FEDERALLY INSPECTED CANADIAN PROCESSING

	Week Ending	# of hd change from	YTD	% Change	% Change
	May 5, 2018	week ago		(Week Ago)	(Year Ago)
Grand Total	58,085	-3,915	966,245	-6%	+7%
Western Slaughter	44,904	-3,957	738,793	-8%	+9%
Eastern Slaughter	13,181	+35	227,452	+0%	+2%

USDA ESTIMATED CATTLE PROCESSING VOLUME

	Week Ending	Previous Week	Year Ago
	May 12, 2018		
Grand Total	645,000	647,000	619,000

CANADIAN BOXED BEEF CUT-OUT VALUES

Week Ending	AAA	AA
April 20, 2018	2.6398	2.5711
April 13, 2018	2.6726	2.5968
April 6, 2018	2.7274	2.6619

U.S. BOXED BEEF CUT-OUT VALUES (U.S. funds)

	Choice	Select
	600-900	600-900
Current Five Day Average:	230.08	209.74

LIVE CATTLE – CANADA

IMPORTS			Import % change from 2017 YTD	EXPORTS		Export % change from 2017 YTD
Jan 1- Mar 31/18				Jan 1-Apr 28/18		
Pure bred	1,661		+45%	Slaughter steers & heifers	90,454	-12%
Non-pure bred	26,974		+88%	Feeder steers & heifers	85,467	+34%
				Cows & Bulls	43,393	-32%

BEEF EXPORTS – CANADA

United States		Change from last year YTD	Mexico	Change from last year YTD
Jan 1- Mar 31/18			Jan 1- Mar 31/18	
Total	65,350 tonnes	+14% or +8,197 tonnes	3,493 tonnes	-12% or -456 tonnes

BEEF PRODUCTION – CANADA

	Jan 1 – May 5/18	Last Year Same Time	% Change
Fed	308,082 tonnes	288,965 tonnes	+7%
Non-fed	64,952 tonnes	58,570 tonnes	+11%

BEEF IMPORTS – CANADA

	Jan 1 – May 5/18	Last Year Same Time	% Change
United States	42,012 tonnes	43,356 tonnes	-3%
Non-NAFTA	22,947 tonnes	18,910 tonnes	+21%
EU-28 (beef/veal total)	592 tonnes	540 tonnes	+10%
Total	68,094 tonnes	65,026 tonnes	+5%

CHICAGO MERCANTILE EXCHANGE

Closing quotes on futures today were as follows:

Live Cattle		Feeder Cattle		Corn		Soybeans		Canadian \$	
Jun	107.62 +0.10	May	138.42 -0.17	May	3.896 -5.0	May	9.946 -18.4	Spot	78.19 -0.19
Aug	104.42 +0.12	Aug	143.90 -0.05	Jul	3.964 -5.4	Jul	10.032 -18.0	Jun	78.24 -0.19
Oct	107.47 +0.22	Sep	143.97 -0.15	Sep	4.050 -5.2	Aug	10.072 -17.4	Sep	78.39 -0.19
Dec	111.80 +0.07	Oct	144.47 -0.27	Dec	4.144 -5.0	Sep	10.100 -17.2	Dec	78.51 -0.20
Feb	114.60 +0.07	Nov	144.92 -0.27	Mar	4.232 -4.6	Nov	10.142 -16.6	Mar	78.63 -0.20
Apr	115.02 -0.05	Jan	141.50 -0.35	May	4.280 -4.6	Jan	10.190 -19.6	Jun	78.74 -0.21

Beef Farmers of Ontario, 130 Malcolm Road, Guelph, ON N1K 1B1 Phone: (519) 824-0334 Fax: (519) 824-9161 or email: markets@ontariobeef.com

ONTARIO STOCKER & FEEDER TRADE UPCOMING SPECIAL SALES

Date	Time	Location	Kind
May 16	10:00 am	Kawartha Lakes Community Sale Barn	Spring Stocker Sale
May 25	5:00 pm	Keady Livestock Market	Bred Cows, Cow/Calf Pairs, Breeder Bulls
May 26	11:00 am	Denfield Livestock Exchange	Spring Stockers & Bred Cows & Cow/Calf Pairs
May 30	2:00 pm	Vankleek Hill Livestock Exchange	Spring Stocker Sale

Comments for the week ending May 10, 2018

There were 412 fed steers and heifers sold through auction markets this week up 98 from last week but 165 less than last year at this time. Fed steers sold from \$146.15-\$156.31 averaging \$152.00 up \$4.95 from last week but \$25.11 below year ago prices. The fed heifers ranged from \$140.81-\$157.75 averaging \$150.43 up \$5.96 from last week and \$23.02 below year ago prices. Auction markets reported trade as active with prices \$4.00-\$5.00 cwt higher. By Wednesday the market was fully steady to the week's increases and by Thursday the market was up \$2.00-\$3.00 cwt.

Ontario railgrade prices were steady to the increases reported last week with steers trading from \$253.00-\$255.00 dressed, with heifers from \$252.00-\$255.00. Prices have held fully steady the entire week at these levels. This week's average prices were up \$3.25 for steers and \$3.00 for heifers, compared to last week's averages, but \$43.00 below this time last year.

Lighter receipts of 1,944 cull cows were on offer this week at auction markets, down 491 head from last week and 206 less than this time last year. Cows ranged from \$55.36-\$79.01 averaging \$67.30 up \$1.93 from last week on average, but \$18.60 below this time last year. Auction markets reported an excellent demand with prices starting out steady to \$5.00 higher. Beef cows were noted as \$5.00 higher while Holsteins were steady by one auction market. As the week progressed, prices were fully steady to \$2.00-\$4.00 cwt higher, on a very active trade.

This week's Canadian Boxed Beef Report by Kevin Grier notes in last week's overview: "The cutout jumped about \$5.00 cwt in the U.S. last week on very robust gains on the middles. The cutout increased in Canada but by less than in the U.S. The loin did not explode like it did in the U.S. Demand was very good in the U.S. but just ok in Canada. The week started quiet and ended quiet but there was good action on Tuesday and Wednesday." Reporting on Canadian buyer activity Kevin notes: "Retail demand has finally picked up but there continues to be very little fill in or spot business to fill holes. Foodservice buys are finally showing some strength. Father's Day buying is done and now the focus is on Dominion Day. Father's Day should be strong for beef. In fact it appears that June overall is going to be a beef month on the flyers. The expectation is that Victoria Day beef features are going to be very strong. Nobody wants to be beat on that weekend."

There were 7,087 stocker and feeder cattle sold through auction markets this week down 2,414 from last week's extremely large offering, and 697 less than this time last year. Auction markets reported continued strong demand for grass cattle this week with prices steady to stronger, up to \$3.00-\$5.00 higher early week. As the week progressed the market was steady to higher on the good quality with second cut cattle trading under pressure. Heavy cattle were reported as steady on good quality but the medium quality cattle were trading under pressure also. Yearling steers ended the week noted as active and stronger. By Thursday the market was active at steady, with medium quality mostly steady. This week's average prices for steers 400-500 lbs averaged \$6.04 higher than last week, 500-600 lbs up \$4.13, 600-700 lbs up \$6.75, 700-800 lbs down \$7.46, 800-900 lbs up \$4.05, 900-1000 lbs down \$1.85 and steers 1000 lbs plus averaged \$7.36 higher than last week on average. Heifers from 300-400 lbs were down \$5.23 from last week on average, 400-500 lbs down \$6.24, 500-600 lbs down \$5.95, 600-700 lbs up \$1.358, 700-800 lbs up \$2.06, 800-900 lbs up \$2.36 and heifers 900 lbs plus averaged \$6.79 stronger than last week, on average.

The Quebec electronic market this week ranged from \$251.50-\$255.00 dressed, up \$1.55 from last week, on average.

Alberta direct trade, developed on Wednesday, with dressed sales ranging from \$264.00-\$269.00 delivered on a dressed basis, down \$7.00-8.00 from last week with delivery in three to four weeks' time. Canfax reported live steers at \$156.25-\$157.00 which is around \$5.00 lower than last week's weighted average price. Thursday, Canfax reported active trade with prices \$262.00-\$268.00 delivered, around \$10.50 below last week on average. Canfax reports that prices this week are "relative to the delivery date". Today a light test has surfaced at \$262.00 delivered on a dressed basis, for mid-June delivery.

The US cash cattle trade for the week ending May 4th, reported by the USDA Mandatory Price Report, saw live sales range from \$118.00-\$128.50 with steers averaging \$124.81 up \$1.08 on average from the previous week, while heifers averaged \$124.55 up \$1.12. Prices on the rail ranged from \$188.00-\$202.00 dressed. Prices in the top end of the range were for spot delivery, which is steady to higher than last week. Prices in the lower half of the range were for delayed delivery which pulled average prices down. Dressed steers averaged \$193.65 down \$2.56 while heifers averaged \$194.85 up \$0.18 from the previous week on average. This week, at the Fed Cattle Exchange online auction in the U.S., there were 2,456 head of fed steers and heifers on offer, in 14 lots. One lot had a reserve bid of \$122.00 live, but the bid of \$122.25 was passed over by the seller. Reserve bids on two lots were \$121.00, one lot was \$124.00 live and 10 lots were \$127.00 live, with all 13 lots not seeing any bidding action, leaving all cattle on offer, unsold.

On the U.S. cash market this week, there have been a few scattered deals pop up here and there through the week but not enough have sold to establish a market. The trade has ranged anywhere from \$120.00-\$126.00 live, down around \$3.00 on average, and \$188.00-\$195.00 dressed, with a couple at \$200.00 which is around \$2.00 lower than last week. The majority of these sales have been for delayed delivery. Today, bids are sitting at \$120.00-\$123.00 live in the south, down around \$2.00-\$3.00 from last week, and \$193.00-\$195.00 dressed in the north which is about steady, but sellers are resisting. Asking prices are currently holding firm at \$127.00-\$128.00 live in the south and \$195.00-\$197.00 dressed in the north. Trade could go on late into the afternoon or early evening at this rate.