



Weekly Market Information Report for the week ending Thursday June 7, 2018

The following information is collected from various sources and disseminated by Beef Farmers of Ontario.

ONTARIO DIRECT TO PACKER RAILGRADE CATTLE TRADE

Prices are on a carcass weight basis before grade and weight discounts. Weekly Range:

A Grade Steers	245.00-247.00
A Grade Heifers	244.00-246.00

ONTARIO LIVE CATTLE TRADE

Ontario auction sales this week saw weighted average price ranges for:

FED CATTLE	Volume	Price Range	Average	Top	Last Week Avg
Large Frame Steers +1250	156	136.58-149.99	144.59	157.75	143.78
Medium Frame Steers +1250	123	127.48-148.23	141.63	164.00	140.17
Large & Medium Frame Steers +1250	279	132.69-150.99	143.93	164.00	141.98
Large Frame Heifers +1000	171	130.97-148.57	140.89	165.00	142.03
Medium Frame Heifers +1000	120	133.46-147.16	140.88	159.00	133.02
Large & Medium Frame Heifers +1000	291	131.52-149.04	141.08	165.00	139.60
Cows - All Weights	2,118	59.94-83.13	71.18	129.00	70.71
Bulls - All Weights	119	81.44-108.42	95.57	150.00	94.06

STOCKERS - Large and Medium Frame

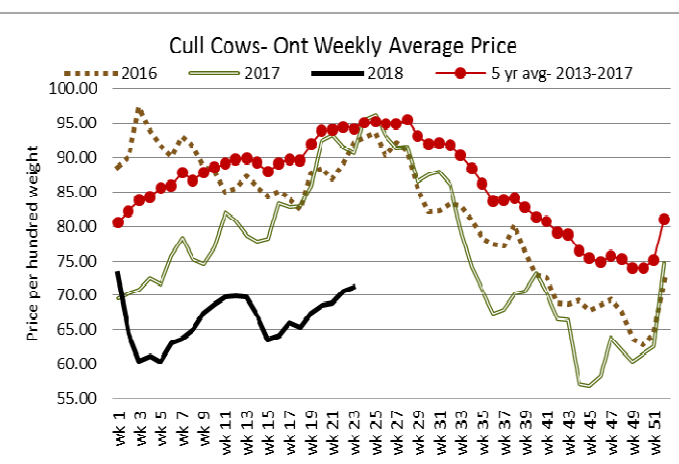
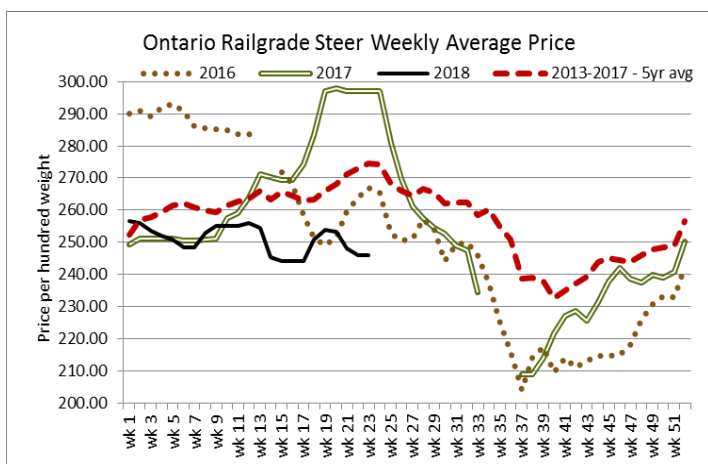
STEERS	Volume	Price Range	Average	Top	Last Week Avg
1000+	583	151.49-165.03	157.12	168.00	153.54
900-999	310	157.84-178.74	168.68	182.50	164.69
800-899	313	172.78-184.74	180.25	195.00	175.80
700-799	219	168.04-197.54	187.45	214.00	190.85
600-699	285	173.59-217.79	198.40	246.00	199.72
500-599	290	176.08-241.89	214.04	252.00	204.59
400-499	187	183.68-237.45	213.54	275.00	212.75
-399	39	182.92-237.45	203.10	262.50	195.68

STOCKERS - Large and Medium Frame

HEIFERS	Volume	Price Range	Average	Top	Last Week Avg
+900	316	131.52-151.68	142.47	167.50	135.11
800-899	236	150.55-164.31	158.81	183.00	150.80
700-799	164	141.25-174.56	161.12	193.00	164.29
600-699	274	155.28-192.68	178.14	205.00	173.21
500-599	296	163.84-205.42	186.31	215.00	182.38
400-499	184	156.37-209.94	182.91	224.00	187.29
300-399	49	154.38-216.81	197.28	285.00	181.06
-299	5	144.50	144.50	235.00	183.91

At Kawartha Lakes Community Sale Barn, June 2, 2018 – 118 cows, 7 bulls, 55 veal, 38 stockers

	Price Range	Avg.	Top
Cows	57.00-83.50	68.54	90.00
Veal 600 lbs +	71.00-102.50	84.06	102.50
Veal 125 lbs and less	100.00-255.00	174.58	360.00



Denfield Livestock Exchange Inc., June 5, 2018- 294 Fed Cattle, 37 Veal, 5 Bulls, 83 Cows & 153 Drop Calves

	Price Range	Top		Price Range	Top
Choice steers	150.00-155.00		Good beef cows	80.00-90.00	103.00
Good steers	145.00-150.00		Good Holstein cows	70.00-80.00	
Choice heifers	150.00-155.00	172.00	D1 & D2 Cows	60.00-70.00	
Good heifers	145.00-150.00		D3 & D4 Cows	50.00-60.00	
Good Holstein veal	105.00-115.00	119.00	Choice drop calves	\$200.00-\$300.00/hd	\$500.00/hd
Plain & heavy veal	95.00-105.00		Good drop calves	\$125.00-\$200.00/hd	
Good beef bulls	88.00-108.00		Plain & Newborns	\$50.00-\$125.00/hd	

At Renfrew Pontiac Livestock Ltd.: June 5, 2018- 3 Replacement Calves, 119 Cows, 21 Bulls

	Price Range	Top
Replacement Calves	120.00-150.00	220.00
Cows D1 & D2	80.00-92.00	108.00
Cows D3	72.00-79.00	
Cows D4	64.00-71.00	
Bulls	85.00-102.00	109.00

At Aylmer Stockyards Inc.: June 6, 2018 - 19 stockers, 63 Veal, 119 Cows, 4 Bulls, 32 Fed Cattle

	Price Range	Average	Top
Fed Heifers, Dairy & Dairy Cross	64.50-100.00	90.00	100.00
Cows	45.50-94.99	72.69	94.99
Veal over 600 lbs	93.99-140.99	115.10	140.99

ONTARIO STOCKER & FEEDER TRADE

Stocker sale at **Brussels Livestock: June 1, 2018 - 1,064 Stockers**

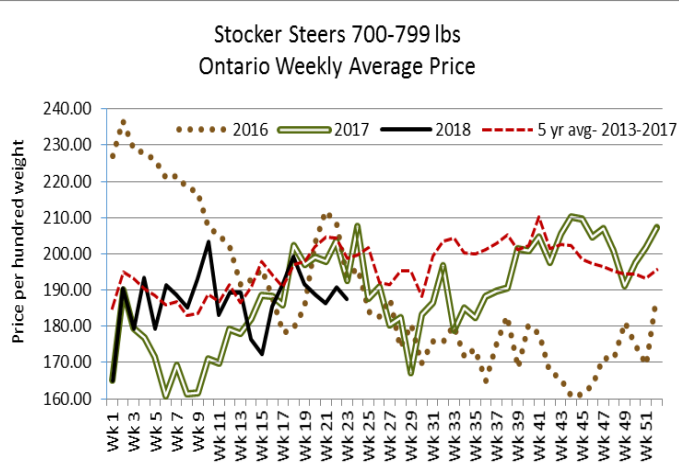
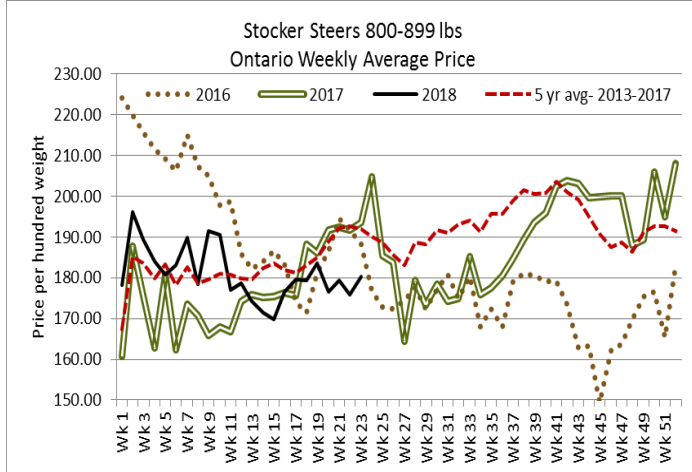
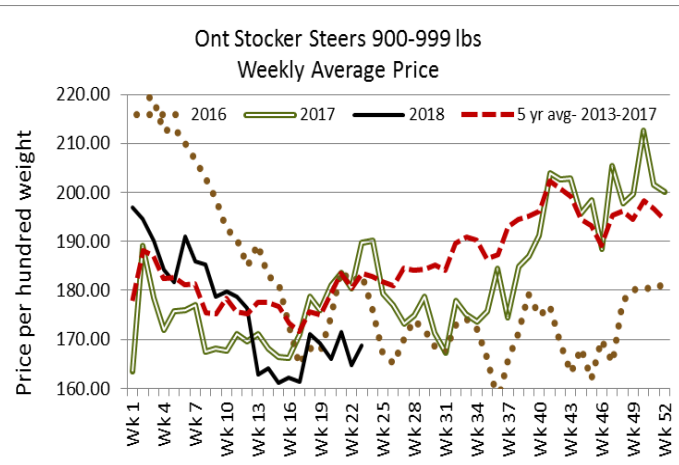
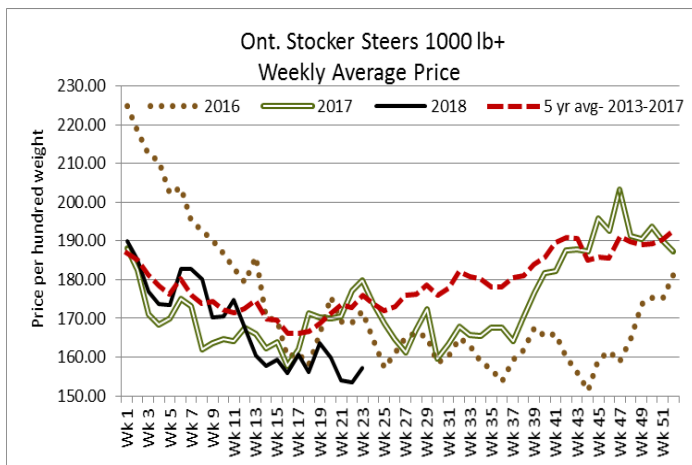
Steers	Price Range	Average	Top	Heifers	Price Range	Average	Top
1000+	151.00-164.25	157.30	165.00	900+	134.00-154.25	145.67	162.00
900-999	158.00-178.75	168.31	178.75	800-899	155.00-165.75	160.70	165.75
800-899	168.00-183.50	178.81	195.00	700-799	130.00-166.00	145.85	166.00
700-799	177.00-206.50	194.36	214.00	600-699	157.00-193.00	179.15	202.00
600-699	189.00-232.00	213.30	242.00	500-599	172.50-205.00	187.91	207.00
500-599	212.00-252.00	233.10	252.00	400-499	165.00-210.00	187.312	215.00
400-499	227.00-253.00	244.69	253.00	300-399	83.00-221.00	175.89	221.00

Stocker sale at: **Community Livestock Exchange: June 5, 2018 – 117 Stockers**

Steers	Price Range	Average	Top	Heifers	Price Range	Average	Top
600-699	110.00-167.50	126.69	210.99	600-699	152.49-187.99	165.79	187.99
500-599	114.99-227.99	180.60	227.99	500-599	125.00-187.99	183.80	187.99
400-499	182.50-241.99	209.79	241.99	400-499	150.00-220.00	169.39	220.00
399-	189.99-220.00	207.39	220.00	300-399	139.99-225.00	208.40	225.00

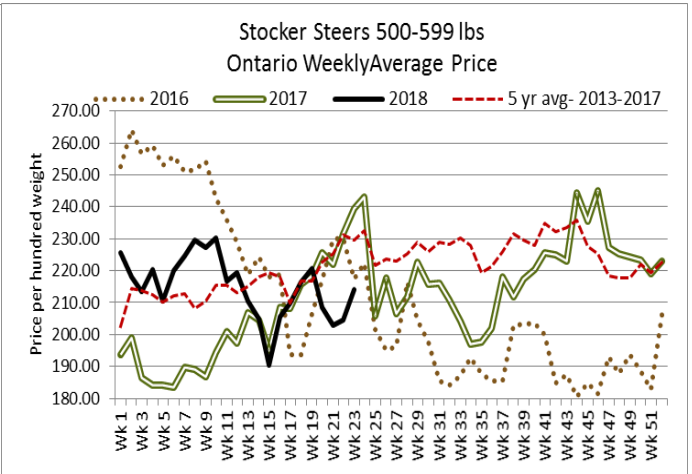
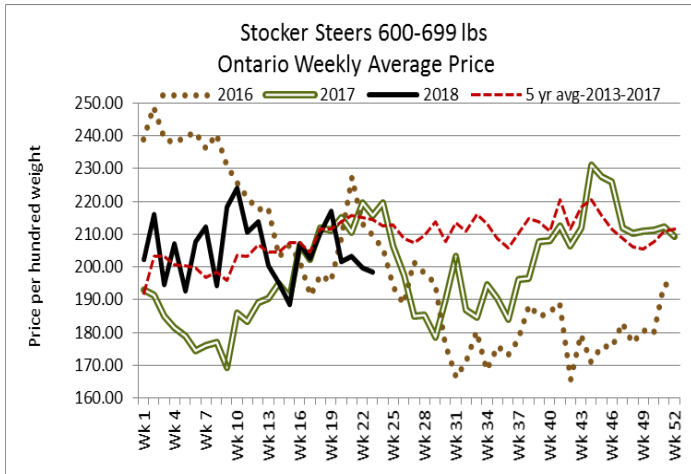
Stocker sale at: **Keady Livestock Market: June 5, 2018 – 755 Stockers**

Steers	Price Range	Average	Top	Heifers	Price Range	Average	Top
1000+	159.25-159.50	159.28	159.50	900+	161.25-163.00	162.15	163.00
900-999	164.75-181.50	173.05	181.50	800-899	159.00-165.50	163.84	165.50
800-899	184.00-191.75	189.69	191.75	700-799	151.00-180.00	171.81	190.00
700-799	185.00-206.50	204.41	206.50	600-699	172.50-204.00	196.16	204.00
600-699	198.50-226.00	217.60	226.00	500-599	186.00-210.00	201.55	210.00
500-599	217.00-241.00	230.37	241.00	400-499	187.00-220.00	199.70	220.00
400-499	220.00-226.00	222.40	226.00	300-399	197.50-200.00	199.17	200.00
Cows	63.00-82.50	75.13	85.00	Bulls	82.50-103.50	93.00	103.50



Stocker sale at: **Renfrew Pontiac Livestock: June 5, 2018 – 250 Stockers**

Steers	Price Range	Average	Top	Heifers	Price Range	Average	Top
700-799	100.00-187.99	171.30	187.99	700-799	135.00-172.99	162.90	172.99
600-699	157.49-231.99	205.20	231.99	500-599	137.50-204.00	176.09	204.00
500-599	137.99-247.00	197.30	247.00	400-499	132.49-204.99	169.30	204.99
400-499	135.00-245.00	218.40	245.00	300-399	175.00-198.99	196.59	198.99
399-	180.00-247.50	199.59	247.50				

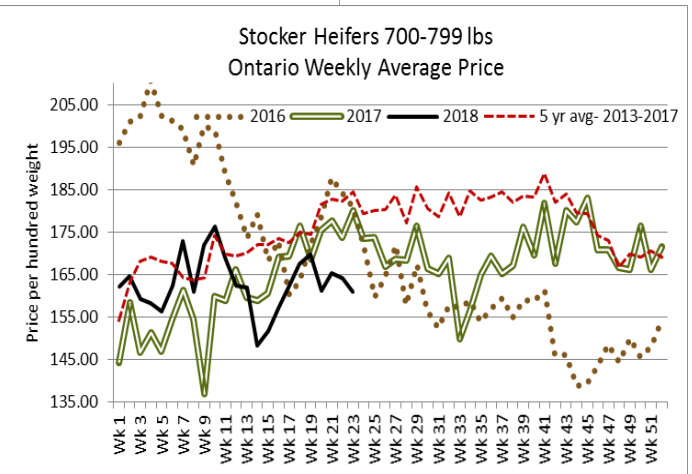
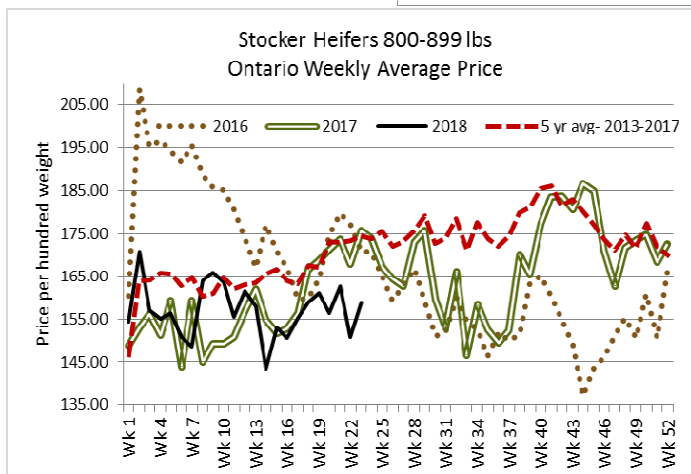
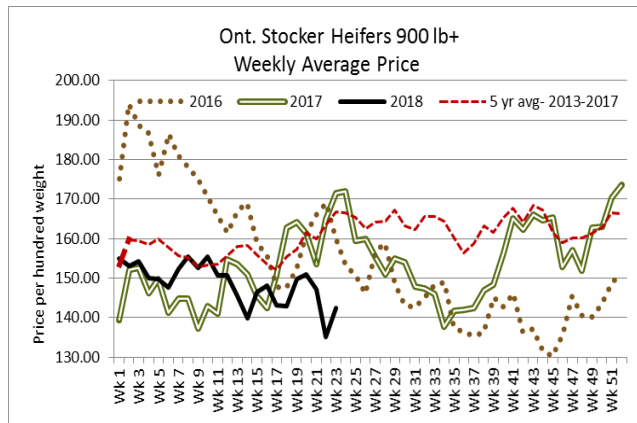


Stocker sale at **Ontario Livestock Exchange: June 6, 2018 – 546 Stockers**

Steers	Price Range	Average	Top	Heifers	Price Range	Average	Top
1000+	154.00-168.00	159.74	168.00	900+	156.50-163.00	159.75	163.00
900-999	159.00-181.00	170.19	181.00	800-899	156.50-164.00	157.96	164.00
800-899	175.00-174.00	179.59	184.00				

Stocker sale at: **Ontario Livestock Exchange, June 7, 2018 – 325 Stockers**

Steers	Price Range	Average	Top	Heifers	Price Range	Average	Top
1000+	122.00-148.0	133.12	152.00	900+	104.00-127.00	113.24	128.00
900-999	115.00-156.00	143.45	156.00	800-899	87.50-147.50	119.38	147.50
800-899	157.00-157.50	157.25	157.50	700-799	112.50-162.50	134.11	162.50
700-799	172.50-210.00	193.53	210.00	600-699	147.50-190.00	174.79	190.00
600-699	149.00-208.00	185.33	208.00	500-599	180.00-215.00	192.81	215.00
500-599	162.50-235.00	203.08	235.00	400-499	95.00-200.00	168.50	200.00
400-499	100.00-210.00	119.64	275.00	300-399	215.00-285.00	250.00	285.00

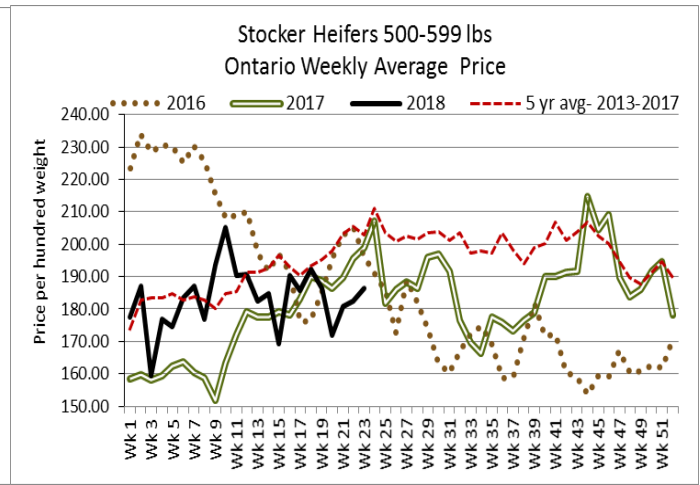
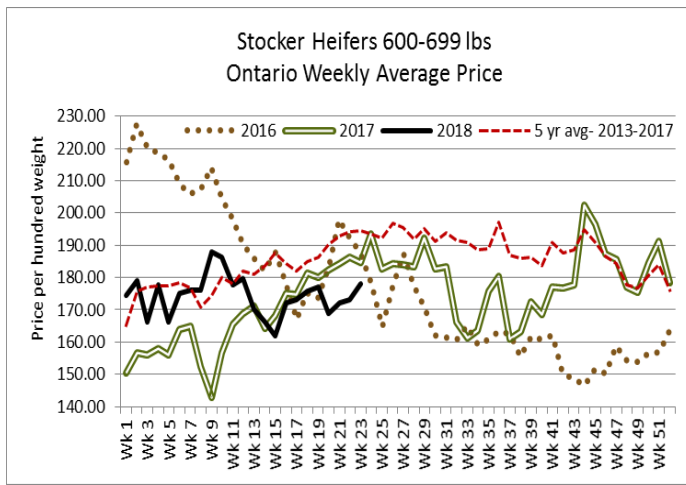


Stocker sale at: **Ontario Stockyards Inc. - June 7, 2018– 593** Stockers

Steers	Price Range	Average	Top	Heifers	Price Range	Average	Top
1000+	132.00-166.00	140.27	166.00	900+	84.00-129.00	110.21	154.00
900-999	148.00-182.50	163.9	182.50	800-899	140.00-174.00	164.67	183.00
800-899	161.00-181.00	170.26	184.00	700-799	156.00-185.00	173.25	193.00
700-799	170.00-195.00	182.96	203.00	600-699	152.50-196.00	174.44	196.00
600-699	172.00-214.00	191.55	246.00	500-599	165.00-214.00	190.69	214.00
500-599	185.00-250.50	222.82	250.50	400-499	155.00-220.00	188.41	224.00
400-499	197.50-228.00	210.37	267.50	300-399	184.00-229.00	207.38	229.00
399-	225.00-262.50	245.43	262.50				

Stocker sale at: **Ottawa Livestock Exchange, June 7, 2018– 75** Stockers

Steers	Price Range	Average	Top	Heifers	Price Range	Average	Top
500-599	166.00-226.00	207.00	226.0	600-699	132.00-162.00	145.33	178.00
400-499	158.00-242.00	198.50	242.00	500-599	154.00-184.00	173.17	184.00
399-	175.00-232.00	196.71	250.00				



LIVE CATTLE EXPORTS-ONTARIO

	Week ending May 19, 2018	Week ending May 12, 2018	Year to Date
Total live slaughter cattle exported from Ontario to the U.S.	2,075	2,330	44,961
Steers & Heifers	998	1,106	21,627
Cows	728	866	17,843
Bulls	349	358	5,491

QUEBEC ELECTRONIC AUCTION MARKET (F.O.B. THE FEEDLOT)

	Price	Change from Last Week
On Thursday, June 7, 2018	242.50-248.50	+5.46

ALBERTA DIRECT TRADE

Week Ending Thursday, June 7, 2018

Steers	Live	139.50-142.75	Rail FOB	236.50-240.50
Heifers	Live	N/T	Rail FOB	238.50-240.50

U.S. TRADE (U.S. funds)

Week Ending Thursday, June 7, 2018

Choice and Select Steers and Heifers:	Live	N/T
	Rail	N/T

AVERAGE CARCASS WEIGHTS – CANADA

	Steers	Heifers
June 2, 2018	835	778
May 26, 2018	831	799
June 3, 2017	838	774

FEDERALLY INSPECTED CANADIAN PROCESSING

	<i>Week Ending June 2, 2018</i>	<i># of hd change from week ago</i>	<i>YTD</i>	<i>% Change (Week Ago)</i>	<i>% Change (Year Ago)</i>
Grand Total	59,437	+7,498	1,198,520	+14%	+8%
Western Slaughter	46,765	+4,745	921,989	+11%	+9%
Eastern Slaughter	12,672	+2,753	276,531	+28%	+4%

USDA ESTIMATED CATTLE PROCESSING VOLUME

	<i>Week Ending June 9, 2018</i>	<i>Previous Week</i>	<i>Year Ago</i>
Grand Total	658,000	582,000	636,000

CANADIAN BOXED BEEF CUT-OUT VALUES

Week Ending	AAA	AA
May 18, 2018	2.8197	2.6467
May 11, 2018	2.7814	2.6829
May 4, 2018	2.7145	2.6146

U.S. BOXED BEEF CUT-OUT VALUES (U.S. funds)

	Choice 600-900	Select 600-900
Current Five Day Average:	227.21	204.79

LIVE CATTLE – CANADA

IMPORTS		<i>Import % change from 2017 YTD</i>	EXPORTS		<i>Export % change from 2017 YTD</i>
<i>Jan 1- Apr 30/18</i>			<i>Jan 1- Apr 30/18</i>		
Pure bred	2,075	+15%	Slaughter steers & heifers	109,330	-16%
Non-pure bred	35,859	+77%	Feeder steers & heifers	115,618	+61%
			Cows & Bulls	54,085	-31%

BEEF EXPORTS – CANADA

United States	<i>Change from last year YTD</i>	Mexico	<i>Change from last year YTD</i>
<i>Jan 1- Apr 30/18</i>		<i>Jan 1- Apr 30/18</i>	
Total	+10% or +7,998 tonnes	4,897 tonnes	-12% or -648 tonnes

BEEF PRODUCTION – CANADA

	<i>Jan 1 – Jun 2/18</i>	<i>Last Year Same Time</i>	<i>% Change</i>
Fed	381,229 tonnes	356,954 tonnes	+7%
Non-fed	77,125 tonnes	68,855 tonnes	+12%

BEEF IMPORTS – CANADA

	<i>Jan 1 – Jun 2/18</i>	<i>Last Year Same Time</i>	<i>% Change</i>
United States	51,737 tonnes	51,472 tonnes	+1%
Non-NAFTA	25,039 tonnes	22,375 tonnes	+12%
EU-28 (beef/veal total)	656 tonnes	711 tonnes	-8%
Total	80,368 tonnes	77,009 tonnes	+4%

CHICAGO MERCANTILE EXCHANGE

Closing quotes on futures today were as follows:

Live Cattle			Feeder Cattle			Corn			Soybeans			Canadian \$		
Jun	110.02	+1.65	Aug	147.27	+1.20	Jul	3.776	+1.4	Jul	9.692	-5.0	Spot	77.30	+0.24
Aug	105.77	+1.62	Sep	148.42	+0.87	Sep	3.864	+1.2	Aug	9.746	-5.0	Jun	77.32	+0.25
Oct	108.20	+1.05	Oct	148.35	+0.30	Dec	3.980	+1.2	Sep	9.804	-4.6	Sep	77.47	+0.25
Dec	112.05	+0.62	Nov	148.50	+0.27	Mar	4.070	+1.0	Nov	9.896	-5.0	Dec	77.61	+0.25
Feb	115.65	+0.27	Jan	145.77	+0.42	May	4.130	+0.6	Jan	9.970	-5.2	Mar	77.76	+0.25
Apr	117.20	+0.25	Mar	145.12	+0.67	Jul	4.184	+0.6	Mar	9.952	-5.2	Jun	77.89	+0.25

Beef Farmers of Ontario, 130 Malcolm Road, Guelph, ON N1K 1B1 Phone: (519) 824-0334 Fax: (519) 824-9161 or email: markets@ontariobeef.com

Comments for the week ending June 7, 2018

Larger receipts of fed steers and heifers sold through auction markets this week at 570 head, up 168 from last week and 45 more than last year at this time. Fed steers sold from \$132.69-\$150.99 averaging \$143.93 up \$1.95 from last week and \$35.07 below year ago prices. Fed heifers traded from \$131.52-\$149.09 averaging \$141.08 up \$1.48 from last week, but \$31.56 lower than this time last year. Auction markets reported trade as active with prices mostly steady to slightly higher and \$1.00-\$2.00 cwt higher by the end of the week. Good quality heifers were noted as strong and at a premium.

Ontario railgrade prices held fully steady to last week with majority of the cattle for delivery still in the week of June 18th. Steers sold from \$245.00-\$247.00 dressed while heifers were reported from \$244.00-\$246.00. This week's average prices are down \$51.00 from this time last year. In 2018 railgrade steer prices have averaged between \$244.00 and \$255.00 dressed with this week's average steers at \$246.00.

Slightly lighter receipts of 2,118 cows were on offer this week at auction markets, down 96 from last week but 46 more than last year at this time. Cows sold from \$59.94-\$83.13 averaging \$71.18 up \$0.47 from last week and \$19.52 below year ago prices. Auction markets reported a good demand at steady to stronger prices, up \$2.00-\$3.00 cwt early week. As the week progressed the market was steady to fully steady.

Seasonally lighter receipts of 3,750 stocker and feeder cattle sold through auction markets this week down 1,273 head from last week and 637 less than this time last year. Auction markets reported light weights as steady to higher with prices up \$3.00-\$5.00 cwt in spots. Grass cattle sold at a premium. Heavier cattle were reported as higher with sales early week up \$1.00-\$2.00, but by mid-week the prices were reported as \$5.00-\$7.00 cwt higher. The week ended with trade fully steady to stronger. Actual average prices this week saw steers 400-500 lbs up \$0.79 from last week on average, 500-600 lbs up \$9.45, 600-700 lbs down \$131, 700-800 lbs down \$3.40, 800-900 lbs up \$4.45, 900-1000 lbs up \$3.99 and steers 1000 lbs and over were up \$3.58 from last week on average. Heifers 300-400 lbs were up \$16.22 from last week, 400-500 lbs down \$4.38, 500-600 lbs up \$3.93, 600-700 lbs up \$4.93, 700-800 lbs down \$3.17, 800-900 lbs up \$8.01 and heifers 900 lbs plus averaged \$7.36 higher than last weeks weighted average prices.

The Quebec electronic market this week ranged from \$242.50-\$248.50 dressed, up \$5.46 from last week on average.

Alberta direct trade so far this week saw a very light test on Wednesday at 139.50 live, down around \$4.00 from last week's weighted average prices. Thursday trade was reported by Canfax as light with prices steady to \$2.00 lower. Live trade was noted at \$142.75 for steers. Trade ranged from \$238.00-\$242.00 delivered on a dressed basis, with majority of trade at \$240.00. Canfax notes that a few clean up deals are anticipated for today.

The US cash cattle trade for the week ending May 31st, was steady to around \$1.00 higher in the north on a live basis at \$111.00, with all other trade in the north and south reported to be steady. Overall sales for the week reported by the USDA Mandatory Price Report, lists live sales ranging from \$108.00-\$115.00 with steers averaging \$110.55 up \$0.49 from the previous week, while heifers averaged \$110.37 up \$0.33. On the rail steers and heifers ranged anywhere from \$175.00-\$180.25 dressed, with steers averaging \$177.35 down \$0.98 from the previous week on average, while heifers averaged \$177.24 down \$1.59.

At time of reporting, this week has remained at a standstill. On Wednesday, At the Fed Cattle Exchange online auction in the US there were 568 head of fed cattle on offer, all from the south, with delivery dates from 1-9 days. Out of the 5 lots on offer there were no cattle sold, as sellers passed over bids of \$110.00 live. The cash market saw bids at \$107.00 live in the south and \$110.00 live and \$177.00 dressed in the north, but sellers were not interested. Bids improved slightly in the south on Thursday at \$110.00 live, which is steady to last week, but not enough to get any cattle bought. Today, we are starting to see bids improve in the south to \$112.00 live, which is \$2.00 higher than last week's average, but no sales have been reported. In the north bids are generally \$110.00 live and \$182.00 dressed, but no sales are noted here either, except for Iowa which has sold cattle from \$113.00-\$115.00 live and \$182.00-\$184.00 dressed on a selective basis. Business should turn active at any time with asking prices sitting at \$115.00 live in the south, and \$185.00 plus dressed in the north. The market tone appears to be higher.