



Weekly Market Information Report for the week ending Thursday June 14, 2018

The following information is collected from various sources and disseminated by Beef Farmers of Ontario.

ONTARIO DIRECT TO PACKER RAILGRADE CATTLE TRADE

Prices are on a carcass weight basis before grade and weight discounts. Weekly Range:

A Grade Steers	245.00-247.00
A Grade Heifers	244.00-246.00

ONTARIO LIVE CATTLE TRADE

Ontario auction sales this week saw weighted average price ranges for:

FED CATTLE	Volume	Price Range	Average	Top	Last Week Avg
Large Frame Steers +1250	124	138.06-154.97	146.88	161.50	144.59
Medium Frame Steers +1250	77	141.66-148.34	145.93	152.00	141.63
Large & Medium Frame Steers +1250	201	139.17-152.45	146.97	161.50	143.93
Large Frame Heifers +1000	122	136.76-151.25	144.79	157.50	140.89
Medium Frame Heifers +1000	77	129.60-143.07	136.85	160.50	140.88
Large & Medium Frame Heifers +1000	199	133.99-150.11	141.97	160.50	141.08
Cows - All Weights	1,963	61.08-87.74	73.61	132.00	71.18
Bulls - All Weights	101	88.01-105.63	96.45	135.00	95.57

STOCKERS - Large and Medium Frame

STEERS	Volume	Price Range	Average	Top	Last Week Avg
1000+	1,227	147.39-169.83	157.23	176.25	157.12
900-999	269	160.35-180.31	171.87	186.75	168.68
800-899	316	173.91-192.26	184.56	200.25	180.25
700-799	270	178.44-205.49	190.90	214.50	187.45
600-699	198	179.25-218.38	203.08	231.00	198.40
500-599	250	185.24-233.80	214.22	255.50	214.04
400-499	92	179.33-231.85	209.67	255.00	213.54
-399	42	182.56-225.87	206.92	300.00	203.10

STOCKERS - Large and Medium Frame

HEIFERS	Volume	Price Range	Average	Top	Last Week Avg
+900	356	137.41-157.17	147.64	172.50	142.47
800-899	264	147.03-161.35	154.62	172.50	158.81
700-799	180	141.91-176.25	162.12	187.99	161.12
600-699	198	161.97-187.91	175.59	204.00	178.14
500-599	251	156.44-207.51	188.80	230.00	186.31
400-499	123	169.42-211.26	194.80	235.00	182.91
300-399	37	168.44-207.51	191.90	240.00	197.28
-299	3	92.33	92.33	145.00	144.50

At Kawartha Lakes Community Sale Barn, June 9, 2018 – 130 cows, 6 bulls, 31 veal, 47 stockers, 7 fed cattle

	Price Range	Avg.	Top
Cows	60.50-84.00	70.12	94.00
Veal 600 lbs +	97.00-12.00	97.35	112.00
Veal 125 lbs and less	25.00-425.00	113.06	425.00

Denfield Livestock Exchange Inc., June 12, 2018- 90 Fed Cattle, 29 Veal, 3 Bulls, 44 Cows & 169 Drop Calves

	Price Range	Top		Price Range	Top
Choice steers	150.00-155.00	187.00	Good beef cows	85.00-95.00	100.50
Good steers	145.00-150.00		Good Holstein cows	70.00-80.00	
Choice heifers	150.00-155.00		D1 & D2 Cows	60.00-70.00	
Good heifers	145.00-150.00		D3 & D4 Cows	50.00-60.00	
Good Holstein veal	110.00-125.00		Choice drop calves	\$200.00-\$300.00/hd	\$420.00/hd
Plain & heavy veal	100.00-110.00		Good drop calves	\$100.00-\$200.00/hd	
Good beef bulls	76.00-131.00		Plain & Newborns	\$40.00-\$100.00/hd	

At Renfrew Pontiac Livestock Ltd.: June 12, 2018 – 14 Replacement Calves, 64 Cows, 14 Bulls

	Price Range	Top
Replacement Calves	120.00-150.00	220.00
Cows D1 & D2	82.00-95.00	108.00
Cows D3	74.00-81.00	
Cows D4	64.00-73.00	
Bulls	91.00-103.00	108.00

At Aylmer Stockyards Inc.: June 13, 2018 – 12 stockers, 57 Veal, 144 Cows, 2 Bulls, 22 Fed Cattle

	Price Range	Average	Top
Fed Heifers, Dairy & Dairy Cross	91.50-106.00	96.69	106.00
Cows	45.00-93.50	74.49	93.50
Veal over 600 lbs	83.99-147.99	117.39	147.99

ONTARIO STOCKER & FEEDER TRADE

Stocker sale at Brussels Livestock: June 8, 2018 – 1,245 Stockers

Steers	Price Range	Average	Top	Heifers	Price Range	Average	Top
1000+	148.00-171.75	161.08	175.00	900+	139.75-156.25	148.02	168.00
900-999	156.50-186.75	174.26	186.75	800-899	145.75-163.50	155.11	171.50
800-899	159.00-186.00	174.85	186.00	700-799	148.00-174.75	163.31	177.00
700-799	162.00-191.57	184.20	191.57	600-699	169.00-180.00	173.25	190.00
600-699	172.00-225.00	196.73	231.00	500-599	157.00-195.00	180.88	230.00
500-599	212.00-236.00	221.15	255.00	400-499	207.00-235.00	214.86	235.00
400-499	200.00-255.00	222.22	255.00	300-399	215.00-240.00	230.71	240.00
399-	225.00-250.00	233.33	250.00				

Stocker sale at: Community Livestock Exchange: June 12, 2018 – 79 Stockers

Steers	Price Range	Average	Top	Heifers	Price Range	Average	Top
500-599	139.99-229.99	198.70	229.99				
400-499	122.50-229.99	201.69	229.99				

Stocker sale at: Keady Livestock Market: June 12, 2018 – 649 Stockers

Steers	Price Range	Average	Top	Heifers	Price Range	Average	Top
1000+	150.50-176.25	160.56	176.25	900+	172.50-172.50	172.50	172.50
900-999	186.50-186.50	186.50	186.50	800-899	154.75-159.00	156.21	161.75
800-899	192.50-200.25	196.57	200.25	700-799	172.50-174.00	173.05	174.00
700-799	196.50-213.25	201.96	213.25				
600-699	205.50-216.00	213.00	216.00				

Stocker sale at: Renfrew Pontiac Livestock: June 12, 2018 – 218 Stockers

Steers	Price Range	Average	Top	Heifers	Price Range	Average	Top
700-799	184.00-208.49	200.49	208.49	600-699	159.00-204.00	185.09	204.00
600-699	202.49-221.49	215.09	221.49	500-599	135.00-218.99	193.99	218.99
500-599	200.99-252.00	227.80	252.00	400-499	150.00-217.49	197.90	217.49

Stocker sale at **Ontario Livestock Exchange: June 13, 2018 – 881** Stockers

Steers	Price Range	Average	Top	Heifers	Price Range	Average	Top
1000+	149.50-170.00	157.56	170.00	900+	No Trade on heifers		
900-999	160.50-174.50	170.32	174.50				
800-899	156.00-176.00	171.00	176.00				

Stocker sale at: **Ontario Livestock Exchange, June 14, 2018– 200** Stockers

Steers	Price Range	Average	Top	Heifers	Price Range	Average	Top
800-899	173.00-183.50	179.18	183.50	900+	98.00-155.00	121.50	160.00
700-799	185.00-195.00	190.56	195.00	800-899	114.00-165.00	144.93	165.00
600-699	135.00-222.00	201.35	222.00	700-799	72.00-142.00	106.89	171.00
				600-699	135.00-175.00	151.42	175.00

Stocker sale at: **Ontario Stockyards Inc. - June 14, 2018– 624** Stockers

Steers	Price Range	Average	Top	Heifers	Price Range	Average	Top
1000+	80.00-138.00	110.32	147.00	900+	100.00-140.00	130.89	140.00
900-999	163.50-179.00	165.93	179.00	800-899	142.50-166.50	156.82	172.50
800-899	150.00-193.00	176.12	193.00	700-799	145.00-186.00	169.23	186.00
700-799	176.00-214.50	189.98	214.50	600-699	160.00-199.00	180.35	199.00
600-699	185.00-219.00	204.82	231.00	500-599	173.00-211.00	194.59	221.00
500-599	177.50-230.00	209.71	255.50	400-499	170.00-208.00	197.68	221.00
400-499	206.00-236.50	220.99	236.50	300-399	195.00-207.50	203.85	207.50
399-	217.50-241.00	230.10	241.00				

Stocker sale at: **Ottawa Livestock Exchange, June 14, 2018– 154** Stockers

Steers	Price Range	Average	Top	Heifers	Price Range	Average	Top
600-699	156.00-226.00	199.50	226.00	500-599	164.00-186.00	176.00	186.00
500-599	154.00-226.00	208.10	226.00				
400-499	182.00-228.00	208.40	228.00				
399-	145.00-228.00	189.20	300.00				

ONTARIO BRED COW SALES

Ontario Stockyards Inc, June 14, 2018- 30 Bred cows

Exotic and Exotic X

British and British X

Top quality bred cows

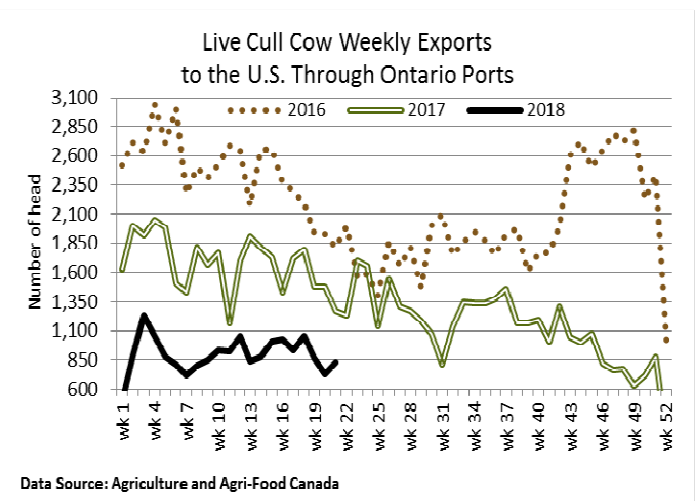
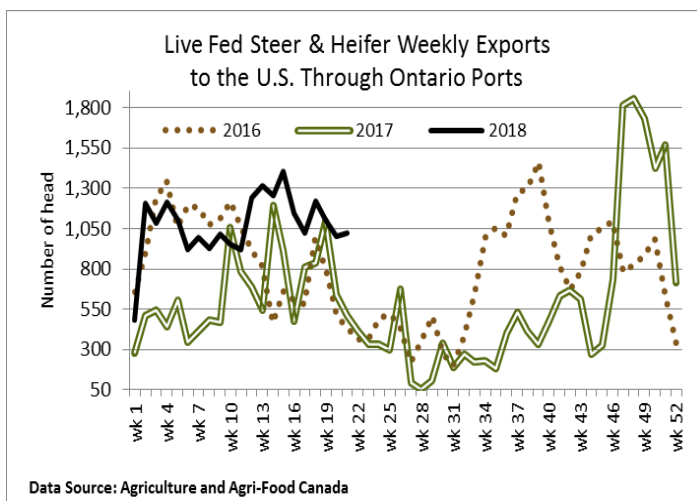
N/T

N/T

Avg quality bred cows

\$1400-\$1650

\$1200-\$1500



LIVE CATTLE EXPORTS-ONTARIO

	Week ending May 26, 2018	Week ending May 19, 2018	Year to Date
Total live slaughter cattle exported from Ontario to the U.S.	2,209	2,075	47,170
Steers & Heifers	1,022	998	22,649
Cows	834	728	18,677
Bulls	353	349	5,844

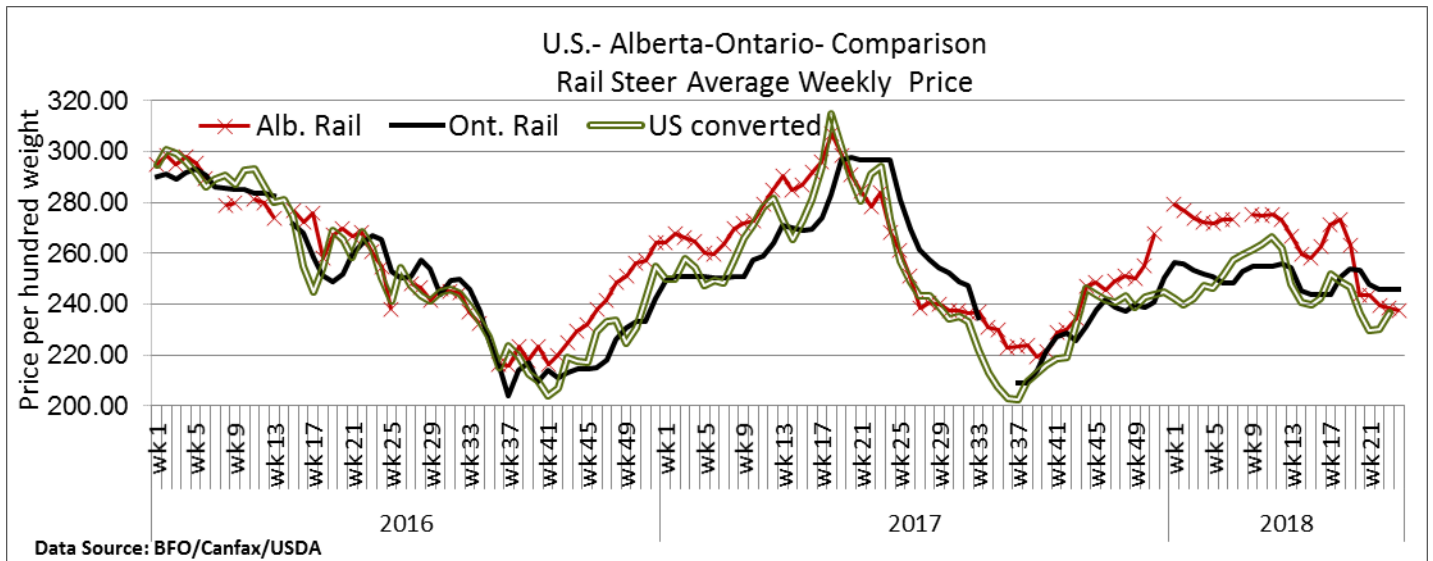
QUEBEC ELECTRONIC AUCTION MARKET (F.O.B. THE FEEDLOT)

	Price	Change from Last Week
On Thursday, June 14, 2018	248.75-252.25	+4.35

ALBERTA DIRECT TRADE

Week Ending Thursday, June 14, 2018

Steers	Live	N/T	Rail FOB	235.00-238.50
Heifers	Live	N/T	Rail FOB	236.00-238.50



U.S. TRADE (U.S. funds)

Week Ending Thursday, June 14, 2018

Choice and Select Steers and Heifers:	Live	110.00-112.00- limited volume
	Rail	174.00-180.00- limited volume.

AVERAGE CARCASS WEIGHTS – CANADA

	Steers	Heifers
June 9, 2018	832	783
June 2, 2018	835	778
June 10, 2017	845	806

FEDERALLY INSPECTED CANADIAN PROCESSING

	Week Ending June 9, 2018	# of hd change from week ago	YTD	% Change (Week Ago)	% Change (Year Ago)
Grand Total	63,818	+4,381	1292,338	+7%	+8%
Western Slaughter	51,149	+4,384	973,138	+9%	+9%
Eastern Slaughter	12,669	-3	289,200	+0%	+4%

USDA ESTIMATED CATTLE PROCESSING VOLUME

	<i>Week Ending June 16, 2018</i>	<i>Previous Week</i>	<i>Year Ago</i>
Grand Total	654,000	658,000	639,000

CANADIAN BOXED BEEF CUT-OUT VALUES

<i>Week Ending</i>	AAA	AA
May 18, 2018	2.8197	2.6467
May 11, 2018	2.7814	2.6829
May 4, 2018	2.7145	2.6146

U.S. BOXED BEEF CUT-OUT VALUES (U.S. funds)

	Choice 600-900	Select 600-900
Current Five Day Average:	224.45	202.73

LIVE CATTLE – CANADA

<i>IMPORTS</i>		<i>Import % change from 2017 YTD</i>	<i>EXPORTS</i>		<i>Export % change from 2017 YTD</i>
<i>Jan 1- Apr 30/18</i>			<i>Jan 1- Jun 2/18</i>		
Pure bred	2,075	+15%	Slaughter steers & heifers	112,687	-16%
Non-pure bred	35,859	+77%	Feeder steers & heifers	121,194	+66%
			Cows & Bulls	57,072	-31%

BEEF EXPORTS – CANADA

<i>United States</i>	<i>Change from last year YTD</i>	<i>Mexico</i>	<i>Change from last year YTD</i>
<i>Jan 1- Apr 30/18</i>		<i>Jan 1- Apr 30/18</i>	
Total	89,154 tonnes	+10% or +7,998 tonnes	4,897 tonnes -12% or -648 tonnes

BEEF PRODUCTION – CANADA

	<i>Jan 1 – Jun 9/18</i>	<i>Last Year Same Time</i>	<i>% Change</i>
Fed	401,592 tonnes	375,151 tonnes	+7%
Non-fed	80,081 tonnes	71,747 tonnes	+12%

BEEF IMPORTS – CANADA

	<i>Jan 1 – Jun 9/18</i>	<i>Last Year Same Time</i>	<i>% Change</i>
United States	54,529 tonnes	53,613 tonnes	+2%
Non-NAFTA	25,942 tonnes	23,556 tonnes	+10%
EU-28 (beef/veal total)	788 tonnes	722 tonnes	+9%
Total	84,842 tonnes	80,474 tonnes	+5%

CHICAGO MERCANTILE EXCHANGE

Closing quotes on futures today were as follows:

Live Cattle		Feeder Cattle		Corn		Soybeans		Canadian \$	
Jun	108.45 +2.20	Aug	147.97 +4.30	Jul	3.612 -1.6	Jul	9.054 -21.6	Spot	75.87 -0.44
Aug	104.77 +2.90	Sep	148.27 +3.47	Sep	3.706 -2.0	Aug	9.114 -21.6	Jun	75.87 -0.46
Oct	107.02 +2.22	Oct	147.85 +3.07	Dec	3.826 -1.6	Sep	9.182 -21.4	Sep	75.99 -0.47
Dec	111.35 +2.05	Nov	147.70 +2.62	Mar	3.924 -1.4	Nov	9.304 -19.4	Dec	76.13 -0.47
Feb	114.77 +1.67	Jan	145.02 +2.67	May	3.990 -1.4	Jan	9.392 -19.0	Mar	76.29 -0.47
Apr	116.22 +1.45	Mar	144.45 +2.70	Jul	4.052 -1.0	Mar	9.432 -17.4	Jun	76.43 -0.47

Beef Farmers of Ontario, 130 Malcolm Road, Guelph, ON N1K 1B1 Phone: (519) 824-0334 Fax: (519) 824-9161 or email: markets@ontariobeef.com

Comments for the week ending June 14, 2018

There were just 400 fed steers and heifers sold through auction markets this week, down 170 head from last week and 59 less than the same time last year. Fed steers ranged from \$139.17-\$152.45 with a weekly weighted average price of \$146.97 up \$3.04 from last week, but \$27.62 below year ago prices. Fed heifers sold from \$133.99-\$150.11 averaging \$141.97 up \$0.89 from last week, and \$30.65 lower than year ago prices. Auction market reports started out with active trading at prices fully steady on lighter volumes. By mid-week the market was steady to stronger on the better quality cattle and ended the week up \$1.00-\$2.00 cwt.

Ontario railgrade prices held fully steady for the third consecutive week, with majority of the cattle for delivery the week of June 25th. Steers sold from \$245.00-\$247.00 dressed while heifers were reported from \$244.00-\$246.00. This week's average prices continue to be \$51.00 lower than this time last year!

This week's Boxed Beef Report by Kevin Grier notes: "Distributors in Canada were willing buyers by mid-week after standing off early. The big retailers are filling in their secondary ads for early July and are finalizing front page ads for late July. At least one is done the Civic Holiday buying while the others are still getting prices and negotiating. The second half of June should see good featuring." Kevin also notes that forward pricing (six weeks out, week ending July 21st): "Packers are putting up a brave face but generally asking prices are lower across the cut-out. Chuck meat is being priced steady to lower along with most of the hip, although some cuts are steadier than others. Loins are priced steady while packers are conceding on the rib."

Volumes of cull cows this week were lower again with 1,963 head sold through auction markets, down 155 head from last week but 175 more than this time last year. Cows sold from \$61.08-\$87.74 averaging \$73.61 up \$2.43 from last week, but \$21.99 below year ago prices. Auction markets reported trade early week as steady but as the week progressed, prices were anywhere from \$1.00-\$7.00 cwt higher on strong demand, with quality considered. By mid-week the market was fully steady to stronger on the better quality lots.

There were 4,076 stocker and feeder cattle on offer this week at auction markets, up 326 head from last week but 396 less than the same time last year. Auction markets reported calves as \$3.00-\$5.00 cwt higher early week, but by mid-week the light calves were noted as up to \$8.00-\$9.00 cwt higher. Heavier cattle were reported as fully steady to \$2.00-\$3.00 stronger early week, but by mid-week the heavy steers were under pressure. The market ended the week at steady to strong prices on all weights and classes. Actual average prices this week for steers 400-500 lbs were down \$3.87, Steers 500-600 lbs were up \$0.18 from last week, 600-700 lbs up \$4.68, 700-800 lbs up \$3.45, 800-900 lbs up \$4.31, 900-1000 lbs up \$3.19 and steers 1000 lbs and over averaged \$0.11 higher than last week's weighted average prices. Heifers 300-400 lbs were down \$5.38 on average, 400-500 lbs up \$11.89, 500-600 lbs up \$2.49, 600-700 lbs down \$2.55, 700-800 lbs up \$1.00, 800-900 lbs down \$4.19 and steers 900 lbs and over were up \$5.17 from last week, on average.

The Quebec electronic market this week ranged from \$248.75-\$252.25 dressed, up \$4.35 from last week on average.

Alberta direct trade was light this week. Canfax reported sales from \$238.00-\$240.00 delivered on a dressed basis, with majority at \$238.00, with delivery the second half of July. Prices this week are steady to \$3.00 cwt lower on a dressed basis. Canfax notes: "Fed prices are on track to establish new lows this week. Feeding margins remain negative on the cattle being sold right now."

The US cash cattle trade for the week ending June 6th, did not develop until late Friday afternoon, on a stronger demand. The USDA Mandatory Price Report listed live sales from \$111.00-\$118.25 for the week, with steers averaging \$114.66 up \$4.11 from the previous week on average, while heifers averaged \$114.67 up \$4.30. There have been reports of cattle sold in Nebraska at \$111.00-\$113.00 live were for delivery the first week in July. Dressed deals last week ranged from \$180.00-\$184.00 with steers averaging \$182.75 up \$5.40 from the previous week on average, while heifers averaged \$182.22 up \$4.98.

This week, the cash market remains basically untested at time of reporting. 596 head were on offer at the Fed Cattle Exchange online auction on Wednesday but no sales were reported as sellers passed bids of \$112.00 live. On Thursday afternoon, on the cash trade, a light test developed in Nebraska at lower prices, with live sales mostly \$110.00-\$112.00 down around \$5.00, while dressed deals were reported at \$174.00-\$180.00, mostly \$178.00, down around \$5.00-\$6.00, noting that some of these cattle were for delivery into July. However, most feedlots passed the lower bids, so the market remained basically unestablished. Today, asking prices are sitting around \$116.00 plus live in the south and \$185.00 plus dressed in the north. Bids are currently at \$110.00 live and \$175.00-\$178.00 dressed, but no selling interest has developed at these prices. With sharply higher cattle futures today, sellers are holding asking prices firm. On the other hand, with cut outs declining packers are not pushing bids higher. At some point this afternoon, light to moderate trade should develop.