



## Weekly Market Information Report for the week ending Thursday June 21, 2018

The following information is collected from various sources and disseminated by Beef Farmers of Ontario.

### ONTARIO DIRECT TO PACKER RAILGRADE CATTLE TRADE

Prices are on a carcass weight basis before grade and weight discounts. Weekly Range:

A Grade Steers	245.00-250.00
A Grade Heifers	244.00-249.00

### ONTARIO LIVE CATTLE TRADE

Ontario auction sales this week saw weighted average price ranges for:

FED CATTLE	Volume	Price Range	Average	Top	Last Week Avg
Large Frame Steers +1250	106	136.65-157.75	147.06	159.00	146.88
Medium Frame Steers +1250	65	138.05-149.21	144.43	153.00	145.93
Large & Medium Frame Steers +1250	171	138.08-157.01	146.43	159.00	146.97
Large Frame Heifers +1000	113	129.19-151.22	143.80	156.50	144.79
Medium Frame Heifers +1000	115	130.64-148.16	141.87	158.50	136.85
Large & Medium Frame Heifers +1000	228	128.24-150.89	142.74	158.50	141.97
Cows - All Weights	2,523	62.18-85.76	73.46	144.99	73.61
Bulls - All Weights	136	86.81-109.88	97.12	147.00	96.45

#### STOCKERS - Large and Medium Frame

STEERS	Volume	Price Range	Average	Top	Last Week Avg
1000+	658	151.43-168.91	160.05	172.00	157.23
900-999	298	159.48-179.55	169.78	188.00	171.87
800-899	324	171.19-188.48	183.31	204.25	184.56
700-799	182	175.07-203.72	191.39	215.75	190.90
600-699	198	171.90-220.15	197.79	237.00	203.08
500-599	202	170.64-230.67	205.75	257.00	214.22
400-499	116	162.49-232.61	206.63	262.00	209.67
-399	56	162.15-218.45	190.04	270.00	206.92

#### STOCKERS - Large and Medium Frame

HEIFERS	Volume	Price Range	Average	Top	Last Week Avg
+900	437	139.45-156.12	147.68	159.00	147.64
800-899	165	149.82-161.04	155.90	179.00	154.62
700-799	128	153.81-179.28	168.06	189.00	162.12
600-699	209	155.09-190.72	175.97	206.50	175.59
500-599	154	157.11-195.44	178.89	212.50	188.80
400-499	99	156.59-208.94	186.79	242.00	194.80
300-399	24	155.21-177.46	167.57	230.00	191.90
-299	N/T				92.33

At Kawartha Lakes Community Sale Barn, June 16, 2018 – 136 cows, 6 bulls, 330 veal, 46 stockers

	Price Range	Avg.	Top
Cows	58.00-83.00	70.28	98.00
Veal 600 lbs +	97.00-107.00	99.79	107.00
Veal 125 lbs and less	90.00-355.00	160.09	355.00

**Denfield Livestock Exchange Inc., June 19, 2018- 256 Fed Cattle, 32 Veal, 6 Bulls, 107 Cows & 122 Drop Calves**

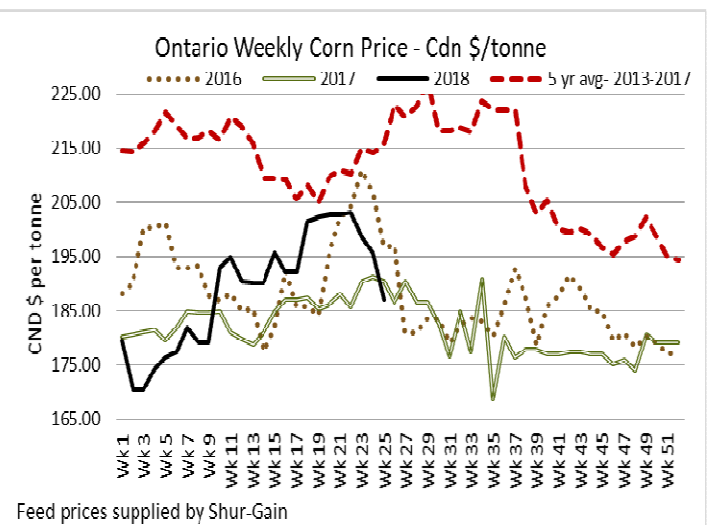
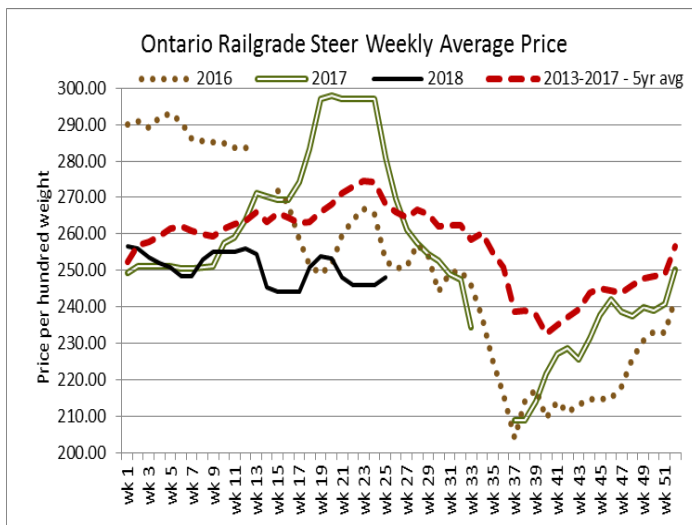
	Price Range	Top		Price Range	Top
Choice steers	150.00-155.00		Good beef cows	85.00-95.00	102.00
Good steers	145.00-150.00		Good Holstein cows	75.00-85.00	
Choice heifers	150.00-155.00	165.50	D1 & D2 Cows	60.00-70.00	
Good heifers	145.00-150.00		D3 & D4 Cows	50.00-60.00	
Good Holstein veal	110.00-120.00		Choice drop calves	\$225.00-\$300.00/hd	\$400.00/hd
Plain & heavy veal	100.00-110.00		Good drop calves	\$150.00-\$220.00/hd	
Good beef bulls	85.00-95.00		Plain & Newborns	\$40.00-\$125.00/hd	
Good Hol bulls	90.00-95.00				

**At Renfrew Pontiac Livestock Ltd.: June 12, 2018 – 5 Replacement Calves, 92 Cows, 12 Bulls**

	Price Range	Top
Replacement Calves	120.00-150.00	240.00
Cows D1 & D2	81.00-94.00	
Cows D3	74.00-80.00	
Cows D4	64.00-73.00	
Bulls	91.00-104.00	109.00

**At Aylmer Stockyards Inc.: June 20, 2018 – 17 stockers, 67 Veal, 166 Cows, 6 Bulls, 42 Fed Cattle**

	Price Range	Average	Top
Large & Medium Frame Fed Heifers +1000 lbs	125.00-145.99	143.10	145.99
Fed Heifers, Dairy & Dairy Cross	65.00-100.00	89.00	100.00
Cows	50.00-98.99	75.40	144.99
Veal over 600 lbs	80.00-118.99	107.80	118.99



Feed prices supplied by Shur-Gain

**ONTARIO STOCKER & FEEDER TRADE**

**Stocker sale at Brussels Livestock: June 15, 2018 – 922 Stockers**

Steers	Price Range	Average	Top	Heifers	Price Range	Average	Top
1000+	140.00-158.00	152.73	170.50	900+	145.00-158.50	151.47	159.00
900-999	162.00-179.75	170.33	184.00	800-899	148.00-160.50	154.58	167.00
800-899	146.00-186.75	173.65	186.75	700-799	158.50-189.00	174.58	189.00
700-799	130.00-152.00	137.00	157.00	600-699	175.00-196.00	186.63	196.00
600-699	187.00-215.00	201.29	235.00	500-599	180.00-210.00	190.10	210.00
500-599	203.00-257.00	240.40	257.00	400-499	120.00-242.00	196.22	242.00
400-499	170.00-262.00	238.50	262.00				
399-	235.00-270.00	254.55	270.00				

Stocker sale at: **Community Livestock Exchange: June 19, 2018 – 141** Stockers

<b>Steers</b>	<b>Price Range</b>	<b>Average</b>	<b>Top</b>	<b>Heifers</b>	<b>Price Range</b>	<b>Average</b>	<b>Top</b>
<b>800-899</b>	119.99-171.99	167.10	171.99	<b>600-699</b>	112.99-200.99	171.30	200.99
<b>700-799</b>	139.99-193.99	177.29	193.99	<b>500-599</b>	117.50-194.99	168.50	194.99
<b>600-699</b>	126.00-222.00	164.10	222.00	<b>400-499</b>	122.99-200.00	168.90	200.00
<b>500-599</b>	137.99-214.99	168.99	225.99				
<b>400-499</b>	132.49-235.99	203.29	235.99				

Stocker sale at: **Keady Livestock Market: June 19, 2018 – 579** Stockers

<b>Steers</b>	<b>Price Range</b>	<b>Average</b>	<b>Top</b>	<b>Heifers</b>	<b>Price Range</b>	<b>Average</b>	<b>Top</b>
<b>1000+</b>	156.75-168.00	163.01	171.50	<b>800-899</b>	156.00-167.00	162.11	167.00
<b>900-999</b>	164.25-183.00	174.65	183.00	<b>700-799</b>	179.00-182.50	181.57	184.00
<b>800-899</b>	191.00-195.00	193.24	204.25	<b>600-699</b>	199.00-206.50	202.41	206.50
<b>700-799</b>	203.25-215.75	209.82	215.75				

Stocker sale at: **Renfrew Pontiac Livestock: June 19, 2018 – 160** Stockers

<b>Steers</b>	<b>Price Range</b>	<b>Average</b>	<b>Top</b>	<b>Heifers</b>	<b>Price Range</b>	<b>Average</b>	<b>Top</b>
<b>700-799</b>	168.99-212.99	196.10	212.99	<b>700-799</b>	150.00-181.00	170.90	181.00
<b>600-699</b>	157.00-237.00	214.59	237.00	<b>600-699</b>	135.00-186.00	165.90	186.00
<b>500-599</b>	136.00-241.99	213.60	241.99	<b>500-599</b>	147.50-212.50	188.70	212.50
<b>400-499</b>	175.00-250.00	226.69	250.00	<b>400-499</b>	189.99-225.00	205.69	225.00

Stocker sale at **Ontario Livestock Exchange: June 20, 2018 – 555** Stockers

<b>Steers</b>	<b>Price Range</b>	<b>Average</b>	<b>Top</b>	<b>Heifers</b>	<b>Price Range</b>	<b>Average</b>	<b>Top</b>
<b>1000+</b>	155.00-172.00	162.26	172.00	<b>800-899</b>	165.50-167.50	166.41	167.50
<b>900-999</b>	165.00-176.00	169.69	176.00				
<b>800-899</b>	175.50-188.00	183.54	188.00				
<b>700-799</b>	183.00-191.00	189.78	191.00				

Stocker sale at: **Ontario Livestock Exchange, June 21, 2018– 207** Stockers

<b>Steers</b>	<b>Price Range</b>	<b>Average</b>	<b>Top</b>	<b>Heifers</b>	<b>Price Range</b>	<b>Average</b>	<b>Top</b>
<b>800-899</b>	135.00-155.00	146.57	186.00	<b>800-899</b>	135.00-150.00	141.67	150.00
<b>700-799</b>	115.00-175.00	137.83	175.00	<b>700-799</b>	95.00-157.00	126.41	179.00
<b>600-699</b>	120.00-179.00	140.25	192.00	<b>500-599</b>	115.00-147.00	131.00	164.00
<b>500-599</b>	105.00-222.50	183.67	222.50				
<b>400-499</b>	105.00-240.00	191.67	240.00				

Stocker sale at: **Ontario Stockyards Inc. - June 21, 2018– 520** Stockers

<b>Steers</b>	<b>Price Range</b>	<b>Average</b>	<b>Top</b>	<b>Heifers</b>	<b>Price Range</b>	<b>Average</b>	<b>Top</b>
<b>1000+</b>	123.00-164.50	150.75	164.50	<b>900+</b>	102.00-155.50	133.69	155.50
<b>900-999</b>	134.00-188.00	161.50	188.00	<b>800-899</b>	162.00-179.00	174.15	179.00
<b>800-899</b>	169.00-196.50	187.79	196.50	<b>700-799</b>	173.00-186.00	183.13	186.00
<b>700-799</b>	160.00-209.50	188.81	209.50	<b>600-699</b>	155.00-190.00	174.06	190.00
<b>600-699</b>	181.00-236.50	205.29	236.50	<b>500-599</b>	177.50-209.00	196.07	209.00
<b>500-599</b>	175.00-236.00	215.30	246.00	<b>400-499</b>	167.50-211.00	193.13	214.00
<b>400-499</b>	180.00-237.00	203.63	246.00	<b>300-399</b>	162.50-185.00	174.94	211.00
<b>399-</b>	155.00-187.50	173.81	215.00				

Stocker sale at: **Ottawa Livestock Exchange, June 21, 2018– 101** Stockers

<b>Steers</b>	<b>Price Range</b>	<b>Average</b>	<b>Top</b>	<b>Heifers</b>	<b>Price Range</b>	<b>Average</b>	<b>Top</b>
<b>600-699</b>	154.00-200.00	186.82	200.00	<b>400-499</b>	162.00-209.00	184.75	209.00
<b>500-599</b>	184.00-238.00	206.95	238.00				

**LIVE CATTLE EXPORTS-ONTARIO**

	<b>Week ending June 2, 2018</b>	<b>Week ending May 26, 2018</b>	<b>Year to Date</b>
<b>Total</b> live slaughter cattle exported from Ontario to the U.S.	<b>2,099</b>	<b>2,209</b>	<b>49,269</b>
<b>Steers &amp; Heifers</b>	1,042	1,022	23,691
<b>Cows</b>	745	834	19,422
<b>Bulls</b>	312	353	6,156

**QUEBEC ELECTRONIC AUCTION MARKET (F.O.B. THE FEEDLOT)**

	<b>Price</b>	<b>Change from Last Week</b>
On Thursday, June 21, 2018	246.00-250.25	-1.78

**ALBERTA DIRECT TRADE**

Week Ending Thursday, June 21, 2018

<b>Steers</b>	Live	145.00	Rail <b>FOB</b>	237.00-244.00
<b>Heifers</b>	Live	N/T	Rail <b>FOB</b>	237.00-244.00

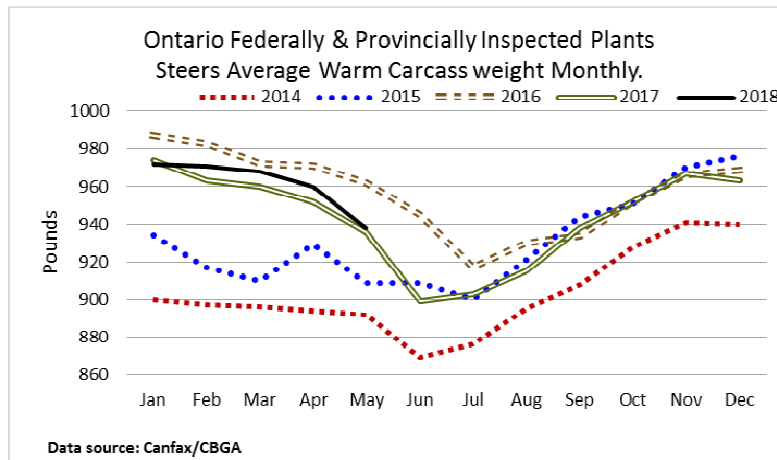
**U.S. TRADE (U.S. funds)**

Week Ending Thursday, June 21, 2018

<b>Choice and Select Steers and Heifers:</b>	Live	108.00-110.00
	Rail	172.00-178.00

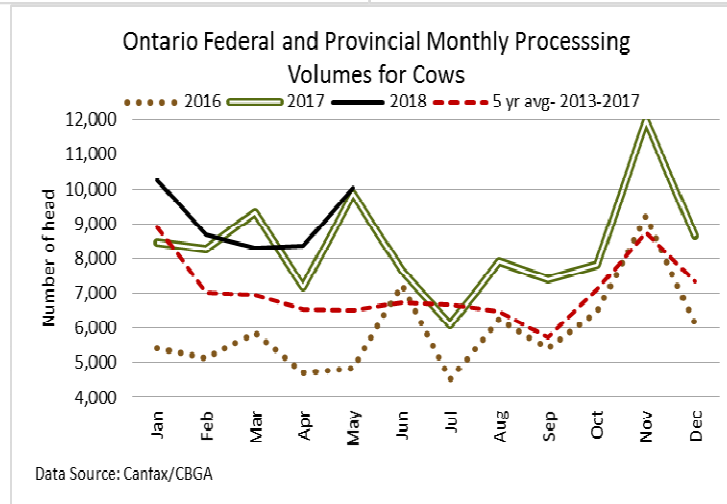
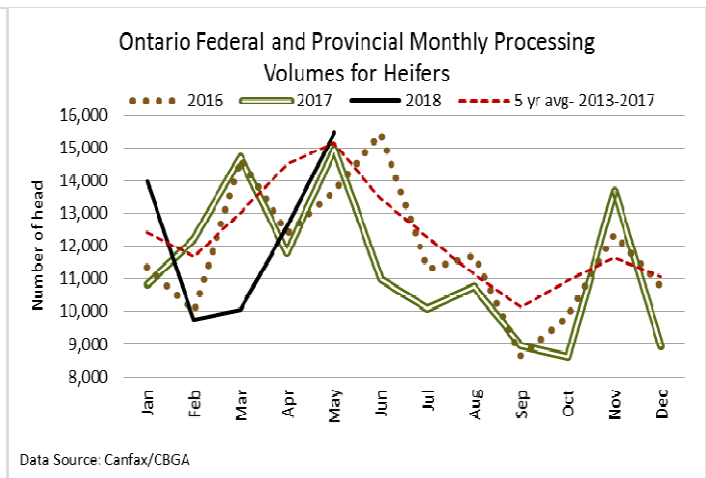
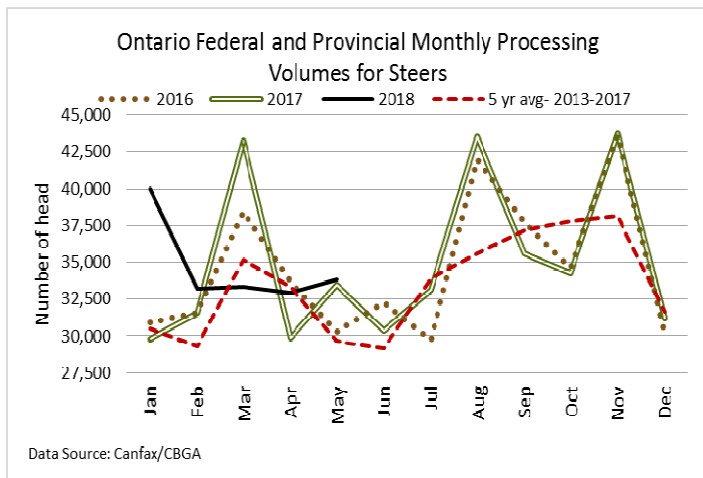
**AVERAGE CARCASS WEIGHTS – CANADA**

	<b>Steers</b>	<b>Heifers</b>
June 16, 2018	850	782
June 9, 2018	832	783
June 17, 2017	846	782



**FEDERALLY INSPECTED CANADIAN PROCESSING**

	<b>Week Ending June 16, 2018</b>	<b># of hd change from week ago</b>	<b>YTD</b>	<b>% Change (Week Ago)</b>	<b>% Change (Year Ago)</b>
<b>Grand Total</b>	67,723	+3,905	1,330,061	+6%	+9%
<b>Western Slaughter</b>	55,825	+4,676	1,028,963	+9%	+10%
<b>Eastern Slaughter</b>	11,898	--771	301,098	-6%	+4%



#### USDA ESTIMATED CATTLE PROCESSING VOLUME

	Week Ending June 23, 2018	Previous Week	Year Ago
<b>Grand Total</b>	664,000	654,000	639,000

#### CANADIAN BOXED BEEF CUT-OUT VALUES

Week Ending	AAA	AA
June 2, 2018	2.8362	2.6243
May 25, 2018	2.8390	2.6571
May 18, 2018	2.8197	2.6467

#### U.S. BOXED BEEF CUT-OUT VALUES (U.S. funds)

Current Five Day Average:	Choice 600-900	Select 600-900
	219.54	202.38

#### LIVE CATTLE – CANADA

IMPORTS		Import % change from 2017 YTD	EXPORTS		Export % change from 2017 YTD
Jan 1- Apr 30/18			Jan 1- Jun 9/18		
Pure bred	2,075	+15%	Slaughter steers & heifers	116,511	-16%
Non-pure bred	35,859	+77%	Feeder steers & heifers	125,305	+67%
			Cows & Bulls	60,264	-30%

### BEEF EXPORTS – CANADA

<b>United States</b>	<b>Change from last year YTD</b>	<b>Mexico</b>	<b>Change from last year YTD</b>
Jan 1- Apr 30/18		Jan 1- Apr 30/18	
Total 89,154 tonnes	+10% or +7,998 tonnes	4,897 tonnes	-12% or -648 tonnes

### BEEF PRODUCTION – CANADA

	<b>Jan 1 – Jun 16/18</b>	<b>Last Year Same Time</b>	<b>% Change</b>
Fed	423,915 tonnes	392,945 tonnes	+8%
Non-fed	82,826 tonnes	74,325 tonnes	+11%

### BEEF IMPORTS – CANADA

	<b>Jan 1 – Jun 16/18</b>	<b>Last Year Same Time</b>	<b>% Change</b>
United States	57,239 tonnes	56,403 tonnes	+1%
Non-NAFTA	26,662 tonnes	24,368 tonnes	+9%
EU-28 (beef/veal total)	826 tonnes	809 tonnes	+2%
Total	88,380 tonnes	84,185 tonnes	+5%

### CHICAGO MERCANTILE EXCHANGE

Closing quotes on futures today were as follows:

<b>Live Cattle</b>		<b>Feeder Cattle</b>		<b>Corn</b>		<b>Soybeans</b>		<b>Canadian \$</b>	
<b>Jun</b>	108.27 -0.37	<b>Aug</b>	149.20 +0.72	<b>Jul</b>	3.572 +0.2	<b>Jul</b>	8.944 +14.0	<b>Spot</b>	75.30 +0.13
<b>Aug</b>	105.90 -0.22	<b>Sep</b>	149.82 +0.57	<b>Sep</b>	3.664 +0.0	<b>Aug</b>	9.000 +14.4	<b>Sep</b>	75.41 +0.13
<b>Oct</b>	109.40 +0.40	<b>Oct</b>	14.47 +0.45	<b>Dec</b>	3.780 -0.2	<b>Sep</b>	9.060 +14.6	<b>Dec</b>	75.55 +0.14
<b>Dec</b>	112.95 +0.57	<b>Nov</b>	149.12 +0.40	<b>Mar</b>	3.874 -0.2	<b>Nov</b>	9.162 +14.6	<b>Mar</b>	75.70 +0.14
<b>Feb</b>	115.45 +0.42	<b>Jan</b>	146.45 +0.47	<b>May</b>	3.944 +0.2	<b>Jan</b>	9.252 +14.6	<b>Jun</b>	75.85 +0.16
<b>Apr</b>	116.60 +0.15	<b>Mar</b>	145.60 +0.37	<b>Jul</b>	4.002 +0.0	<b>Mar</b>	9.280 +13.0	<b>Sep</b>	75.99 +0.15

Beef Farmers of Ontario, 130 Malcolm Road, Guelph, ON N1K 1B1 Phone: (519) 824-0334 Fax: (519) 824-9161 or email: [markets@ontariobeef.com](mailto:markets@ontariobeef.com)

### Comments for the week ending June 21, 2018

The fed cattle market saw 399 head of steers and heifers sell through auction markets this week which is fully steady to last week but 115 less than the same time last year. Fed steers traded from \$138.08-\$257.01 averaging \$146.43 down \$0.54 from last week, and \$19.68 below year ago prices. Fed heifers sold from \$128.24-\$150.89 averaging \$142.74 up \$0.77 from last week and \$21.36 lower than year ago prices. Auction markets reported active trade with steady prices. By mid-week trade was as active with prices steady to strong on the better quality cattle, with all others steady.

Ontario railgrade prices the previous Friday were holding steady at \$245.00-\$247.00 dressed for steers and \$244.00-\$246.00 for heifers. On Monday, the market improved by \$3.00 with steers now reported from \$248.00-\$250.00 dressed and heifers \$247.00-\$249.00, and held steady at these prices the remainder of the week. This week's average prices are \$2.00 higher than last week but \$33.00 below year ago prices. Delivery of the cattle sold this week was reported for the weeks of June 25<sup>th</sup> and July 2<sup>nd</sup>.

Larger receipts of cows sold through auction markets this week totaling 2,523 head, up 560 from last week and 710 more than this time last year. Cows ranged from \$62.18-\$85.76 averaging \$73.46, down \$0.15 from last week and \$22.84 lower than last year at this time. Auction markets reported prices as steady on active trade early week but as the week progressed, the market was active with prices steady to strong, up at least \$2.00-\$3.00 cwt. The week ended on a larger offering with prices barely steady.

Lighter volumes of 3,252 stocker and feeder cattle sold through auction markets this week, down 824 head from last week and 274 less than the same week last year. Auction markets reported the calves as active with prices \$3.00-\$5.00 higher to \$4.00-\$7.00 higher as the week progressed, but ended the week on a steady tone. Heavier cattle were reported as steady, with the yearling heifers up \$2.00-\$3.00 cwt. As the week progressed, the market was up \$1.00-\$2.00 on the heavier shortkeeps with all others steady. The

market ended with steady to stronger prices. Actual average prices this week saw steers 400-500 lbs down \$3.04 from last week on average, 500-600 lbs down \$8.47, 600-700 lbs down \$5.29, 700-800 lbs up \$0.49, 800-900 lbs down \$1.25, 900-1000 lbs down \$2.09 and steers 1000 lbs and over were \$2.82 higher than last week on average. Heifers 300-400 lbs were \$24.33 lower than last week on average, heifers 400-500 lbs down \$8.01, 500-600 lbs down \$9.91, 600-700 lbs up \$0.38, 700-800 lbs up \$5.94, 800-900 lbs up \$1.28 and heifers 900 lbs and over averaged \$0.04 stronger than last week's weighted average prices.

The Quebec electronic market this week ranged from \$246.00-\$250.25 dressed, down \$1.78 from last week on average.

Alberta direct trade on Wednesday was active as reported by Canfax, with dressed deals from \$240.00-\$243.00 delivered, which is steady to \$3.00 stronger than last week. A couple of live sales were also noted at \$145.00. Prices improved from Wednesday to Thursday with Canfax noting sales from \$243.00-\$245.00 delivered on a dressed basis, which is up around \$4.00 from the previous week on average. Canfax reports: "Even though basis levels did weaken, stronger prices week over week did encourage producers to market cattle. Cattle that had been carried over for the past couple of weeks were sold this week. Buyers were indicating cattle that they bought this week were being scheduled for the first half of July delivery."

The US cash cattle trade for the week ending June 14<sup>th</sup>, did not develop until late Friday afternoon, with extremely light volumes. A few scattered deals earlier in the week were from \$112.00-\$115.00 live but sales were very sporadic and not enough to establish a market. Late Friday afternoon a light test developed in all feeding states. The Mandatory Price report listed southern sales from \$110.00-\$113.00 live with steers averaging \$111.28 and heifers \$111.29 down \$3.38 from the previous week on average. Business in the north was also very light with sales reported from \$174.00-\$179.00 dressed, with steers averaging \$177.55 down \$5.20 from the previous week, while heifers averaged \$178.80 down \$3.42.

In the U.S. this week, there were 2,125 head on offer at the Fed Cattle Exchange online auction, all from either Nebraska or Kansas, with delivery set for 1-9 days. 1,469 cattle sold at \$110.00 live, all of them from Nebraska, while the cattle from Kansas were unsold, with one lot passing bids of \$112.00 live. The cash cattle trade has seen a couple of scattered deals on Monday at \$178.00-\$179.00 dressed, which is steady to last week, while Tuesday saw a very limited number of cattle trade at \$108.00 live in the south and \$173.00-\$178.00 dressed in the north, down around \$1.00-\$3.00 from last week, but not enough to establish a market. At time of reporting a light trade has developed in the south from \$109.00-\$110.00 live down \$2.00-\$3.00 from last week, while in the north some dressed trade is surfacing at \$172.00-\$173.00 down \$4.00-\$5.00 from last week. There are still a good number of cattle left to trade but at this point it appears that the market has been established.