



## Weekly Market Information Report for the week ending Thursday August 2, 2018

The following information is collected from various sources and disseminated by Beef Farmers of Ontario.

### ONTARIO DIRECT TO PACKER RAILGRADE CATTLE TRADE

Prices are on a carcass weight basis before grade and weight discounts. Weekly Range:

<b>A Grade Steers</b>	244.00-248.00
<b>A Grade Heifers</b>	243.00-247.00

### ONTARIO LIVE CATTLE TRADE

Ontario auction sales this week saw weighted average price ranges for:

<b>FED CATTLE</b>	<b>Volume</b>	<b>Price Range</b>	<b>Average</b>	<b>Top</b>	<b>Last Week Avg</b>
<b>Large Frame Steers +1250</b>	94	131.34-146.57	139.61	152.00	135.94
<b>Medium Frame Steers +1250</b>	63	126.51-145.75	136.86	148.00	139.72
<b>Large &amp; Medium Frame Steers +1250</b>	157	128.63-147.89	140.93	152.00	140.69
<b>Large Frame Heifers +1000</b>	58	117.29-141.52	132.31	158.00	137.60
<b>Medium Frame Heifers +1000</b>	45	123.06-136.31	131.30	150.00	134.61
<b>Large &amp; Medium Frame Heifers +1000</b>	103	123.57-145.76	135.33	158.00	136.17
<b>Cows - All Weights</b>	2,032	51.53-77.76	63.75	109.00	64.43
<b>Bulls - All Weights</b>	89	79.18-100.80	89.65	153.00	87.28

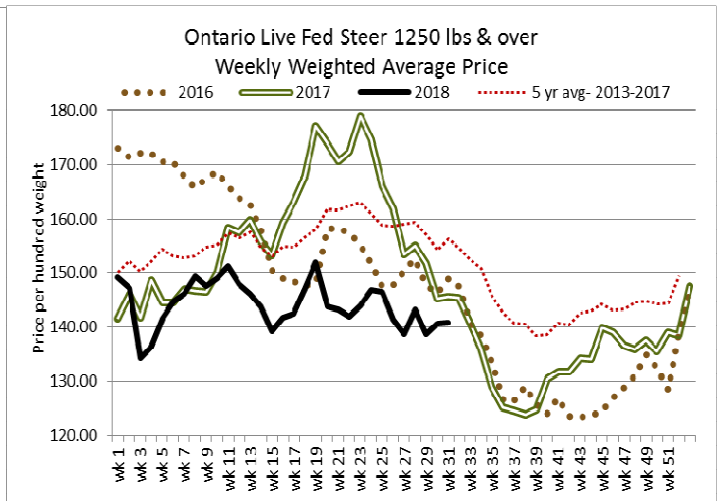
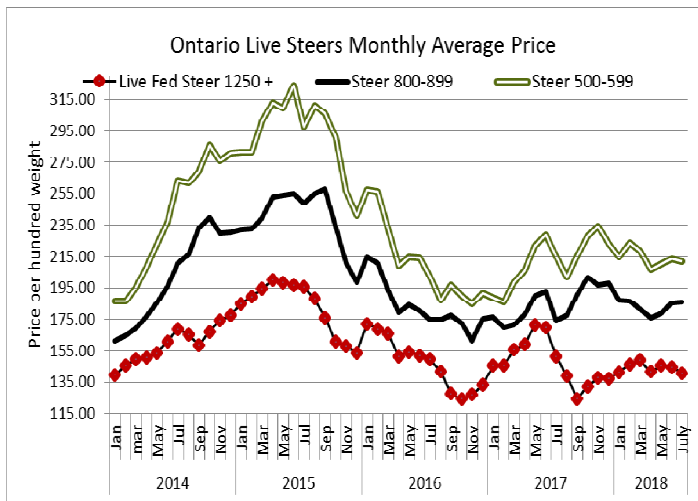
### STOCKERS - Large and Medium Frame

<b>STEERS</b>	<b>Volume</b>	<b>Price Range</b>	<b>Average</b>	<b>Top</b>	<b>Last Week Avg</b>
<b>1000+</b>	779	162.60-181.39	171.73	189.00	170.05
<b>900-999</b>	347	178.26-187.36	183.80	195.00	178.61
<b>800-899</b>	429	180.75-199.69	191.70	212.75	189.31
<b>700-799</b>	193	179.10-212.37	196.15	224.00	200.94
<b>600-699</b>	184	181.93-222.06	206.20	232.00	203.21
<b>500-599</b>	148	180.82-242.31	215.16	262.00	210.00
<b>400-499</b>	84	192.75-251.81	221.90	281.00	206.55
<b>-399</b>	31	154.37-191.73	169.67	282.00	179.95

<b>HEIFERS</b>	<b>Volume</b>	<b>Price Range</b>	<b>Average</b>	<b>Top</b>	<b>Last Week Avg</b>
<b>+900</b>	392	137.01-163.54	151.84	179.00	117.37
<b>800-899</b>	224	153.39-173.71	164.80	182.50	154.53
<b>700-799</b>	196	146.70-183.75	169.84	205.81	166.49
<b>600-699</b>	153	153.04-196.50	175.09	235.62	175.52
<b>500-599</b>	139	152.78-199.50	180.12	228.00	174.50
<b>400-499</b>	66	156.26-214.62	183.78	240.00	176.84
<b>300-399</b>	21	174.17-198.71	182.29	250.00	181.93
<b>-299</b>	9	200.06-206.72	203.39	290.00	188.00

At Kawartha Lakes Community Sale Barn, July 28, 2018 – 103 cows, 11 bulls, 56 veal, 38 stockers

	<b>Price Range</b>	<b>Avg.</b>	<b>Top</b>
<b>Cows</b>	54.00-85.00	67.65	97.50
<b>Bulls under 1600 lbs</b>	65.00-129.00	92.78	129.00
<b>Bulls over 1600 lbs</b>	72.00-104.00	91.87	104.00
<b>Veal 600 lbs +</b>	107.50-159.00	119.95	159.00
<b>Veal 125 lbs and less</b>	107.50-165.00	124.76	165.00



**Denfield Livestock Exchange Inc., July 31, 2018 - 109 Fed Cattle, 41 Veal, 3Bulls, 57 Cows & 132 Drop Calves**

	Price Range	Top		Price Range	Top
Choice steers	145.00-150.00		Good beef cows	75.00-85.00	92.00
Good steers	140.00-145.00		Good Holstein cows	65.00-75.00	
Choice heifers	150.00-155.00	164.50	D1 & D2 Cows	55.00-60.00	
Good heifers	142.00-147.00		D3 & D4 Cows	40.00-50.00	
Good Holstein veal	115.00-125.00		Choice drop calves	\$200.00-\$250.00/hd	\$490.00/hd
Plain & heavy veal	100.00-110.00		Good drop calves	\$125.00-\$200.00/hd	
Good beef bulls	87.00-93.50		Plain & Newborns	\$50.00-\$100.00/hd	

**At Renfrew Pontiac Livestock Ltd.: July 31, 2018 – 14 Replacement Calves, 75 Cows, 6 Bulls**

	Price Range	Top
Replacement Calves	110.00-150.00	200.00
Cows D1 & D2	75.00-84.00	103.00
Cows D3	69.00-72.00	
Cows D4	61.00-68.00	
Bulls	85.00-95.00	103.00

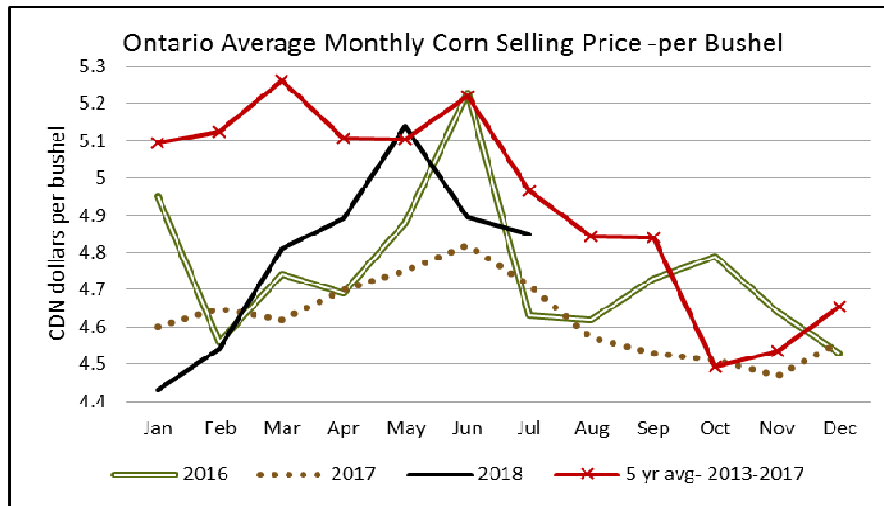
**At Aylmer Stockyards Inc.: August 1, 2018 – 24 stockers, 80 Veal, 143 Cows, 27 Fed Cattle**

	Price Range	Average	Top
Fed Heifers, Dairy & Dairy Cross	79.00-121.50	98.19	121.50
Cows	42.99-92.50	68.50	92.50
Veal over 600 lbs	77.00-147.50	110.80	147.50

**ONTARIO STOCKER & FEEDER TRADE**

**Stocker sale at Brussels Livestock: July 27, 2018 – 1,087 Stockers**

Steers	Price Range	Average	Top	Heifers	Price Range	Average	Top
1000+	154.00-170.75	162.74	170.75	900+	140.00-167.00	154.93	179.00
900-999	152.00-176.00	167.87	191.00	800-899	157.50-175.00	165.98	175.00
800-899	176.00-196.00	188.25	207.00	700-799	151.00-186.00	173.57	186.00
700-799	189.00-219.50	204.20	224.00	600-699	167.00-198.00	181.88	198.00
600-699	180.00-210.00	199.51	232.00	500-599	171.00-201.00	185.64	201.00
500-599	205.00-257.00	228.30	257.00	400-499	182.00-225.00	205.15	225.00
400-499	239.00-281.00	256.73	281.00	300-399	222.00-230.00	226.00	230.00
399-	205.00-230.00	212.00	230.00				



Stocker sale at: **Community Livestock Exchange: July 31, 2018 – 110 Stockers**

Steers	Price Range	Average	Top	Heifers	Price Range	Average	Top
800-899	139.99-183.00	162.40	183.00	600-699	118.99-198.99	159.40	198.99
600-699	119.99-229.99	180.89	229.99	500-599	115.9-207.50	176.29	207.50
500-599	122.99-245.99	194.39	245.99				
400-499	162.50-262.50	214.69	262.50				

Stocker sale at: **Keady Livestock Market: July 31, 2018 – 655 Stockers**

Steers	Price Range	Average	Top	Heifers	Price Range	Average	Top
1000+	164.50-189.00	178.57	189.00	900+	144.00-156.00	153.10	156.00
900-999	193.00-195.00	193.91	195.00	800-899	172.50-182.50	178.53	182.50
800-899	193.50-201.50	197.30	212.75	700-799	136.00-176.00	156.00	176.00
700-799	199.00-211.00	204.12	211.00	600-699	194.50-207.50	199.94	207.50
600-699	208.00-230.00	221.26	230.00	500-599	201.00-228.00	213.18	228.00
500-599	197.50-235.00	218.35	235.00	400-499	170.00-232.00	212.56	232.00
400-499	232.50-245.00	238.50	245.00	300-399	115.00-130.00	118.75	130.00

Stocker sale at: **Renfrew Pontiac Livestock: July 31 –54 Stockers**

Steers	Price Range	Average	Top	Heifers	Price Range	Average	Top
600-699	163.99-206.99	189.70	206.99	900+	139.99-158.00	153.80	158.00
500-599	218.99-237.00	229.80	237.00	600-699	170.99-193.50	179.80	193.50
400-499	239.99-252.00	249.00	252.00				

Stocker sale at **Ontario Livestock Exchange: August 1, 2018 – 665 Stockers**

Steers	Price Range	Average	Top	Heifers	Price Range	Average	Top
1000+	166.50-184.50	174.71	184.50	900+	146.00-167.00	156.02	167.00
900-999	176.00-182.50	180.02	182.50				
800-899	180.00-210.50	194.41	210.50				

Stocker sale at: **Ontario Livestock Exchange, August 2, 2018– 275 Stockers**

Steers	Price Range	Average	Top	Heifers	Price Range	Average	Top
800-899	105.00-192.00	157.15	192.00	800-899	148.00-151.00	149.29	151.00
700-799	155.00-194.00	177.00	194.00	700-799	110.00-178.00	154.67	178.00
600-699	182.50-223.00	203.91	223.00	500-599	101.00-181.00	151.50	182.50
500-599	170.00-233.00	204.15	233.00				

Stocker sale at: **Ontario Stockyards Inc. – August 2, 2018– 502** Stockers

<b>Steers</b>	<b>Price Range</b>	<b>Average</b>	<b>Top</b>	<b>Heifers</b>	<b>Price Range</b>	<b>Average</b>	<b>Top</b>
<b>1000+</b>	153.00-169.00	159.94	170.00	<b>900+</b>	95.00-149.00	124.26	149.00
<b>900-999</b>	163.00-190.00	177.57	190.00	<b>800-899</b>	86.00-176.00	145.82	176.00
<b>800-899</b>	177.00-203.00	195.36	203.00	<b>700-799</b>	144.00-177.00	163.66	180.00
<b>700-799</b>	161.00-216.00	190.92	216.00	<b>600-699</b>	135.00-187.00	162.18	194.00
<b>600-699</b>	191.00-231.00	216.60	231.00	<b>500-599</b>	140.00-197.00	175.05	213.00
<b>500-599</b>	190.00-246.00	216.77	246.00	<b>400-499</b>	132.50-225.00	167.93	240.00
<b>400-499</b>	155.00-265.00	211.72	247.00	<b>300-399</b>	178.00-237.00	196.61	237.00

Stocker sale at: **Ottawa Livestock Exchange, August 2, 2018– 107** Stockers

<b>Steers</b>	<b>Price Range</b>	<b>Average</b>	<b>Top</b>	<b>Heifers</b>	<b>Price Range</b>	<b>Average</b>	<b>Top</b>
<b>700-799</b>	195.00-206.00	203.80	206.00	<b>700-799</b>	147.00-205.81	187.86	205.81
<b>600-699</b>	102.00-214.00	167.80	214.00	<b>600-699</b>	135.00-235.62	194.47	265.62
<b>500-599</b>	182.00-252.00	228.67	262.00	<b>500-599</b>	170.00-188.00	178.63	188.00
<b>400-499</b>	225.00-262.00	240.67	262.00				

### **LIVE CATTLE EXPORTS-ONTARIO**

	<b>Week ending July 14, 2018</b>	<b>Week ending July 7, 2018</b>	<b>Year to Date</b>
<b>Total live slaughter cattle exported from Ontario to the U.S.</b>	<b>2,075</b>	<b>2,409</b>	<b>62,650</b>
<b>Steers &amp; Heifers</b>	589	621	29,305
<b>Cows</b>	1,198	1,469	24,956
<b>Bulls</b>	288	319	8,389

### **QUEBEC ELECTRONIC AUCTION MARKET (F.O.B. THE FEEDLOT)**

	<b>Price</b>	<b>Change from Last Week</b>
For the week ending August 2, 2018	239.75-242.00	-4.11

### **ALBERTA DIRECT TRADE**

For the week ending Thursday, August 2 2018

<b>Steers</b>	Live <b>FOB</b>	146.50	Rail <b>FOB</b>	241.50-245.75
<b>Heifers</b>	Live <b>FOB</b>	N/T	Rail <b>FOB</b>	242.00-243.50

### **U.S. TRADE (U.S. funds)**

For the week Ending Thursday, August 2, 2018

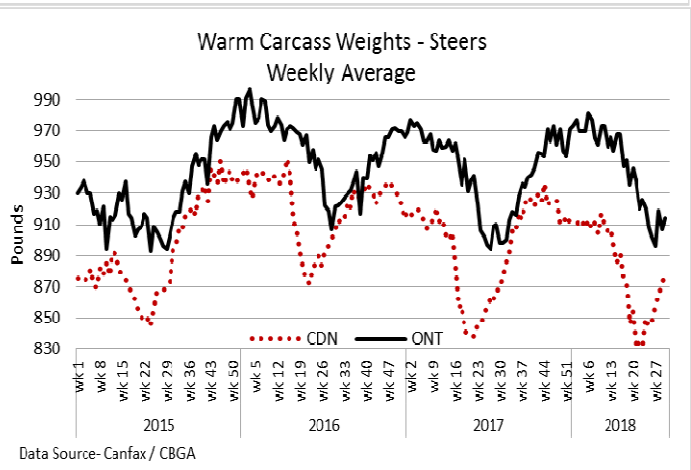
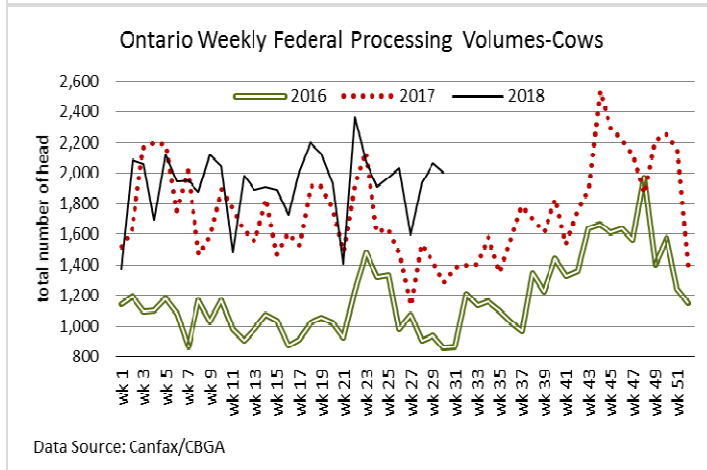
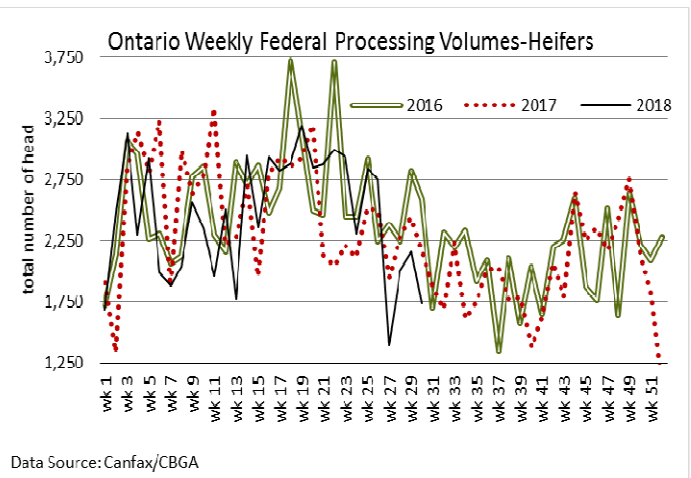
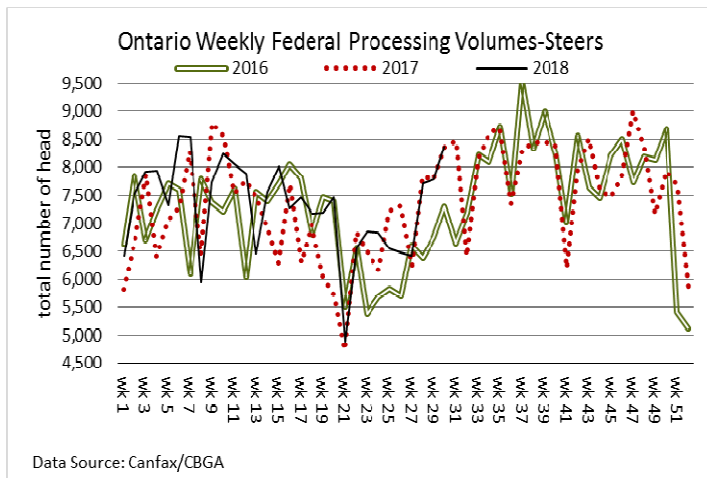
<b>Choice and Select Steers and Heifers:</b>	Live	109.00-110.25 (but not enough to establish a market)
	Rail	174.00-178.00 (but not enough to establish a market)

### **AVERAGE CARCASS WEIGHTS – CANADA**

	<b>Steers</b>	<b>Heifers</b>
<b>July 28, 2018</b>	877	796
<b>July 21, 2018</b>	871	804
<b>July 29, 2017</b>	868	797

### **FEDERALLY INSPECTED CANADIAN PROCESSING**

	<b>Week Ending July 28, 2018</b>	<b># of hd change from week ago</b>	<b>YTD</b>	<b>% Change (Week Ago)</b>	<b>% Change (Year Ago)</b>
<b>Grand Total</b>	64,282	+6,616	1,693,262	+11%	+7%
<b>Western Slaughter</b>	51,319	+6,524	1,319,284	+15%	+8%
<b>Eastern Slaughter</b>	12,963	+92	373,978	+1%	+4%



**USDA ESTIMATED CATTLE PROCESSING VOLUME**

	Week Ending August 4, 2018	Previous Week	Year Ago
<b>Grand Total</b>	626,000	640,000	630,000

**CANADIAN BOXED BEEF CUT-OUT VALUES**

Week Ending	AAA	AA
June 29, 2018	2.7755	2.5881
June 22, 2018	2.8413	2.5963
June 15, 2018	2.7864	2.5424

**U.S. BOXED BEEF CUT-OUT VALUES (U.S. funds)**

	Choice 600-900	Select 600-900
<b>Current Five Day Average:</b>	204.34	197.86

**LIVE CATTLE – CANADA**

<b>IMPORTS</b>			<b>EXPORTS</b>		
		Import % change from 2017 YTD			Export % change from 2017 YTD
<i>Jan 1- May 31/18</i>			<i>Jan 1- Jul 21/18</i>		
Pure bred	2,724	+19%	Slaughter steers & heifers & cows	204,332	-20%
Non-pure bred	45,527	+80%	Feeder cattle & calves	138,092	66%
			Bulls	22,903	-24%

### **BEEF EXPORTS – CANADA**

	<b>United States</b> <i>Jan 1- May 31/18</i>	<i>Change from last year YTD</i>	<b>Mexico</b> <i>Jan 1- May 31/18</i>	<i>Change from last year YTD</i>
Total	112,438 tonnes	+8% or +8,179 tonnes	6,266 tonnes	-9% or -632 tonnes

### **BEEF PRODUCTION – CANADA**

	<i>Jan 1 – Jul 28/18</i>	<i>Last Year Same Time</i>	<i>% Change</i>
Fed	543,528 tonnes	512,041 tonnes	+6%
Non-fed	99,684 tonnes	89,494 tonnes	+11%

### **BEEF IMPORTS – CANADA**

	<i>Jan 1 – Jul 28/18</i>	<i>Last Year Same Time</i>	<i>% Change</i>
United States	71,877 tonnes	71,536 tonnes	0%
Non-NAFTA	30,201 tonnes	29,357 tonnes	+3%
EU-28 (beef/veal total)	1,073 tonnes	1,122 tonnes	-4%
Total	107,733 tonnes	105,031 tonnes	+3%

### **CHICAGO MERCANTILE EXCHANGE**

Closing quotes on futures today were as follows:

<b>Live Cattle</b>			<b>Feeder Cattle</b>			<b>Corn</b>			<b>Soybeans</b>			<b>Canadian \$</b>		
<b>Aug</b>	110.67	+2.07	<b>Aug</b>	152.85	+1.65	<b>Sep</b>	3.696	+3.0	<b>Aug</b>	8.862	+3.6	<b>Spot</b>	77.04	+0.25
<b>Oct</b>	112.00	+2.05	<b>Sep</b>	153.02	+1.67	<b>Dec</b>	3.842	+3.0	<b>Sep</b>	8.914	+4.4	<b>Sep</b>	77.10	+0.26
<b>Dec</b>	115.50	+1.67	<b>Oct</b>	153.02	+1.42	<b>Mar</b>	3.954	+3.2	<b>Nov</b>	9.022	+4.6	<b>Dec</b>	77.21	+0.25
<b>Feb</b>	118.85	+1.12	<b>Nov</b>	153.47	+1.37	<b>May</b>	4.014	+3.4	<b>Jan</b>	9.136	+5.0	<b>Mar</b>	77.33	+0.26
<b>Apr</b>	120.30	+0.82	<b>Jan</b>	152.25	+1.25	<b>Jul</b>	4.040	+3.2	<b>Mar</b>	9.232	+5.2	<b>Jun</b>	77.42	+0.25
<b>Jun</b>	113.90	+0.90	<b>Mar</b>	151.12	+1.17	<b>Sep</b>	4.076	+2.6	<b>May</b>	9.326	+5.2	<b>Sep</b>	77.53	+0.25

Beef Farmers of Ontario, 130 Malcolm Road, Guelph, ON N1K 1B1 Phone: (519) 824-0334 Fax: (519) 824-9161 or email: [markets@ontariobeef.com](mailto:markets@ontariobeef.com)

### **OBCFPP LICENCE CHANGES**

**Licence not renewed, no longer required: Country Dealer**

Hillview Farms, Box 12, Sundridge, ON POA 1Z0

### **UPCOMING ONTARIO AUCTION MARKETS SPECIAL FALL SALES**

Aug 22	10:00 am	Kawartha Lake Community Sale Barn	Fall Stocker Sale
Aug 25	8:30 am	Rainy River Cattlemen’s Sale-Stratton	Yearlings, Early Calves, Cows etc.
Aug 29	2:00 pm	Vankleek Hill Livestock Exchange	Stocker Sale
Sept 1	1:00 pm	Maple Hill Auctions Ltd	Ontario Autumn Angus Classic
Sept 6	10:00 am	Warton-Grey-Bruce Livestock Co-op	Fall Stocker Sale
Sept 7	7:00 pm	Cargill Auction Market	Char & Exotic Cross Yearling Steers & Heifers
Sept 13	11:00 am	Ontario Stockyards Inc	Special Fall Yearling Sale- in with regular sale
Sept 18	10:00 am	Thessalon- Algoma Co-op Livestock Sale	Yearlings, 90 % Vaccinated
Sept 19	10:00 am	Kawartha Lakes Community Sale Barn	Fall Stocker Sale
Sept 21	11:00 am	Community Livestock Exchange	Quinte Cattlemen’s Stocker Sale
Sept 22	11:00 am	Denfield Livestock Exchange	Vaccinated Stocker & Bred Cow, Cow/Calf Pair Sale
Sept 22	1:00 pm	Maple Hill Auctions Ltd	Ontario Autumn Simmental Classic/Rehorst Simmental Dispersal
Sept 26	2:00 pm	Vankleek Hill Livestock Exchange	Stocker Sale
Sept 28	9:00 am	Keady Livestock Market	Grass Yearling Sale, Steers & Heifers, overnight stand
Sept 28	7:00 pm	Cargill Auction Market	Char & Exotic Cross Yearling Steers & Heifers
Sept 29	8:30 am	Rainy River Cattlemen’s Sale-Stratton	Spring Calves & some Yearlings, cows etc

### **Comments for the week ending August 2, 2018**

Lighter receipts of 260 fed steers and heifers sold through auction markets this week, down 136 head from last week, but 76 more than last year at this time. Fed steers ranged from \$128.63-\$147.89 averaging \$140.93 up \$0.24 from last week and \$4.68 below year ago prices. Heifers traded from \$123.57-\$145.76 averaging \$135.33 down \$0.84 from last week, and \$10.90 below year ago prices. Auction market reports early week, reported demand as selective with easier prices. As the week progressed, trade was under pressure with good quality cattle selling mostly steady to slightly lower, while second cut and medium quality were considerably lower. The market ended the week \$2.00-\$3.00 cwt lower.

Ontario railgrade prices the previous Friday were reported at \$248.00 dressed for steers and \$247.00 for heifers, with one federal packer pulling their bid temporarily. On Monday all packers were back bidding with sales from \$244.00-\$248.00 for steers and \$243.00-\$247.00 for heifers. By Wednesday, prices ranged from \$246.00-\$247.00 dressed for steers and \$245.00-\$246.00 for heifers, with one federal packer pulling their bid again, temporarily. Overall, prices this week averaged \$1.25 below last week and \$2.25 below last year at this time. Delivery of the cattle sold this week are for anywhere from next week to the week of August 20<sup>th</sup>.

2,032 fed cows were sold through auction markets this week in Ontario, down 358 from last week but 659 more than the same time last year. Cows ranged from \$51.53-\$77.76 averaging \$63.75, down \$0.68 from last week and \$24.32 below year ago prices. Auction markets reported trade early week as steady to slightly stronger on the good quality, with medium quality \$1.00 cwt lower. By mid-week trade was active with prices fully steady to stronger, but ended the week with barely steady prices.

Larger receipts of 3,395 stocker and feeder cattle sold through auction markets this week, up 1,181 head from last week and 1,291 more than last year at this time, with majority of the cattle trading this week 800 lbs and over. Auction markets reported lighter weight cattle as steady to \$2.00-\$5.00 cwt higher, but steady by week's end. Grass types were very active with higher prices, anywhere from \$2.00-\$5.00 higher with sold buyer interest noted, but holding steady by week's end. Heavier cattle were active with prices fully steady to stronger, up \$2.00-\$3.00 cwt, but were also noted as steady by the end of this week. Actual average prices this week saw steers 400-500 lbs up \$15.35 from last week, 500-600 lbs up \$5.16, 600-700 up \$2.99, 700-800 lbs down \$4.79, 800-900 lbs up \$2.39, 900-1000 lbs up \$5.19 and steers 1000 lbs and over were \$1.68 higher than last week on average. Heifers 300-400 lbs were \$0.36 stronger than last week, 400-500 lbs up \$6.94, 500-600 lbs up \$5.62, 600-700 lbs down \$0.43, 700-800 lbs up \$3.35, 800-900 lbs up \$10.27 and heifers 900 lbs and over averaged \$34.47 stronger than last week. It is important to note that there were only 59 heifers from 800-900 lbs last week and 42 heifers over 900 lbs with lower average prices due to quality and volume.

The Quebec electronic market this week ranged from \$239.75-\$242.00 dressed, down \$4.11 from last week on average.

Alberta direct trade was easier with dressed deals reported by Canfax from \$244.00-\$248.00 cwt delivered. Canfax reports sales for the week, picked up, at \$146.50 live, down \$4.10 on average. Dressed deals, picked up, were from \$241.50-\$245.75 for steers averaging \$243.62, down \$4.25 cwt from last week, while heifers sold from \$242.00-\$243.50 averaging \$242.99 down \$5.30. Canfax notes that cattle sold this week are for delivery the week of August 20<sup>th</sup>.

US cash cattle trade for the week ending July 27<sup>th</sup> until late Friday afternoon and into the early evening, with easier prices and light volumes sold. The USDA Mandatory Price Report listed live sales from \$109.00-\$113.00 with steers averaging \$111.73 down \$0.88 from the previous week, while heifers averaged \$111.58

down \$1.11. On the rail steers and heifers sold from \$174.00-\$178.00 dressed with steers averaging \$176.22 down \$2.78 from the previous week, while heifers averaged \$176.50 down \$2.46.

This week, on Wednesday, at the Fed Cattle Exchange online auction, there were 1,060 head on offer, selling in 9 lots all with delivery in 1-9 days. Five lots sold from \$110.00-\$110.25 live, totaling 851 head, with the rest asking 110.00-115.00 but receiving no bids. Last week there were no online sales to compare to, but these prices are \$1.50 lower than last week's weighted average price on the cash market.

The U.S. cash cattle trade, so far this week has seen sporadic sales pop up here and there, from \$109.00-\$110.00 live and \$174.00-\$178.00 dressed but certainly not enough have sold to establish a market. So, once again, trade has been left until late Friday with sellers hoping for higher prices. Bids have surfaced at \$109.00-\$110.00 live in the south, while bids in the north are from \$108.00-\$110.00 live and \$173.00-\$176.00 dressed which is far below asking prices. Asking prices are holding firm at \$115.00 live in the south and \$182.00-\$183.00 dressed in the north. Both sides have been standing firm at prices all day, with no one seeming to want to budge. Sooner or later one side will have to bend if they are going to get any cattle bought or sold this week.