



## Weekly Market Information Report for the week ending Thursday August 9, 2018

The following information is collected from various sources and disseminated by Beef Farmers of Ontario.

### ONTARIO DIRECT TO PACKER RAILGRADE CATTLE TRADE

Prices are on a carcass weight basis before grade and weight discounts. Weekly Range:

<b>A Grade Steers</b>	236.00-244.00
<b>A Grade Heifers</b>	235.00-243.00

### ONTARIO LIVE CATTLE TRADE

Ontario auction sales this week saw weighted average price ranges for:

<b>FED CATTLE</b>	<b>Volume</b>	<b>Price Range</b>	<b>Average</b>	<b>Top</b>	<b>Last Week Avg</b>
<b>Large Frame Steers +1250</b>	62	133.55-144.10	139.63	145.50	139.61
<b>Medium Frame Steers +1250</b>	47	134.29-141.00	137.32	144.00	136.86
<b>Large &amp; Medium Frame Steers +1250</b>	109	132.78-143.21	139.12	145.50	140.93
<b>Large Frame Heifers +1000</b>	51	119.47-140.12	131.60	154.00	132.31
<b>Medium Frame Heifers +1000</b>	44	122.96-140.19	133.41	143.00	131.30
<b>Large &amp; Medium Frame Heifers +1000</b>	95	120.68-143.05	134.00	154.00	135.33
<b>Cows - All Weights</b>	2,135	49.47-74.97	61.60	114.99	63.75
<b>Bulls - All Weights</b>	107	85.99-109.20	96.81	133.00	89.65

### STOCKERS - Large and Medium Frame

<b>STEERS</b>	<b>Volume</b>	<b>Price Range</b>	<b>Average</b>	<b>Top</b>	<b>Last Week Avg</b>
<b>1000+</b>	711	171.11-191.81	178.59	195.00	171.73
<b>900-999</b>	380	178.56-195.04	186.74	201.25	183.80
<b>800-899</b>	228	177.79-200.12	190.21	210.25	191.70
<b>700-799</b>	146	161.71-208.67	190.13	220.00	196.15
<b>600-699</b>	127	175.00-225.61	200.40	247.00	206.20
<b>500-599</b>	158	174.76-239.34	211.67	255.00	215.16
<b>400-499</b>	67	145.12-230.82	188.67	258.00	221.90
<b>-399</b>	39	144.05-239.24	184.52	310.00	169.67

<b>HEIFERS</b>	<b>Volume</b>	<b>Price Range</b>	<b>Average</b>	<b>Top</b>	<b>Last Week Avg</b>
<b>+900</b>	242	135.06-148.98	143.31	165.00	151.84
<b>800-899</b>	112	144.47-166.93	159.91	179.00	164.80
<b>700-799</b>	104	146.52-177.02	163.49	197.00	169.84
<b>600-699</b>	146	149.20-185.07	171.36	203.00	175.09
<b>500-599</b>	109	153.77-199.62	181.51	227.00	180.12
<b>400-499</b>	54	153.92-191.97	173.88	212.99	183.78
<b>300-399</b>	24	180.02-202.31	193.26	230.00	182.29
<b>-299</b>	6	139.50-172.50	156.00	265.00	203.39

At Kawartha Lakes Co-op Auction Market: August 4, 2018 – 141 cows, 9 bulls, 33 veal, 19 stockers

	<b>Price Range</b>	<b>Average</b>	<b>Top</b>
<b>Cows</b>	59.00-85.00	70.54	87.00
<b>Veal 600 lbs +</b>	71.00-125.00	101.81	125.00
<b>Veal calves 126-300 lbs</b>	115.00-240.00	156.49	240.00
<b>Veal calves 125- lbs</b>	100.00-280.00	148.06	280.00

**Denfield Livestock Exchange Inc., August 7, 2018 - 87 Fed Cattle, 49 Veal, 1 Bull, 58 Cows & 171 Drop Calves**

	Price Range	Top		Price Range	Top
Choice steers	140.00-145.00	148.00	Good beef cows	70.00-80.00	84.50
Good steers	135.00-140.00		Good Holstein cows	70.00-80.00	
Choice heifers	140.00-145.00	155.00	D1 & D2 Cows	60.00-70.00	
Good heifers	135.00-140.00		D3 & D4 Cows	50.00-60.00	
Good Holstein veal	110.00-120.00	125.00	Choice drop calves	\$175.00-\$250.00/hd	\$400.00/hd
Plain & heavy veal	100.00-110.00		Good drop calves	\$100.00-\$160.00/hd	
Good beef bulls	90.50		Plain & Newborns	\$40.00-\$75.00/hd	

**At Renfrew Pontiac Livestock Ltd.: August 7, 2018 – 11 Replacement Calves, 37 Cows, 6 Bulls**

	Price Range	Top
Replacement Calves	100.00-120.00	250.00
Cows D1 & D2	70.00-84.00	109.00
Cows D3	69.00-72.00	
Cows D4	61.00-68.00	
Bulls	90.00-900	112.00

**At Aylmer Stockyards Inc.: August 8, 2018 – 20 stockers, 64 Veal, 196 Cows, 4 bulls, 17 Fed Cattle**

	Price Range	Average	Top
Fed Heifers, Dairy & Dairy Cross	79.00-122.99	100.40	122.99
Cows	40.50-84.49	64.30	114.99
Veal over 600 lbs	91.00-156.00	112.40	156.00

**ONTARIO STOCKER & FEEDER TRADE**

**Stocker sale at Brussels Livestock: August 3, 2018 – 710 Stockers**

Steers	Price Range	Average	Top	Heifers	Price Range	Average	Top
1000+	162.00-177.00	169.40	178.00	900+	141.00-152.75	148.43	165.00
900-999	177.00-191.50	182.56	193.00	800-899	149.00-170.00	164.19	179.00
800-899	177.00-210.25	194.17	210.25	700-799	169.00-180.00	173.41	180.00
700-799	171.00-215.25	200.06	220.00	600-699	180.00-203.00	194.82	203.00
600-699	185.00-220.00	200.00	225.00	500-599	207.00-227.00	214.36	227.00
500-599	187.00-235.00	219.54	240.00	400-499	160.00-185.00	176.25	185.00
400-499	170.00-246.00	219.56	246.00	300-399	220.00-230.00	223.75	230.00
399-	200.00-267.00	242.13	267.00				

**Stocker sale at: Community Livestock Exchange: August 7, 2018 – 86 Stockers**

Steers	Price Range	Average	Top	Heifers	Price Range	Average	Top
500-599	163.99-239.00	205.29	239.00	600-699	116.99-182.49	162.50	182.49
400-499	164.99-258.00	225.09	258.00	500-599	117.50-210.99	185.09	210.99

**Stocker sale at: Keady Livestock Market: August 7, 2018 – 506 Stockers**

Steers	Price Range	Average	Top	Heifers	Price Range	Average	Top
1000+	192.50-195.00	194.17	195.00	500-599	145.00-180.00	163.00	180.00
900-999	183.50-197.75	191.18	201.25	400-499	181.00-185.00	183.50	185.00
800-899	195.00-200.00	198.29	200.00				
700-799	165.00-205.73	192.15	205.73				
600-699	146.00-224.00	193.14	224.00				
500-599	202.50-247.00	216.28	247.00				

Stocker sale at: **Renfrew Pontiac Livestock: August 7 –50** Stockers

Steers	Price Range	Average	Top	Heifers	Price Range	Average	Top
600-699	187.00-220.00	202.49	220.00	700-799	132.00-175.49	161.89	175.49
500-599	175.00-231.00	218.50	231.00				
400-499	312.50-250.00	227.30	250.00				

Stocker sale at **Ontario Livestock Exchange: August 8, 2018 – 610** Stockers

Steers	Price Range	Average	Top	Heifers	Price Range	Average	Top
1000+	168.00-194.00	177.19	194.00	900+	152.00-163.00	158.15	163.00
900-999	177.00-195.00	184.72	195.00				
800-899	185.00-203.00	193.27	203.00				

Stocker sale at: **Ontario Livestock Exchange, August 9, 2018– 250** Stockers

Steers	Price Range	Average	Top	Heifers	Price Range	Average	Top
1000+	150.00-171.00	162.42	171.00	600-699	142.50-175.00	162.25	175.00
700-799	165.00-201.00	183.14	201.00	500-599	87.50-186.00	161.00	186.00
600-699	170.00-225.00	197.00	225.00				
500-599	90.00-230.00	167.08	230.00				
400-499	55.00-190.00	115.00	235.00				
399-	125.00-270.00	171.43	275.00				

Stocker sale at: **Ontario Stockyards Inc. – August 9, 2018– 391** Stockers

Steers	Price Range	Average	Top	Heifers	Price Range	Average	Top
1000+	116.00-160.00	129.61	160.00	900+	75.00-120.00	99.18	150.00
900-999	149.00-192.00	172.30	192.00	800-899	129.00-176.00	155.86	176.00
800-899	161.00-201.00	184.84	201.00	700-799	107.50-183.00	150.76	197.00
700-799	160.00-212.00	188.09	212.00	600-699	150.00-185.00	170.67	191.00
600-699	182.50-247.00	210.36	247.00	500-599	166.00-190.50	179.99	190.50
500-599	192.50-255.00	220.51	255.00	400-499	161.00-194.00	177.71	194.00
400-499	192.50-252.00	219.75	252.00	300-399	160.00-192.50	180.20	192.50

Stocker sale at: **Ottawa Livestock Exchange, August 9, 2018– 82** Stockers

Steers	Price Range	Average	Top	Heifers	Price Range	Average	Top
600-699	160.00-212.00	194.67	212.00	500-599	52.00-173.00	117.29	188.00
500-599	156.00-230.00	213.82	230.00	400-499	130.00-190.00	151.80	194.00
400-499	204.00-258.00	231.00	258.00				
399-	227.00-310.00	286.75	310.00				

**ONTARIO BRED COW SALES**

**Kawartha Lakes Community Sale Barn, August 4, 2018-** Bred cows, 46 Cow calf pairs

	Exotic and Exotic X	British and British X
Top quality bred cows	\$1450	\$1250
Avg quality bred cows	\$1100	\$1000
Top quality cow/calf pairs	\$2775	\$2000
Avg quality cow/calf pairs	\$2100	\$1875

**LIVE CATTLE EXPORTS-ONTARIO**

	Week ending July 14, 2018	Week ending July 7, 2018	Year to Date
Total live slaughter cattle exported from Ontario to the U.S.	2,075	2,409	62,650
Steers & Heifers	589	621	29,305
Cows	1,198	1,469	24,956
Bulls	288	319	8,389

**QUEBEC ELECTRONIC AUCTION MARKET (F.O.B. THE FEEDLOT)**

For the week ending August 2, 2018 Price 233.00-235.75 Change from Last Week -7.07

**ALBERTA DIRECT TRADE**

For the week ending Thursday, August 9, 2018

<b>Steers</b>	Live FOB	142.50	Rail FOB	235.50-241.50
<b>Heifers</b>	Live FOB	139.25-141.25	Rail FOB	235.50-241.50

**U.S. TRADE (U.S. funds)**

For the week Ending Thursday, August 9, 2018

<b>Choice and Select Steers and Heifers:</b>	Live	109.00-112.00
	Rail	174.00-179.00

**AVERAGE CARCASS WEIGHTS – CANADA**

	<b>Steers</b>	<b>Heifers</b>
<b>Aug 4, 2018</b>	883	815
<b>July 28, 2018</b>	877	796
<b>Aug 5, 2017</b>	877	807

**FEDERALLY INSPECTED CANADIAN PROCESSING**

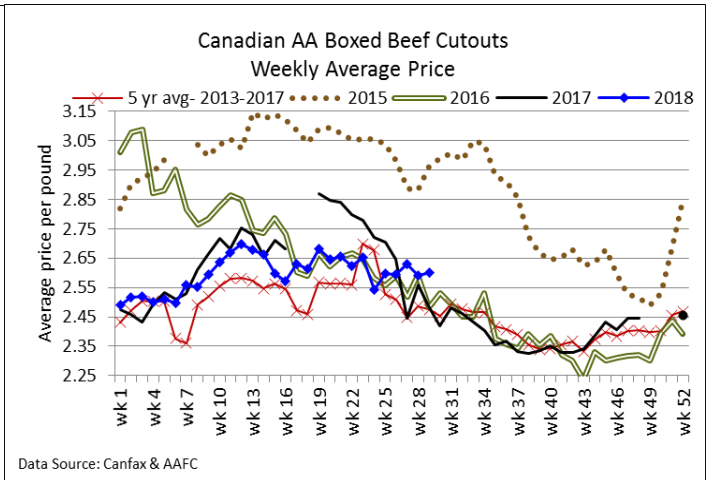
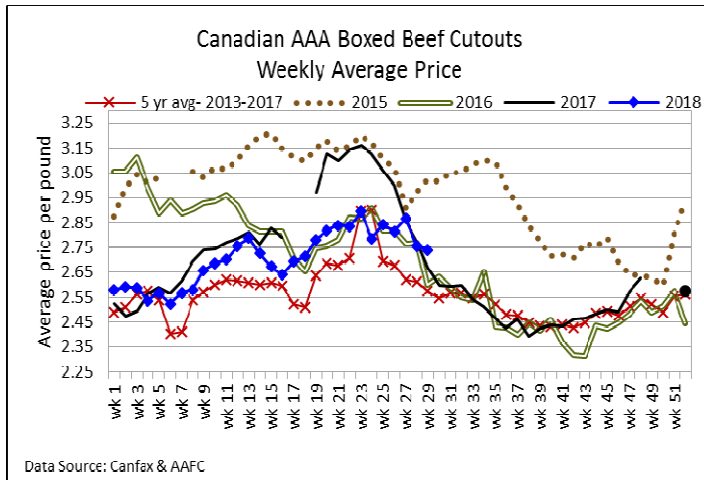
	<b>Week Ending</b>	<b># of hd change from</b>	<b>YTD</b>	<b>% Change</b>	<b>% Change</b>
	<b>Aug 4, 2018</b>	<b>week ago</b>		<b>(Week Ago)</b>	<b>(Year Ago)</b>
<b>Grand Total</b>	59,954	-4,328	1,753,238	+11%	+7%
<b>Western Slaughter</b>	46,700	-4,619	1,366,006	+15%	+8%
<b>Eastern Slaughter</b>	13,254	+291	387,232	+1%	+4%

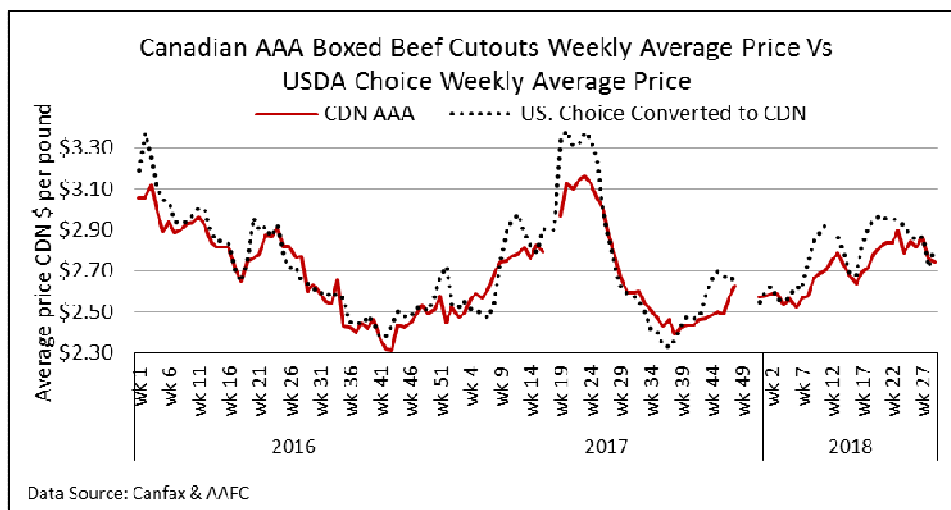
**USDA ESTIMATED CATTLE PROCESSING VOLUME**

	<b>Week Ending</b>	<b>Previous Week</b>	<b>Year Ago</b>
	<b>August 11, 2018</b>		
<b>Grand Total</b>	645,000	626,000	636,000

**CANADIAN BOXED BEEF CUT-OUT VALUES**

<b>Week Ending</b>	<b>AAA</b>	<b>AA</b>
July 20, 2018	2.7418	2.6002
July 13, 2018	2.7573	2.5902
July 6, 2018	2.8659	2.6299
June 29, 2018	2.8151	2.5946





**U.S. BOXED BEEF CUT-OUT VALUES (U.S. funds)**

	<b>Choice 600-900</b>	<b>Select 600-900</b>
<b>Current Five Day Average:</b>	205.54	198.18

**LIVE CATTLE – CANADA**

<b>IMPORTS</b>	Import % change from 2017 YTD	<b>EXPORTS</b>	Export % change from 2017 YTD
<i>Jan 1- June 30/18</i>		<i>Jan 1- Jul 21/18</i>	
Pure bred	3,186 +21%	Slaughter steers & heifers & cows	204,332 -20%
Non-pure bred	61,849 +99%	Feeder cattle & calves	138,092 66%
		Bulls	22,903 -24%

**BEEF EXPORTS – CANADA**

<b>United States</b>	Change from last year YTD	<b>Mexico</b>	Change from last year YTD
<i>Jan 1- Jun 30/18</i>		<i>Jan 1- Jun 30/18</i>	
<b>Total</b>	139,421 tonnes +8% or +10,671 tonnes	7,321 tonnes	-11% or -891 tonnes

**BEEF PRODUCTION – CANADA**

	Jan 1 – Aug 4/18	Last Year Same Time	% Change
Fed	563,960 tonnes	531,601 tonnes	+6%
Non-fed	102,513 tonnes	91,995 tonnes	+11%

**BEEF IMPORTS – CANADA**

	Jan 1 – Aug 4/18	Last Year Same Time	% Change
United States	73,424 tonnes	73,648 tonnes	0%
Non-NAFTA	30,720 tonnes	29,937 tonnes	+3%
EU-28 (beef/veal total)	1,111 tonnes	1,209 tonnes	-8%
<b>Total</b>	110,859 tonnes	107,937 tonnes	+3%

## CHICAGO MERCANTILE EXCHANGE

Closing quotes on futures today were as follows:

Live Cattle			Feeder Cattle			Corn		Soybeans		Canadian \$				
Aug	108.25	+0.00	Aug	149.90	+0.55	Sep	3.576	-11.4	Aug	8.460	-14.6	Spot	76.11	-0.56
Oct	109.25	+0.20	Sep	149.52	+0.50	Dec	3.716	-11.0	Sep	8.506	-42.2	Sep	76.16	-0.58
Dec	113.10	+0.12	Oct	149.47	+0.27	Mar	3.832	-10.6	Nov	8.616	-42.2	Dec	76.27	-0.58
Feb	116.37	-0.12	Nov	149.92	+0.17	May	3.902	-10.4	Jan	8.734	-42.0	Mar	76.38	-0.58
Apr	117.87	-0.15	Jan	148.65	+0.00	Jul	3.960	-10.2	Mar	8.850	-40.0	Jun	76.46	-0.59
Jun	111.85	-0.10	Mar	147.82	+0.02	Sep	3.972	-9.4	May	8.964	-38.6	Sep	76.55	-0.58

Beef Farmers of Ontario, 130 Malcolm Road, Guelph, ON N1K 1B1 Phone: (519) 824-0334 Fax: (519) 824-9161 or email: [markets@ontariobeef.com](mailto:markets@ontariobeef.com)

## OBCFPP LICENCE CHANGES

### Licence Suspended: Country Dealer

Kingsman Development Inc, 19114 Horseshoe Hill Road, Caledon Village, ON L7K 2B4

## UPCOMING ONTARIO AUCTION MARKETS SPECIAL FALL SALES

Aug 22	10:00 am	Kawartha Lake Community Sale Barn	Fall Stocker Sale
Aug 25	8:30 am	Rainy River Cattlemen's Sale-Stratton	Yearlings, Early Calves, Cows etc.
Aug 29	2:00 pm	Vankleek Hill Livestock Exchange	Stocker Sale
Sept 1	1:00 pm	Maple Hill Auctions Ltd	Ontario Autumn Angus Classic
Sept 6	10:00 am	Warton-Grey-Bruce Livestock Co-op	Fall Stocker Sale
Sept 7	7:00 pm	Cargill Auction Market	Char & Exotic Cross Yearling Steers & Heifers
Sept 13	11:00 am	Ontario Stockyards Inc	Special Fall Yearling Sale- in with regular sale
Sept 18	10:00 am	Thessalon- Algoma Co-op Livestock Sale	Yearlings, 90 % Vaccinated
Sept 19	10:00 am	Kawartha Lakes Community Sale Barn	Fall Stocker Sale
Sept 21	11:00 am	Community Livestock Exchange	Quinte Cattlemen's Stocker Sale
Sept 22	11:00 am	Denfield Livestock Exchange	Vaccinated Stocker & Bred Cow, Cow/Calf Pair Sale
Sept 22	1:00 pm	Maple Hill Auctions Ltd	Ontario Autumn Simmental Classic/Rehorst Simmental Dispersal
Sept 26	2:00 pm	Vankleek Hill Livestock Exchange	Stocker Sale
Sept 28	9:00 am	Keady Livestock Market	Grass Yearling Sale, Steers & Heifers, overnight stand
Sept 28	7:00 pm	Cargill Auction Market	Char & Exotic Cross Yearling Steers & Heifers
Sept 29	8:30 am	Rainy River Cattlemen's Sale-Stratton	Spring Calves & some Yearlings, cows etc

### Comments for the week ending August 9, 2018

There were only 204 fed steers and heifers sold through auction markets this week, down 56 from last week and 217 less than last year at this time, for two reasons. One being the continued heat and humidity and the second being the shortened week due to the holiday. Fed steers sold from \$132.78-\$143.21 averaging \$139.12 down \$1.81 from last week and \$6.23 below year ago prices. Fed heifers traded from \$120.68-\$143.05 averaging \$134.00 down \$1.33 from last week and \$8.85 below year ago prices. Auction markets reported selective demand slightly lower to easier prices on the good quality cattle, while second cut cattle sold under pressure. By mid-week the good quality cattle were at least \$3.00-\$4.00 cwt lower, while plainer types sold at further losses. The week ended at prices \$1.00-\$2.00 cwt lower.

Ontario railgrade prices continued to trend lower as the week progressed. Steers started out the previous Friday with sales from \$236.00-\$244.00 dressed and heifers from \$235.00-\$243.00. By Tuesday the market was sitting at \$236.00-\$240.00 dressed for steers and \$235.00-\$239.00 for heifers, but on Wednesday there was not enough trade to establish a market, as packer bids were limited with one packer temporarily pulling their bid. Cattle sold this week were for delivery the week of August 27<sup>th</sup> and September 3<sup>rd</sup>. This week's prices averaged \$7.75 lower than the previous week and \$8.50 below year ago prices.

There were 2,135 fed cows sold through auction markets this week, up 103 from last week and 482 more than the same time last year. Cows sold from \$49.47-\$74.97 averaging \$61.60 down \$2.15 from last week and \$24.49 below year ago prices. Auction markets reported trade as active with prices steady to barely steady, with medium quality cows trading under pressure.

Lighter receipts of 2,653 stocker and feeder cattle sold through auction markets this week, down 742 head from last week and 273 less than the same time last year. Auction markets reported a good demand at steady prices with heavy steers trading stronger, up \$3.00-\$5.00. By the end of the week good quality were holding steady while plainer types were under some pressure. Actual average prices for this week saw steers 400-500 lbs down \$33.23 from last week on very light receipts, 500-600 lbs were down \$3.49, 600-700 lbs down \$5.80, 700-800 lbs down \$6.02, 800-900 lbs down \$1.49, 900-1000 lbs up \$2.94 and steers 1000 lbs and over averaged \$6.86 stronger than last week. Heifers 300-400 lbs were up \$10.97 from last week on average, on very light receipts. Heifers 400-500 lbs were down \$9.90, 500-600 lbs up \$1.39, 600-700 lbs down \$3.73, 700-800 lbs down \$6.35, 800-900 lbs down \$4.89 and heifers 900 lbs and over averaged \$8.58 lower than last week on average.

The Quebec electronic market this week ranged from \$233.50-\$235.75 dressed, down \$7.07 from last week on average.

Alberta direct trade was under pressure this week with Canfax reporting dressed prices from \$\$237.00-\$237.50 delivered on a dressed basis, down \$7.00-\$8.00 from last week. Live trade was reported from \$139.25-\$142.50, around \$4.00 cwt lower than last week. Canfax reports that trade for the week is completed and some cattle will be carried over to next week.

US cash cattle trade for the week ending August 3<sup>rd</sup>, did not develop until late Friday afternoon and ran into the evening, but it was worth it for sellers. The USDA Mandatory Price Report listed live sales last week from \$109.00-\$114.00, with steers averaging \$112.98 up \$1.25 from the previous week, while heifers averaged \$113.15 up \$1.57. On the rail, steers and heifers sold from \$174.00-\$181.00 dressed, with steers averaging \$177.96 up \$1.74, while heifers averaged \$177.92 up \$1.22.

This week a handful of sales surfaced in Iowa on Monday at \$175.00 dressed, and Tuesday at \$112.50 live, but certainly not enough sold to establish a market. On Wednesday, at the Fed Cattle Exchange online auction market there were there were 464 head on offer, all from Kansas and selling in 4 lots all with delivery in 1-9 days. Asking prices were \$112.00 live on all four lots, with two lots receiving a bid of \$112.00 but both sellers passed the bid. Two other lots received no bids, leaving this week's market untested. Wednesday's cash market was basically untested also, with just a couple of lots sold in the north at \$179.00 dressed, but again, not enough to establish a market. Thursday afternoon the market was active in the north with sales reported from \$174.00-179.00 dressed, with most from \$175.00-\$176.00, down \$2.00-\$3.00 from last week's weighted average. Live trade in the north ranged from \$109.00-\$112.50, with majority of sales at \$110.00 down \$3.00 from last week. At time of reporting there are a couple of sales noted in the north at \$111.00 live, but the south remains at a standstill. Bids in the south are currently sitting at \$110.00-\$111.00 live while asking prices have been lowered to \$112.00-\$114.00. At this time it looks like trade is going to develop very late in the day or early evening, again this week.