



## Weekly Market Information Report for the week ending Thursday August 16, 2018

The following information is collected from various sources and disseminated by Beef Farmers of Ontario.

### ONTARIO DIRECT TO PACKER RAILGRADE CATTLE TRADE

Prices are on a carcass weight basis before grade and weight discounts. Weekly Range:

<b>A Grade Steers</b>	228.00-232.00
<b>A Grade Heifers</b>	227.00-232.00

### ONTARIO LIVE CATTLE TRADE

Ontario auction sales this week saw weighted average price ranges for:

<b>FED CATTLE</b>	<b>Volume</b>	<b>Price Range</b>	<b>Average</b>	<b>Top</b>	<b>Last Week Avg</b>
<b>Large Frame Steers +1250</b>	82	137.31-150.71	142.73	160.50	139.63
<b>Medium Frame Steers +1250</b>	56	107.38-137.25	126.65	162.00	137.32
<b>Large &amp; Medium Frame Steers +1250</b>	138	124.03-150.10	138.72	162.00	139.12
<b>Large Frame Heifers +1000</b>	54	119.45-142.88	133.34	156.50	131.60
<b>Medium Frame Heifers +1000</b>	37	121.72-135.50	126.75	156.00	133.41
<b>Large &amp; Medium Frame Heifers +1000</b>	91	118.72-141.18	130.47	156.50	134.00
<b>Cows - All Weights</b>	1,896	49.29-74.88	61.18	121.00	61.60
<b>Bulls - All Weights</b>	98	80.43-109.22	94.17	165.75	96.81

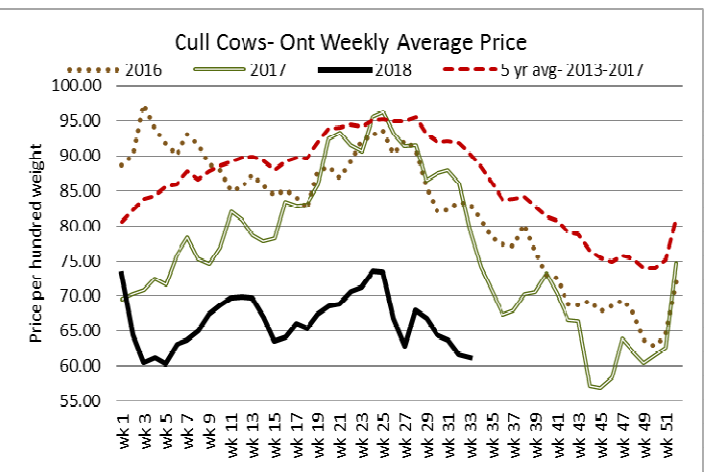
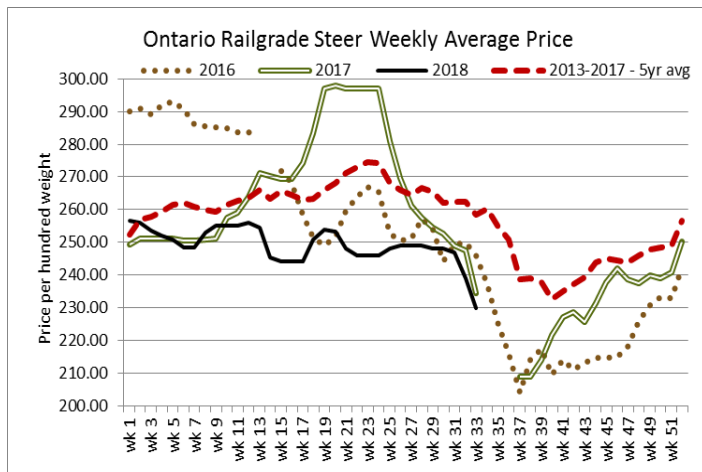
### STOCKERS - Large and Medium Frame

<b>STEERS</b>	<b>Volume</b>	<b>Price Range</b>	<b>Average</b>	<b>Top</b>	<b>Last Week Avg</b>
<b>1000+</b>	913	162.28-187.27	173.61	195.50	178.59
<b>900-999</b>	244	181.49-194.44	187.13	199.50	186.74
<b>800-899</b>	215	176.76-200.23	190.27	211.75	190.21
<b>700-799</b>	87	171.04-214.91	199.28	226.00	190.13
<b>600-699</b>	131	173.77-217.14	198.53	236.50	200.40
<b>500-599</b>	142	172.77-237.15	210.08	250.00	211.67
<b>400-499</b>	85	199.93-250.93	227.45	285.00	188.67
<b>-399</b>	40	133.74-255.80	202.76	305.00	184.52

<b>HEIFERS</b>	<b>Volume</b>	<b>Price Range</b>	<b>Average</b>	<b>Top</b>	<b>Last Week Avg</b>
<b>+900</b>	66	124.09-160.24	147.88	172.00	143.31
<b>800-899</b>	106	143.28-164.16	155.95	183.50	159.91
<b>700-799</b>	157	153.41-176.90	169.95	190.50	163.49
<b>600-699</b>	133	157.53-192.06	176.45	211.50	171.36
<b>500-599</b>	84	155.51-189.39	176.02	211.00	181.51
<b>400-499</b>	62	168.73-205.71	186.45	225.00	173.88
<b>300-399</b>	35	196.96-230.83	217.19	252.50	193.26
<b>-299</b>	9	168.56-173.89	170.33	270.00	156.00

At Kawartha Lakes Community Sale Barn, August 11, 2018 – 127 cows, 10 bulls, 82 veal, 22 stockers

	<b>Price Range</b>	<b>Avg.</b>	<b>Top</b>
<b>Cows</b>	52.00-74.00	60.67	79.00
<b>Bulls under 1600 lbs</b>	65.00-165.75	90.90	165.75
<b>Bulls over 1600 lbs</b>	85.00-103.35	95.57	103.35
<b>Veal 600 lbs +</b>	70.00-117.00	95.40	134.00
<b>Veal 125 lbs and less</b>	20.00-162.50	102.28	162.50



**Denfield Livestock Exchange Inc., August 14, 2018 - 153 Fed Cattle, 43 Veal, 5 Bulls, 46 Cows & 140 Drop Calves**

	Price Range	Top		Price Range	Top
Choice steers	140.00-145.00		Good beef cows	70.00-80.00	86.00
Good steers	135.00-140.00		Good Holstein cows	65.00-75.00	
Choice heifers	140.00-145.00	170.00	D1 & D2 Cows	55.00-60.00	
Good heifers	135.00-140.00		D3 & D4 Cows	45.00-55.00	
Good Holstein veal	110.00-120.00	143.00	Choice drop calves	\$100.00-\$175.00/hd	\$350.00/hd
Plain & heavy veal	100.00-110.00		Good drop calves	\$80.00-\$100.00/hd	
Good beef bulls	75.00-93.00		Plain & Newborns	\$10.00-\$50.00/hd	

**At Renfrew Pontiac Livestock Ltd.: August 14, 2018 – 11 Replacement Calves, 37 Cows, 6 Bulls**

	Price Range	Top
Replacement Calves	80.00-11.00	220.00
Cows D1 & D2	70.00-84.00	102.00
Cows D3	69.00-71.00	
Cows D4	60.00-67.00	
Bulls	90.00-96.00	108.00

**At Aylmer Stockyards Inc.: August 15, 2018 – 12 stockers, 62 Veal, 171 Cows, 3 bulls, 28 Fed Cattle**

	Price Range	Average	Top
Fed Heifers, Dairy & Dairy Cross	57.49-106.00	93.70	106.00
Cows	38.50-87.50	62.90	98.49
Veal over 600 lbs	95.99-151.00	110.89	160.00

**ONTARIO STOCKER & FEEDER TRADE**

**Stocker sale at Brussels Livestock: August 10, 2018 – 660 Stockers**

Steers	Price Range	Average	Top	Heifers	Price Range	Average	Top
1000+	154.00-173.50	163.26	185.00	900+	145.00-172.00	154.79	172.00
900-999	166.50-193.00	181.10	197.00	800-899	157.00-170.25	164.66	183.50
800-899	160.00-200.00	184.59	207.00	700-799	179.00-190.50	186.27	190.50
700-799	187.00-226.00	208.95	226.00	600-699	160.00-211.50	186.89	211.50
600-699	205.00-234.00	217.17	234.00	500-599	165.00-199.00	179.57	199.00
500-599	208.00-234.00	216.67	245.00	400-499	195.00-222.00	209.13	222.00
400-499	217.00-265.00	236.56	285.00	300-399	220.00-245.00	234.50	245.00
399-	240.00-260.00	253.33	260.00				

Stocker sale at: **Community Livestock Exchange: August 14, 2018 – 129** Stockers

Steers	Price Range	Average	Top	Heifers	Price Range	Average	Top
<b>700-799</b>	114.99-218.99	186.49	218.99	<b>600-699</b>	135.00-195.99	160.40	195.99
<b>500-599</b>	160.00-250.00	214.10	250.00	<b>500-599</b>	150.00-194.99	174.19	194.00
<b>400-499</b>	137.50-254.99	210.80	254.99	<b>400-499</b>	147.50-214.00	175.09	214.00

Stocker sale at: **Keady Livestock Market: August 14, 2018 – 537** Stockers

Steers	Price Range	Average	Top	Heifers	Price Range	Average	Top
<b>1000+</b>	163.75-186.50	175.39	194.00	<b>900+</b>	110.00-165.00	156.54	165.00
<b>900-999</b>	195.75-199.50	196.98	199.50	<b>800-899</b>	88.00-152.00	127.38	179.50
<b>800-899</b>	205.00-211.75	207.12	211.75	<b>700-799</b>	149.00-184.00	178.10	184.00
<b>600-699</b>	225.00-236.50	234.21	236.50				
<b>500-599</b>	190.00-215.00	207.50	215.00				

Stocker sale at: **Renfrew Pontiac Livestock: August 14, 2018 – 48** Stockers

Steers	Price Range	Average	Top	Heifers	Price Range	Average	Top
<b>600-699</b>	135.00-225.00	203.50	228.00	<b>600-699</b>	133.00-184.00	167.10	184.00
<b>500-599</b>	206.00-241.00	220.69	241.00	<b>500-599</b>	186.00-190.99	189.50	190.99

Stocker sale at **Ontario Livestock Exchange: August 15, 2018 – 575** Stockers

Steers	Price Range	Average	Top	Heifers	Price Range	Average	Top
<b>1000+</b>	167.00-195.50	178.94	195.50	<b>900+</b>			
<b>900-999</b>	175.00-195.00	183.39	195.00				
<b>800-899</b>	184.00-206.00	194.33	206.00				

Stocker sale at: **Ontario Livestock Exchange, August 16, 2018– 248** Stockers

Steers	Price Range	Average	Top	Heifers	Price Range	Average	Top
<b>900-999</b>	139.00-164.00	146.72	172.00	<b>700-799</b>	125.00-140.00	132.67	142.50
<b>800-899</b>	137.00-152.00	145.33	175.00	<b>600-699</b>	125.00-142.50	131.35	142.50
<b>600-699</b>	141.00-177.50	157.85	177.50	<b>500-599</b>	130.00-160.00	151.20	160.00
<b>500-599</b>	150.00-245.00	208.50	245.00				
<b>400-499</b>	177.50-275.00	215.63	275.00				
<b>399-</b>	72.50-305.00	168.50	305.00				

Stocker sale at: **Ottawa Livestock Exchange, August 16, 2018– 88** Stockers

Steers	Price Range	Average	Top	Heifers	Price Range	Average	Top
<b>600-699</b>	120.00-226.00	177.78	226.00	<b>500-599</b>	130.00-188.00	173.25	196.00
<b>500-599</b>	200.00-236.00	223.00	236.00	<b>400-499</b>			
<b>400-499</b>	217.00-254.00	228.60	254.00				
<b>399-</b>	82.00-277.00	195.20	277.00				

Stocker sale at: **Ontario Stockyards Inc. – August 16, 2018– 265** Stockers

Steers	Price Range	Average	Top	Heifers	Price Range	Average	Top
<b>1000+</b>	150.00-170.50	165.53	170.50	<b>900+</b>	115.00-165.00	152.93	170.50
<b>900-999</b>	176.00-177.00	176.49	184.00	<b>800-899</b>	125.00-166.00	152.56	181.00
<b>800-899</b>	160.00-200.00	186.05	200.00	<b>700-799</b>	172.50-188.00	181.97	188.00
<b>700-799</b>	161.00-200.00	186.05	209.00	<b>600-699</b>	170.00-199.50	193.05	199.50
<b>600-699</b>	150.00-200.00	179.40	211.00	<b>500-599</b>	170.00-208.00	194.44	211.00
<b>500-599</b>	162.50-230.00	197.54	235.00	<b>400-499</b>	165.00-214.00	187.95	225.00
<b>400-499</b>	217.50-241.00	235.35	242.50	<b>300-399</b>	160.00-252.50	219.71	252.50
<b>399-</b>	170.00-270.00	232.19	270.00				

**LIVE CATTLE EXPORTS - ONTARIO (USDA states- reports are delayed until further notice)**

	Week ending July 14, 2018	Week ending July 7, 2018	Year to Date
<b>Total live slaughter cattle</b> exported from Ontario to the U.S.	<b>2,075</b>	<b>2,409</b>	<b>62,650</b>
<b>Steers &amp; Heifers</b>	589	621	29,305
<b>Cows</b>	1,198	1,469	24,956
<b>Bulls</b>	288	319	8,389

**QUEBEC ELECTRONIC AUCTION MARKET (F.O.B. THE FEEDLOT)**

	Price	Change from Last Week
For the week ending August 16, 2018	230.25-232.50	-2.68

**ALBERTA DIRECT TRADE**

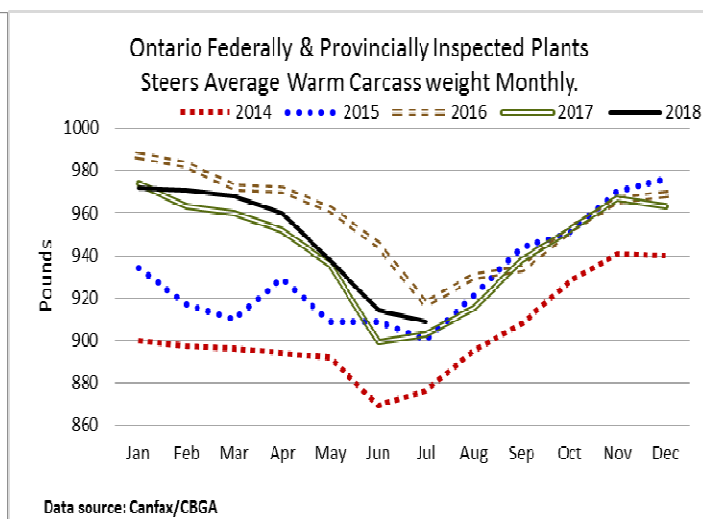
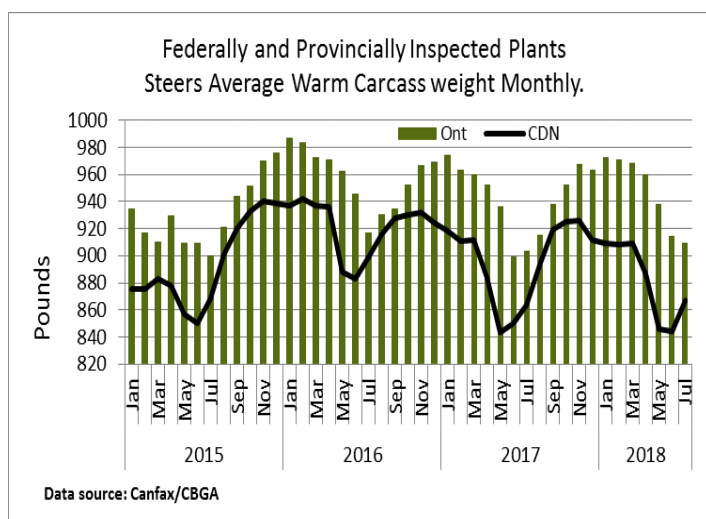
For the week ending Thursday, August 16, 2018

<b>Steers</b>	Live	N/T	Rail FOB	235.00-240.50
<b>Heifers</b>	Live	N/T	Rail FOB	237.00-240.50

**U.S. TRADE (U.S. funds)**

For the week Ending Thursday, August 16, 2018

<b>Choice and Select Steers and Heifers:</b>	Live	108.00-111.50- limited volume
	Rail	171.00-174.00- limited volume

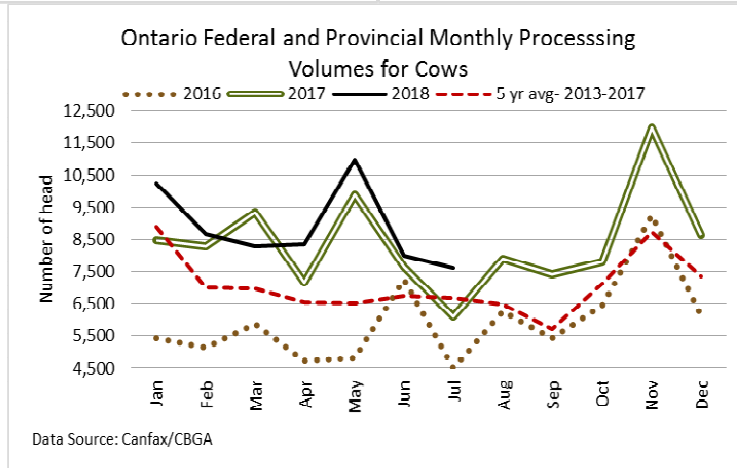
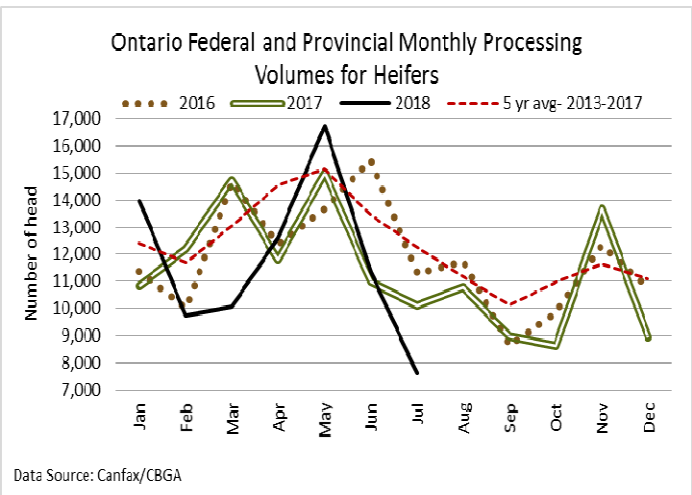
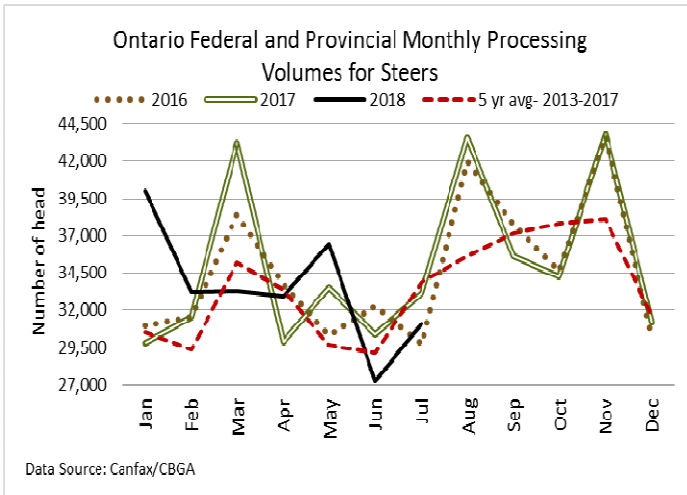


**AVERAGE CARCASS WEIGHTS – CANADA**

	Steers	Heifers
<b>Aug 11, 2018</b>	886	818
<b>Aug 4, 2018</b>	883	815
<b>Aug 12, 2017</b>	885	811

**FEDERALLY INSPECTED CANADIAN PROCESSING (week of Civic Holiday)**

	Week Ending Aug 11, 2018	# of hd change from week ago	YTD	% Change (Week Ago)	% Change (Year Ago)
<b>Grand Total</b>	52,680	-7,265	1,805,918	-12%	+7%
<b>Western Slaughter</b>	41,874	-4,826	1,407,880	-10%	+8%
<b>Eastern Slaughter</b>	10,806	-2,448	398,038	-18%	+4%



### USDA ESTIMATED CATTLE PROCESSING VOLUME

	Week Ending August 18, 2018	Previous Week	Year Ago
<b>Grand Total</b>	660,000	645,000	635,000

### CANADIAN BOXED BEEF CUT-OUT VALUES

Week Ending	AAA	AA
July 20, 2018	2.7418	2.6002
July 13, 2018	2.7573	2.5902
July 6, 2018	2.8659	2.6299
June 29, 2018	2.8151	2.5946

### U.S. BOXED BEEF CUT-OUT VALUES (U.S. funds)

	Choice 600-900	Select 600-900
<b>Current Five Day Average:</b>	208.75	200.16

### LIVE CATTLE – CANADA

IMPORTS			EXPORTS		
		Import % change from 2017 YTD			Export % change from 2017 YTD
Jan 1- June 30/18			Jan 1- Aug 4/18		
Pure bred	3,186	+21%	Slaughter steers & heifers & cows	216,762	-20%
Non-pure bred	61,849	+99%	Feeder cattle & calves	140,672	+61%
			Bulls	24,790	-24%

### BEEF EXPORTS – CANADA

	<b>United States</b> Jan 1- Jun 30/18	<i>Change from last year YTD</i>	<b>Mexico</b> Jan 1- Jun 30/18	<i>Change from last year YTD</i>
Total	139,421 tonnes	+8% or +10,671 tonnes	7,321 tonnes	-11% or -891 tonnes

### BEEF PRODUCTION – CANADA

	<i>Jan 1 – Aug 11/18</i>	<i>Last Year Same Time</i>	<i>% Change</i>
Fed	582,008 tonnes	548,715 tonnes	+6%
Non-fed	104,898 tonnes	94,129 tonnes	+11%

### BEEF IMPORTS – CANADA

	<i>Jan 1 – Aug 11/18</i>	<i>Last Year Same Time</i>	<i>% Change</i>
United States	76,142 tonnes	75,752 tonnes	+1%
Non-NAFTA	31,316 tonnes	30,486 tonnes	+3%
EU-28 (beef/veal total)	1,156 tonnes	1,260 tonnes	-8%
Total	113,584 tonnes	110,732 tonnes	+3%

### CHICAGO MERCANTILE EXCHANGE

Closing quotes on futures today were as follows:

Live Cattle		Feeder Cattle		Corn		Soybeans		Canadian \$	
Aug	109.42 +1.10	Aug	150.95 +0.67	Sep	3.642 -1.0	Sep	8.814 -4.0	Spot	76.60 +0.60
Oct	110.87 +1.60	Sep	151.82 +1.70	Dec	3.786 -1.0	Nov	8.926 -4.2	Sep	76.64 +0.61
Dec	114.62 +1.42	Oct	151.85 +1.62	Mar	3.906 -0.6	Jan	9.050 -4.2	Dec	76.76 +0.61
Feb	118.02 +1.15	Nov	151.65 +1.30	May	3.976 -0.6	Mar	9.154 -4.2	Mar	76.88 +0.60
Apr	118.87 +0.80	Jan	150.00 +1.00	Jul	4.034 -0.6	May	9.260 -4.4	Jun	76.97 +0.59
Jun	112.85 +0.75	Mar	149.15 +0.97	Sep	4.016 -1.4	Jul	9.346 -5.0	Sep	77.06 +0.59

Beef Farmers of Ontario, 130 Malcolm Road, Guelph, ON N1K 1B1 Phone: (519) 824-0334 Fax: (519) 824-9161 or email: [markets@ontariobeef.com](mailto:markets@ontariobeef.com)

### UPCOMING ONTARIO AUCTION MARKETS SPECIAL FALL SALES

Aug 22	10:00 am	Kawartha Lake Community Sale Barn	Fall Stocker Sale
Aug 25	8:30 am	Rainy River Cattlemen's Sale-Stratton	Yearlings, Early Calves, Cows etc.
Aug 29	2:00 pm	Vankleek Hill Livestock Exchange	Stocker Sale
Sept 1	1:00 pm	Maple Hill Auctions Ltd	Ontario Autumn Angus Classic
Sept 6	10:00 am	Warton-Grey-Bruce Livestock Co-op	Fall Stocker Sale
Sept 7	7:00 pm	Cargill Auction Market	Char & Exotic Cross Yearling Steers & Heifers
Sept 13	11:00 am	Ontario Stockyards Inc	Special Fall Yearling Sale- in with regular sale
Sept 18	10:00 am	Thessalon- Algoma Co-op Livestock Sale	Yearlings, 90 % Vaccinated
Sept 19	10:00 am	Kawartha Lakes Community Sale Barn	Fall Stocker Sale
Sept 21	11:00 am	Community Livestock Exchange	Quinte Cattlemen's Stocker Sale
Sept 22	11:00 am	Denfield Livestock Exchange	Vaccinated Stocker & Bred Cow, Cow/Calf Pair Sale
Sept 22	1:00 pm	Maple Hill Auctions Ltd	Ontario Autumn Simmental Classic/Rehorst Simmental Dispersal
Sept 26	2:00 pm	Vankleek Hill Livestock Exchange	Stocker Sale
Sept 28	9:00 am	Keady Livestock Market	Grass Yearling Sale, Steers & Heifers, overnight stand
Sept 28	7:00 pm	Cargill Auction Market	Char & Exotic Cross Yearling Steers & Heifers
Sept 29	8:30 am	Rainy River Cattlemen's Sale-Stratton	Spring Calves & some Yearlings, cows etc

## Comments for the week ending August 16, 2018

Basically steady volumes of 229 head of fed steers and heifers sold through auction markets this week, but 95 less than the same week last year. Fed steers traded from \$124.03-\$150.10 averaging \$138.72 down \$0.40 from last week and \$2.13 below this time last year. Fed heifers sold from \$118.72-\$141.18 averaging \$130.47 down \$3.53 from last week and \$7.19 lower than year ago prices. Auction markets reported prices as steady to under pressure, with prices at least \$5.00 cwt lower than the week before. By mid-week the market was under pressure with prices noted as about steady to barely steady with last week's lower trade.

The Ontario railgrade market was very quiet for most of this reporting period with bids and sales few and far between. On Friday and Monday the market was unestablished, with one packer temporarily pulling their bid while other packers were noted as fairly quiet. Cattle that did sell this week were for delivery for the last week in August and the first week in September. By Wednesday, all packers were back bidding with sales reported from \$228.00-\$232.00 dressed for steers and \$227.00-\$232.00 for heifers. This week's average is \$9.00 lower for steers and \$8.50 lower for heifers, from last week. This week's average prices are \$4.50 below last year at this time. When looking back at last year at this time, the weeks are very similar with only Wednesday having a price established.

1,896 fed cows sold through auction markets this week down 239 head from last week, but 256 more than the same week last year. Cows sold from \$49.29-\$74.88 averaging \$61.18 down \$0.42 from last week and \$18.37 below year ago prices. Auction markets reported trade as steady to barely steady at the beginning of this reporting period. One auction noted prices \$3.00-\$5.00 higher than last week, on light receipts. As the week progressed the market as barely steady to easier with lower prices but ended with prices holding steady to the week.

2,509 stocker and feeder cattle sold through auction markets this week, down 144 head from last week but 110 more than the same time last year. Auction markets reported trade as active at steady prices. As the week progressed, calves were steady to \$1.00-\$2.00 higher. Yearlings started out steady to \$3.00-\$5.00 cwt higher. The market ended the week as steady across the board. Actual average prices this week for steers 400-500 lbs were up \$38.78 from last week, 500-600 lbs down \$1.59, 600-700 lbs down \$1.87, 700-800 lbs up \$9.15, 800-900 lbs up \$0.06, 900-1000 lbs up \$0.39 and steers 1000 lbs and over averaged \$4.98 lower than last week on average. Heifers 300-400 lbs averaged \$23.93 higher than last week (light receipts), heifers 400-500 lbs were up \$12.57, 500-600 lbs down \$5.49, 600-700 lbs up \$5.09, 700-800 lbs up \$6.46, 800-900 lbs down \$3.96 and heifers 900 lbs and over averaged \$4.57 higher than last week's weighted average prices.

The Quebec electronic market this week ranged from \$230.25-\$232.50 dressed, down \$2.68 from last week on average.

Alberta direct trade, did not develop this week until Thursday with light trade reported. Canfax lists dressed sales for steers from \$235.00-\$240.50 picked up, averaging \$239.31 up \$1.15 on average, while heifers sold from \$237.00-\$240.50 picked up, averaging \$240.24 up \$1.39. Canfax reports: "Cattle that were bought this week were being scheduled for the week of September 3rd and September 10th delivery. All three western Canadian packers bought cattle this week. Cash to futures basis levels did strengthen this week. Cattle that were being carried over since early August were sold this week."

US cash cattle trade for the week ending August 10<sup>th</sup>, was active in the north on Thursday but nothing developed in the south until late Friday afternoon. The overall trade report for last week, reported by the USDA Mandatory Price Report, listed live sales from \$109.00-\$113.00 live, with steers averaging \$110.98 down \$2.00, while heifers averaged \$110.70 down \$2.45. On the rail, steers and heifers sold from \$173.00-\$179.00 dressed, with steers averaging \$175.73 down \$2.23 while heifers averaged \$175.72 down \$2.00.

This week, in the US, a few scattered deals have been reported in the north from \$173.00-\$174.00 dressed with one string in Nebraska on Tuesday at \$109.00-\$109.50 live, but not enough have moved to establish a market at this time. On Wednesday, At the Fed Cattle Exchange online auction there were 464 head on offer, all from Kansas and selling in 4 lots all with delivery in 1-9 days. Asking prices were \$112.00 live on all four lots, with two lots receiving a bid of \$112.00, but both sellers passed the bid. Two other lots received no bids, leaving this week's online market untested. At time of reporting, moderate to active in the north has surfaced, with prices generally \$2.50 lower than last week at \$173.00 dressed. A few live deals in the north were at \$109.00-\$110.00 which is steady to \$1.00 lower than last week. The south remains untested, however active trade should develop at any time. Bids in the south are sitting at \$110.00 live while asking prices are firm at \$112.00 plus.