



Weekly Market Information Report for the week ending Thursday August 23, 2018

The following information is collected from various sources and disseminated by Beef Farmers of Ontario.

ONTARIO DIRECT TO PACKER RAILGRADE CATTLE TRADE

Prices are on a carcass weight basis before grade and weight discounts. Weekly Range:

A Grade Steers	228.00-232.00
A Grade Heifers	227.00-232.00

ONTARIO LIVE CATTLE TRADE

Ontario auction sales this week saw weighted average price ranges for:

FED CATTLE	Volume	Price Range	Average	Top	Last Week Avg
Large Frame Steers +1250	124	121.58-142.17	135.85	149.00	142.73
Medium Frame Steers +1250	89	121.93-137.72	130.30	146.25	126.65
Large & Medium Frame Steers +1250	213	120.95-140.83	133.07	146.25	138.72
Large Frame Heifers +1000	76	117.52-138.26	129.64	141.00	133.34
Medium Frame Heifers +1000	75	121.12-135.70	130.98	147.00	126.75
Large & Medium Frame Heifers +1000	151	119.61-137.55	130.17	147.00	130.47
Cows - All Weights	2,059	50.63-75.15	61.72	117.00	61.18
Bulls - All Weights	101	78.04-100.51	89.90	130.00	94.17

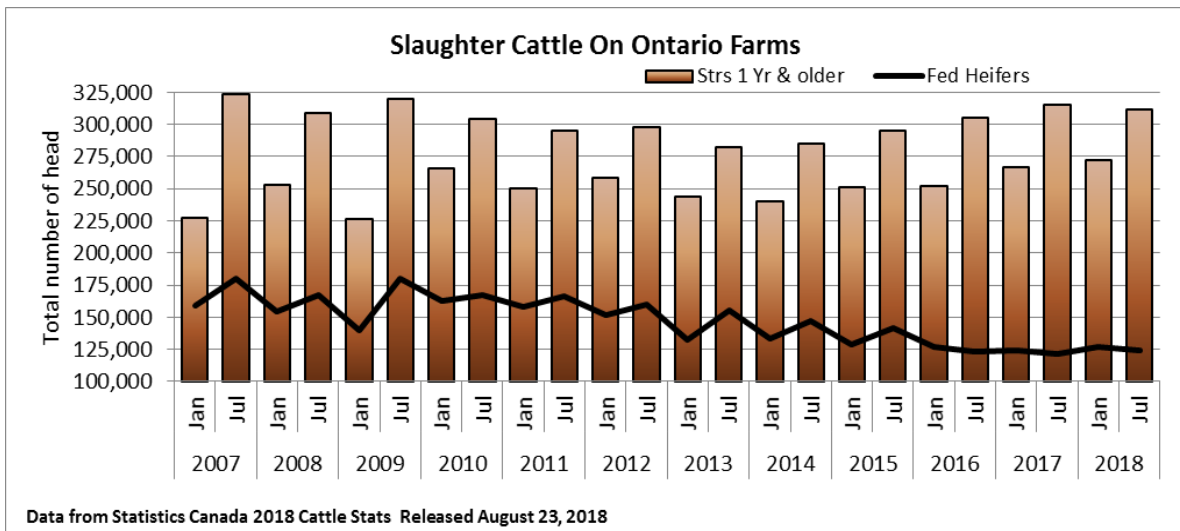
STOCKERS - Large and Medium Frame

STEERS	Volume	Price Range	Average	Top	Last Week Avg
1000+	658	164.40-191.72	174.27	196.50	173.61
900-999	369	180.27-195.12	189.93	203.00	187.13
800-899	133	173.82-194.73	186.11	211.00	190.27
700-799	151	161.52-198.89	180.65	224.00	199.28
600-699	177	167.12-224.97	200.83	239.00	198.53
500-599	209	174.37-234.75	214.72	256.00	210.08
400-499	92	179.42-238.14	212.21	262.50	227.45
-399	55	159.31-234.09	208.09	320.00	202.76

HEIFERS	Volume	Price Range	Average	Top	Last Week Avg
+900	293	137.63-156.41	148.91	173.00	147.88
800-899	142	141.47-163.52	153.35	182.50	155.95
700-799	161	154.08-189.73	173.17	220.99	169.95
600-699	179	146.33-184.82	168.11	199.00	176.45
500-599	130	153.06-200.09	179.05	220.00	176.02
400-499	50	154.07-192.52	174.82	233.00	186.45
300-399	28	173.14-198.25	187.22	236.00	217.19
-299	4	169.00-218.50	193.00	250.00	170.33

At Kawartha Lakes Community Sale Barn, August 18, 2018 – 118 cows, 8 bulls, 79 veal, 3 stockers

	Price Range	Avg.	Top
Cows	53.00-74.50	60.56	86.00
Veal 600 lbs +	70.00-129.00	98.89	131.00
Veal 125 lbs and less	77.50-165.00	101.04	165.00

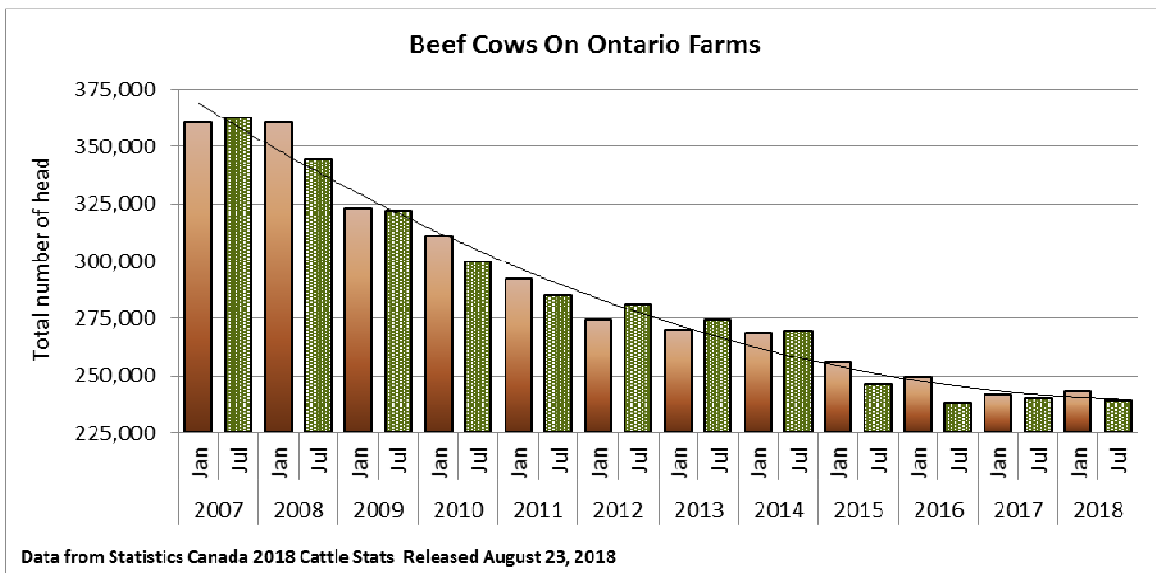


Denfield Livestock Exchange Inc., August 21, 2018 - 71 Fed Cattle, 22 Veal, 4 Bulls, 87 Cows & 147 Drop Calves

	Price Range	Top		Price Range	Top
Choice steers	135.00-140.00	147.00	Good beef cows	80.00-90.00	
Good steers	130.00-135.00		Good Holstein cows	65.00-75.00	
Choice heifers	135.00-140.00	146.50	D1 & D2 Cows	55.00-65.00	
Good heifers	130.00-135.00		D3 & D4 Cows	45.00-55.00	
Good Holstein veal	110.00-120.00		Choice drop calves	\$150.00-\$225.00/hd	
Plain & heavy veal	100.00-110.00		Good drop calves	\$75.00-\$140.00/hd	
Good beef bulls	84.00-101.00		Plain & Newborns	\$20.00-\$75.00/hd	
Good Hol bulls	84.00-87.00				

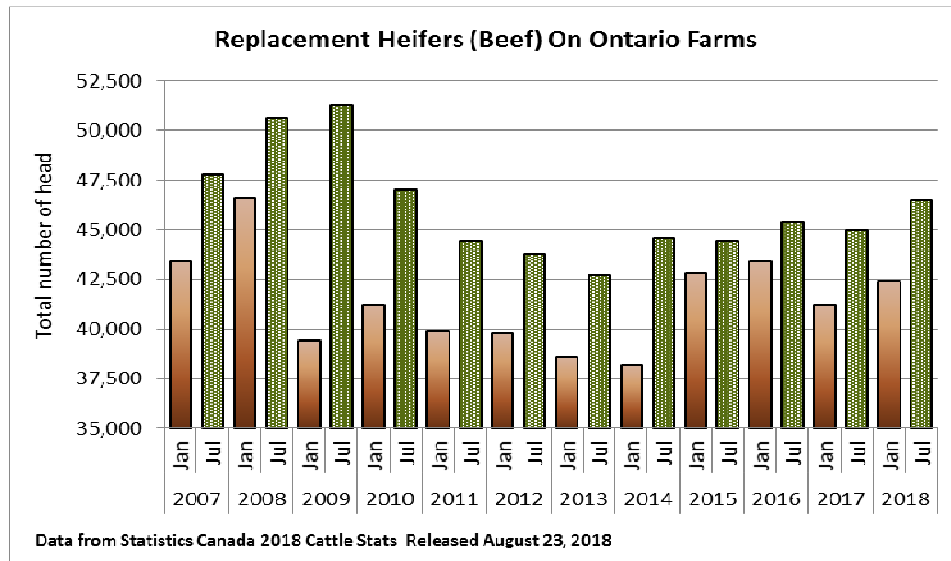
At Renfrew Pontiac Livestock Ltd.: August 21, 2018 – 5 Replacement Calves, 41 Cows, 7 Bulls

	Price Range	Top
Replacement Calves	70.00-110.00	200.00
Cows D1 & D2	70.00-84.00	99.00
Cows D3	69.00-71.00	
Cows D4	60.00-67.00	
Bulls	90.00-95.00	106.00



At **Aylmer Stockyards Inc.:** August 22, 2018 – 26 stockers, 73 Veal, 164 Cows, 2 bulls, 17 Fed Cattle

	Price Range	Average	Top
Cows	41.99-86.49	65.60	86.49
Veal over 600 lbs	90.00-162.99	117.50	162.99



ONTARIO STOCKER & FEEDER TRADE

Stocker sale at **Brussels Livestock:** August 17, 2018 – 805 Stockers

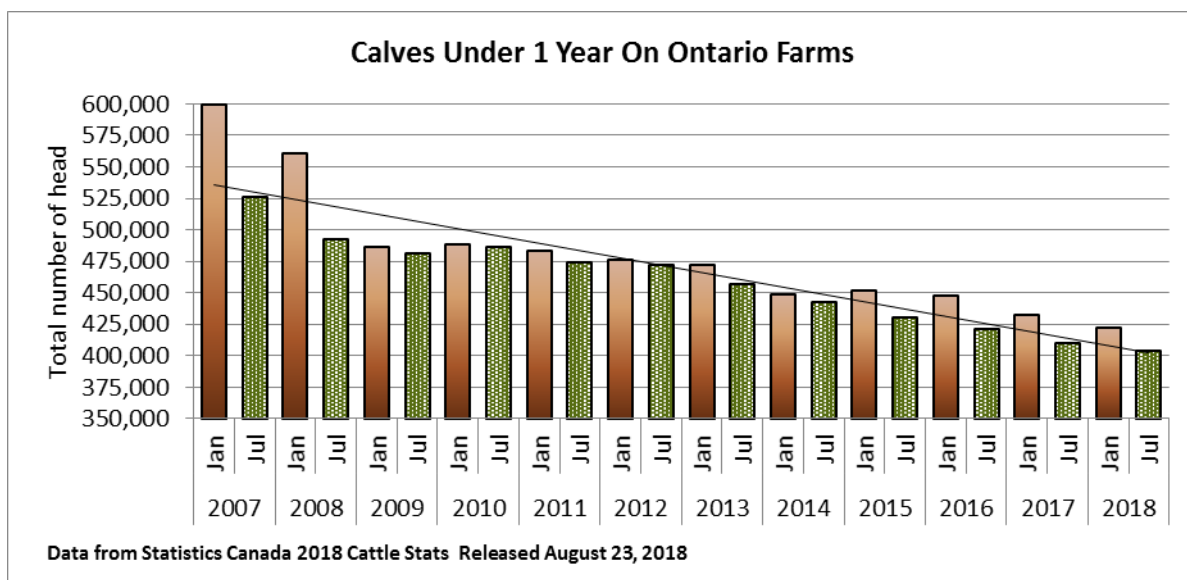
Steers	Price Range	Average	Top	Heifers	Price Range	Average	Top
1000+	167.50-181.00	174.36	190.00	900+	144.50-159.00	152.98	159.00
900-999	172.00-187.00	181.00	193.00	800-899	148.00-163.00	155.62	165.00
800-899	186.00-196.50	190.69	196.50	700-799	159.00-177.00	171.26	177.00
700-799	185.00-205.00	194.73	205.00	600-699	162.00-182.00	171.23	192.00
600-699	195.00-223.00	208.68	236.50	500-599	167.00-220.00	200.56	220.00
500-599	200.00-247.00	220.95	248.00				
400-499	245.00-262.00	257.23	262.00				

Stocker sale at: **Community Livestock Exchange:** August 21, 2018 – 124 Stockers

Steers	Price Range	Average	Top	Heifers	Price Range	Average	Top
800-899	80.00-147.50	118.50	178.00	700-799	147.50-180.00	170.50	180.00
700-799	210.00-222.00	212.40	222.00	600-699	100.00-187.50	145.50	187.50
600-699	108.00-192.50	149.19	239.00	500-599	105.00-185.00	145.79	185.00
500-599	131.00-239.99	205.50	239.99				

Stocker sale at: **Keady Livestock Market:** August 21, 2018 – 331 Stockers

Steers	Price Range	Average	Top	Heifers	Price Range	Average	Top
1000+	178.50-189.00	186.03	189.00	900+	110.00-173.00	153.67	173.00
900-999	183.50-200.00	195.97	200.00	700-799	175.00-185.00	177.67	185.00
800-899	201.50-51 hd			600-699	187.50-199.00	192.00	199.00
700-799	182.00-206.00	190.75	206.00	500-599	208.00-220.00	218.00	220.00
600-699	211.00-223.00	217.00	223.00	400-499	155.00-233.00	194.90	233.00
500-599	239.00-256.00	249.43	256.00				



Stocker sale at: **Renfrew Pontiac Livestock: August 21, 2018 – 221 Stockers**

Steers	Price Range	Average	Top	Heifers	Price Range	Average	Top
600-699	154.00-239.00	221.39	239.00	700-799	152.00-220.99	181.49	220.99
500-599	175.00-250.00	231.40	250.00	600-699	105.00-193.50	163.50	193.50
400-499	210.00-262.50	237.69	262.50	500-599	139.99-207.50	181.29	207.50
399-	202.49-260.00	229.99	260.00	400-499	160.00-202.00	181.49	202.00

Stocker sale at **Ontario Livestock Exchange: August 22, 2018 – 594 Stockers**

Steers	Price Range	Average	Top	Heifers	Price Range	Average	Top
1000+	165.00-196.50	175.14	196.50	900+	154.00-157.00	155.33	157.00
900-999	194.50-203.00	198.91	203.00				
800-899	130.00-202.50	187.10	202.50				

Stocker sale at: **Ontario Livestock Exchange, August 23, 2018– 300 Stockers**

Steers	Price Range	Average	Top	Heifers	Price Range	Average	Top
700-799	157.50-215.00	189.90	224.00	900+	125.00-137.50	129.93	139.00
600-699	110.00-193.00	152.00	193.00	600-699	137.50-167.50	149.89	167.50
500-599	155.00-225.00	203.68	253.00	500-599	135.00-177.50	155.50	177.50
400-499	145.00-235.00	198.04	237.50	400-499	155.00-166.00	157.75	167.50
399-	157.50-280.00	247.92	280.00	300-399	170.00-200.00	188.33	200.00

Stockers sold actively at firm prices.

Stocker sale at: **Ontario Stockyards Inc. – August 23, 2018– 312 Stockers**

Steers	Price Range	Average	Top	Heifers	Price Range	Average	Top
1000+	124.00-172.00	147.40	172.00	900+	112.00-157.00	143.14	157.00
900-999	159.00-184.00	177.04	184.00	800-899	110.00-182.50	156.78	182.50
800-899	161.00-211.00	186.16	211.00	700-799	145.00-187.50	173.63	187.50
700-799	112.00-188.00	144.86	200.00	600-699	169.00-179.00	175.18	190.00
600-699	174.50-237.70	207.11	237.70	500-599	180.00-209.00	191.39	212.00
500-599	170.00-210.00	194.78	210.00	400-499	160.00-220.00	190.35	220.00
400-499	150.00-199.00	171.13	241.00				
399-	164.00-225.00	192.33	225.00				

Stocker sale at: **Ottawa Livestock Exchange, August 23, 2018– 116 Stockers**

Steers	Price Range	Average	Top	Heifers	Price Range	Average	Top
700-799	182.00-189.00	185.06	189.00	600-699	154.00-182.00	166.00	184.00
600-699	178.00-218.00	202.93	218.00	300-399	188.00-202.00	193.20	206.00
500-599	167.00-232.00	214.10	232.00				
400-499	182.00-252.00	216.56	252.00				
399-	128.00-255.00	200.00	320.00				

ONTARIO STOCKER & FEEDER TRADE SPECIAL FALL STOCKER SALES

Stocker sale at **Kawartha Lakes Community Sale Barn: August 22, 2018 – 64 Stockers**

Steers	Price Range	Average	Top	Heifers	Price Range	Average	Top
900-999	177.50-185.00	183.71	185.00	700-799	162.50-173.00	171.84	173.00
700-799	165.00-215.00	204.03	215.00	600-699	179.00-182.50	179.71	182.50
600-699	185.00-229.00	195.34	229.00	500-599	165.00-187.50	176.62	187.50
500-599	192.50-234.00	201.55	234.00				

LIVE CATTLE EXPORTS - ONTARIO (USDA states- reports are delayed until further notice)

	Week ending July 14, 2018	Week ending July 7, 2018	Year to Date
Total live slaughter cattle exported from Ontario to the U.S.	2,075	2,409	62,650
Steers & Heifers	589	621	29,305
Cows	1,198	1,469	24,956
Bulls	288	319	8,389

QUEBEC ELECTRONIC AUCTION MARKET (F.O.B. THE FEEDLOT)

	Price	Change from Last Week
For the week ending August 23, 2018	226.00-230.50	-1.80

ALBERTA DIRECT TRADE

For the week ending Thursday, August 23, 2018

Steers	Live FOB	141.00	Rail FOB	234.75-238.50
Heifers	Live	N/T	Rail FOB	235.00-238.50

U.S. TRADE (U.S. funds)

For the week Ending Thursday, August 23, 2018

Choice and Select Steers and Heifers:	Live	107.00-109.50
	Rail	170.00-174.00

AVERAGE CARCASS WEIGHTS – CANADA

	Steers	Heifers
Aug 18, 2018	900	827
Aug 11, 2018	886	818
Aug 19, 2017	890	805

FEDERALLY INSPECTED CANADIAN PROCESSING (week of Civic Holiday)

	Week Ending Aug 11, 2018	# of hd change from week ago	YTD	% Change (Week Ago)	% Change (Year Ago)
Grand Total	67,148	+14,468	1,873,066	+27%	+7%
Western Slaughter	53,620	+11,746	1,461,500	+28%	+8%
Eastern Slaughter	13,528	+2,722	411,566	+25%	+4%

USDA ESTIMATED CATTLE PROCESSING VOLUME

	Week Ending August 25, 2018	Previous Week	Year Ago
Grand Total	636,000	660,000	645,000

CANADIAN BOXED BEEF CUT-OUT VALUES

Week Ending	AAA	AA
July 20, 2018	2.7418	2.6002
July 13, 2018	2.7573	2.5902
July 6, 2018	2.8659	2.6299
June 29, 2018	2.8151	2.5946

U.S. BOXED BEEF CUT-OUT VALUES (U.S. funds)

	Choice 600-900	Select 600-900
Current Five Day Average:	213.47	203.05

LIVE CATTLE – CANADA

IMPORTS		Import % change from 2017 YTD	EXPORTS		Export % change from 2017 YTD
<i>Jan 1- June 30/18</i>			<i>Jan 1- Aug 11/18</i>		
Pure bred	3,186	+21%	Slaughter steers & heifers & cows	223,416	-20%
Non-pure bred	61,849	+99%	Feeder cattle & calves	142,413	+61%
			Bulls	25,865	-23%

BEEF EXPORTS – CANADA

	United States <i>Jan 1- Jun 30/18</i>	Change from last year YTD	Mexico <i>Jan 1- Jun 30/18</i>	Change from last year YTD
Total	139,421 tonnes	+8% or +10,671 tonnes	7,321 tonnes	-11% or -891 tonnes

BEEF PRODUCTION – CANADA

	<i>Jan 1 – Aug 18/18</i>	<i>Last Year Same Time</i>	% Change
Fed	605,184 tonnes	569,867 tonnes	+6%
Non-fed	108,010 tonnes	96,942 tonnes	+11%

BEEF IMPORTS – CANADA

	<i>Jan 1 – Aug 18/18</i>	<i>Last Year Same Time</i>	% Change
United States	77,732 tonnes	78,210 tonnes	-1%
Non-NAFTA	32,163 tonnes	30,984 tonnes	+4%
EU-28 (beef/veal total)	1,219 tonnes	1,341 tonnes	-9%
Total	116,318 tonnes	113,800 tonnes	+2%

CHICAGO MERCANTILE EXCHANGE

Closing quotes on futures today were as follows:

Live Cattle		Feeder Cattle		Corn		Soybeans		Canadian \$	
Aug	106.25 -1.70	Aug	149.20 +0.17	Sep	3.484 +1.6	Sep	8.420 +0.0	Spot	76.75 +0.38
Oct	106.70 -2.02	Sep	147.47 -1.67	Dec	3.626 +1.6	Nov	8.552 +1.2	Sep	76.78 +0.37
Dec	111.20 -1.77	Oct	146.72 -2.07	Mar	3.750 +1.6	Jan	8.680 +1.0	Dec	76.90 +0.37
Feb	114.60 -1.62	Nov	146.97 -2.00	May	3.822 +1.4	Mar	8.812 +1.2	Mar	77.00 +0.36
Apr	115.75 -1.27	Jan	145.45 -1.67	Jul	3.876 +1.2	May	8.924 +1.2	Jun	77.09 +0.37
Jun	109.60 -1.17	Mar	145.00 -1.50	Sep	3.886 +1.2	Jul	9.046 +1.2	Sep	77.17 +0.36

Beef Farmers of Ontario, 130 Malcolm Road, Guelph, ON N1K 1B1 Phone: (519) 824-0334 Fax: (519) 824-9161 or email: markets@ontariobeef.com

OBCFPP LICENCE CHANGES

Now Licenced: Abattoir

Bilal Farms Inc, 2274 Descartes Street, Ottawa, ON K4A 0W4

Licence Withdrawn: Country Dealer

H & A Livestock, 773474 Hwy 59, Norwich, ON N0J 1P0

UPCOMING ONTARIO AUCTION MARKETS SPECIAL FALL SALES

Aug 25	8:30 am	Rainy River Cattlemen's Sale-Stratton	Yearlings, Early Calves, Cows etc.
Aug 29	2:00 pm	Vankleek Hill Livestock Exchange	Stocker Sale
Sept 1	1:00 pm	Maple Hill Auctions Ltd	Ontario Autumn Angus Classic
Sept 6	10:00 am	Warton-Grey-Bruce Livestock Co-op	Fall Stocker Sale
Sept 7	7:00 pm	Cargill Auction Market	Char & Exotic Cross Yearling Steers & Heifers
Sept 13	11:00 am	Ontario Stockyards Inc	Special Fall Yearling Sale- in with regular sale
Sept 18	10:00 am	Thessalon- Algoma Co-op Livestock Sale	Yearlings, 90 % Vaccinated
Sept 19	10:00 am	Kawartha Lakes Community Sale Barn	Fall Stocker Sale
Sept 21	11:00 am	Community Livestock Exchange	Quinte Cattlemen's Stocker Sale
Sept 22	11:00 am	Denfield Livestock Exchange	Vaccinated Stocker & Bred Cow, Cow/Calf Pair Sale
Sept 22	1:00 pm	Maple Hill Auctions Ltd	Ontario Autumn Simmental Classic/Rehorst Simmental Dispersal
Sept 26	2:00 pm	Vankleek Hill Livestock Exchange	Stocker Sale
Sept 28	9:00 am	Keady Livestock Market	Grass Yearling Sale, Steers & Heifers, overnight stand
Sept 28	7:00 pm	Cargill Auction Market	Char & Exotic Cross Yearling Steers & Heifers
Sept 29	8:30 am	Rainy River Cattlemen's Sale-Stratton	Spring Calves & some Yearlings, cows etc

Comments for the week ending August 23, 2018

Larger receipts of 364 fed steers and heifers sold through auction markets this week, up 135 head from last week and 72 more than the same time last year. Fed steers ranged from \$120.95-\$140.83 averaging \$133.07 down \$5.65 from last week and \$2.99 below year ago prices. Fed heifers sold from \$119.61-\$137.55 averaging \$130.17 down \$0.30 from last week and \$2.40 below year ago prices. Auction markets reported a selective demand with prices steady to barely steady, with good quality cattle under pressure. By Wednesday, the market was under pressure with prices \$4.00-\$5.00 cwt lower on the good quality lots. The week ended holding at steady prices.

The Ontario railgrade market held fully steady to last week with dressed steers priced from \$228.00-\$232.00 and heifers from \$227.00-\$232.00. Sales were reported in these price ranges the entire week, with delivery mostly the first week in September. Last year at this time the market was unestablished with no bids or sales reported.

The Canadian Boxed Beef Report by Kevin Grier notes Canadian buyer activity last week: "Buyers are more hesitant than usual. Questions about market direction are making buyers more tentative. Distributors were selling and competing with packers as opposed to buying from them. Those distributors that were in the market were busy picking up opportunity buys, particularly on the hip meat. Most of the big retailers are finished negotiating and buying their Thanksgiving ribs. Other activity was mostly filling in the inside ads of the flyers for mid to late September. Labor Day should be a very good weekend for beef."

There were 2,059 fed cows sold through auction markets this week, up 163 head from last week and 362 more than the same time last year. Cows sold from \$50.63-\$75.15 averaging \$61.72 up \$0.54 from last week and \$12.36 below year ago prices. Auction markets reported trade as steady to barely steady, with one report of under pressure mid-week. The market ended the week with a good demand at higher prices.

Continued light receipts of stocker and feeder cattle sold through auction markets with this week's volume at 2,831, up 322 from last week but 222 less than last year at this time. As the fall approaches, volumes will increase, with fall stocker sales starting to surface this week. Auction markets reported trade as active with demand noted as good. Prices were steady to fully steady with a couple of markets reporting prices as \$1.00-\$2.00 cwt higher. The week ended with all weights and classes selling actively at fully steady to firm prices. Actual average prices this week saw steers 400-500 lbs down \$15.24 on light receipts, steers 500-600 lbs up \$4.64, 600-700 lbs up \$2.30, 700-800 lbs down \$18.63, 800-900 lbs down \$4.16, 900-1000 lbs up \$2.80 and steers over 1000 lbs averaged \$0.66 stronger than last week on average. Heifers from 300-400 lbs were down \$29.97 on very light receipts, 400-500 lbs down \$11.63, 500-600 lbs up \$3.03, 600-700 lbs down \$8.34, 700-800 lbs up \$3.22, 800-900 lbs down \$2.60 and heifers 900 lbs and over averaged \$1.03 cwt higher than last week, on average.

The Quebec electronic market this week ranged from \$226.00-\$230.50 dressed, down \$1.80 from last week on average.

Alberta direct trade, was light on Thursday with prices reported from \$237.00-\$240.00 delivered, on a dressed basis. Sales on a picked up basis, were reported at \$141.00 live and \$234.75-\$238.50 dressed, which is steady to \$2.00 lower than the previous week on average.

US cash cattle trade for the week ending August 17th, was slightly easier with majority of business occurring Thursday and Friday. The USDA Mandatory Price Report lists live sales from \$108.00-\$111.00 with steers averaging \$109.91 down \$1.07 from the previous week, while heifers averaged \$109.99 down \$0.71. On the rail, prices ranged from \$171.00-\$177.00 dressed, with steers averaging \$173.10 down \$2.63 and heifers averaging \$173.10 also, down \$2.62 from the previous week.

This week the market was light to moderate in the north on Wednesday with sales from \$109.00-\$109.50 live, steady to \$0.50 below last week, while dressed deals ranged from \$172.00-\$174.00, mostly \$173.00 which is steady to last week. The south was light to moderate on Thursday with sales \$1.00-\$1.50 lower than last week, from \$107.00-\$109.00 live, mostly \$109.00. A few clean up deals in the north were noted from \$170.00-\$174.00 dressed, mostly \$173.00 which is steady to Wednesday. Today, the market is at a complete standstill with no bids on the table, with cattle futures declining triple digits. Enough trade seems to have already been generated, so both sides were just sitting back and watching the board today. It appears that business for the week is completed.