



Weekly Market Information Report for the week ending Thursday August 30, 2018

The following information is collected from various sources and disseminated by Beef Farmers of Ontario.

ONTARIO DIRECT TO PACKER RAILGRADE CATTLE TRADE

Prices are on a carcass weight basis before grade and weight discounts. Weekly Range:

A Grade Steers 228.00-232.00

A Grade Heifers 227.00-232.00

ONTARIO LIVE CATTLE TRADE

Ontario auction sales this week saw weighted average price ranges for:

FED CATTLE	Volume	Price Range	Average	Top	Last Week Avg
Large Frame Steers +1250	74	122.70-137.12	131.72	144.50	135.85
Medium Frame Steers +1250	86	128.21-134.86	132.87	140.00	130.30
Large & Medium Frame Steers +1250	160	125.40-137.06	133.02	144.50	133.07
Large Frame Heifers +1000	59	118.04-129.50	123.96	144.00	129.64
Medium Frame Heifers +1000	75	116.31-131.90	125.28	141.00	130.98
Large & Medium Frame Heifers +1000	134	116.17-133.70	125.42	144.00	130.17
Cows - All Weights	2,190	49.54-75.48	61.20	151.00	61.72
Bulls - All Weights	196	72.42-101.26	85.03	185.00	89.90

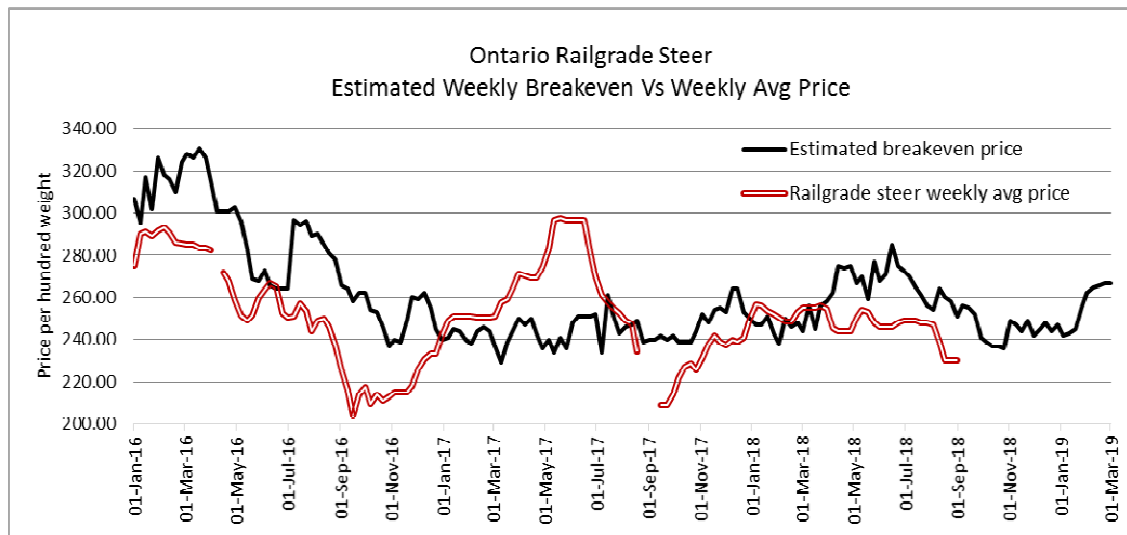
STOCKERS - Large and Medium Frame

STEERS	Volume	Price Range	Average	Top	Last Week Avg
1000+	734	158.26-188.06	170.98	196.50	174.27
900-999	330	177.80-197.83	189.31	203.00	189.93
800-899	294	177.06-199.40	191.46	212.50	186.11
700-799	407	152.45-210.10	193.14	224.50	180.65
600-699	331	162.11-225.12	204.05	241.00	200.83
500-599	328	168.38-244.16	213.19	268.00	214.72
400-499	140	169.70-245.75	220.29	270.00	212.21
-399	72	164.07-258.37	217.63	300.00	208.09

HEIFERS	Volume	Price Range	Average	Top	Last Week Avg
+900	269	141.73-161.98	151.26	190.25	148.91
800-899	297	156.07-176.94	169.20	190.50	153.35
700-799	250	151.01-177.70	166.69	198.50	173.17
600-699	341	141.63-189.21	176.80	201.00	168.11
500-599	194	154.99-202.32	182.44	250.00	179.05
400-499	118	159.52-207.42	184.05	235.00	174.82
300-399	40	165.54-212.50	193.66	245.00	187.22
-299	9	121.33-176.89	163.83	232.50	193.00

At Kawartha Lakes Community Sale Barn, August 25, 2018 – 78cows, 4 bulls, 32 veal, 22 stockers

	Price Range	Avg.	Top
Cows	51.00-87.00	64.71	100.00
Veal 600 lbs +	100.00-125.00	110.93	125.00
Veal 125 lbs and less	100.00-170.00	128.83	170.00



The information provided on this report is based on weighted averages for actual data collected. Input costs are a guideline only and will vary from producer to producer. BFO does not take any responsibility and accepts no legal liability arising from or connected to damages or losses experienced by producers when using this information. This is to be used at your own risk.

Denfield Livestock Exchange Inc., August 28, 2018 - 146 Fed Cattle, 23 Veal, 2 Bulls, 72 Cows & 125 Drop Calves

	Price Range	Top		Price Range	Top
Choice steers	140.00-145.00	152.00	Good beef cows	65.00-75.00	90.50
Good steers	135.00-140.00		Good Holstein cows	65.00-75.00	82.50
Choice heifers	140.00-145.00	164.50	D1 & D2 Cows	55.00-65.00	
Good heifers	135.00-140.00		D3 & D4 Cows	40.00-50.00	
Good Holstein veal	105.00-115.00		Choice drop calves	\$150.00-\$250.00/hd	\$470.00/hd
Plain & heavy veal	95.00-105.00		Good drop calves	\$100.00-\$150.00/hd	
Good beef bulls	83.00-93.00		Plain & Newborns	\$25.00-\$75.00/hd	

At Aylmer Stockyards Inc.: August 29, 2018 – 62 stockers, 59 Veal, 131 Cows, 4 bulls, 17 Fed Cattle

	Price Range	Average	Top
Cows	42.99-75.00	63.80	92.00
Veal over 600 lbs	80.00-151.00	113.79	151.00

ONTARIO STOCKER & FEEDER TRADE

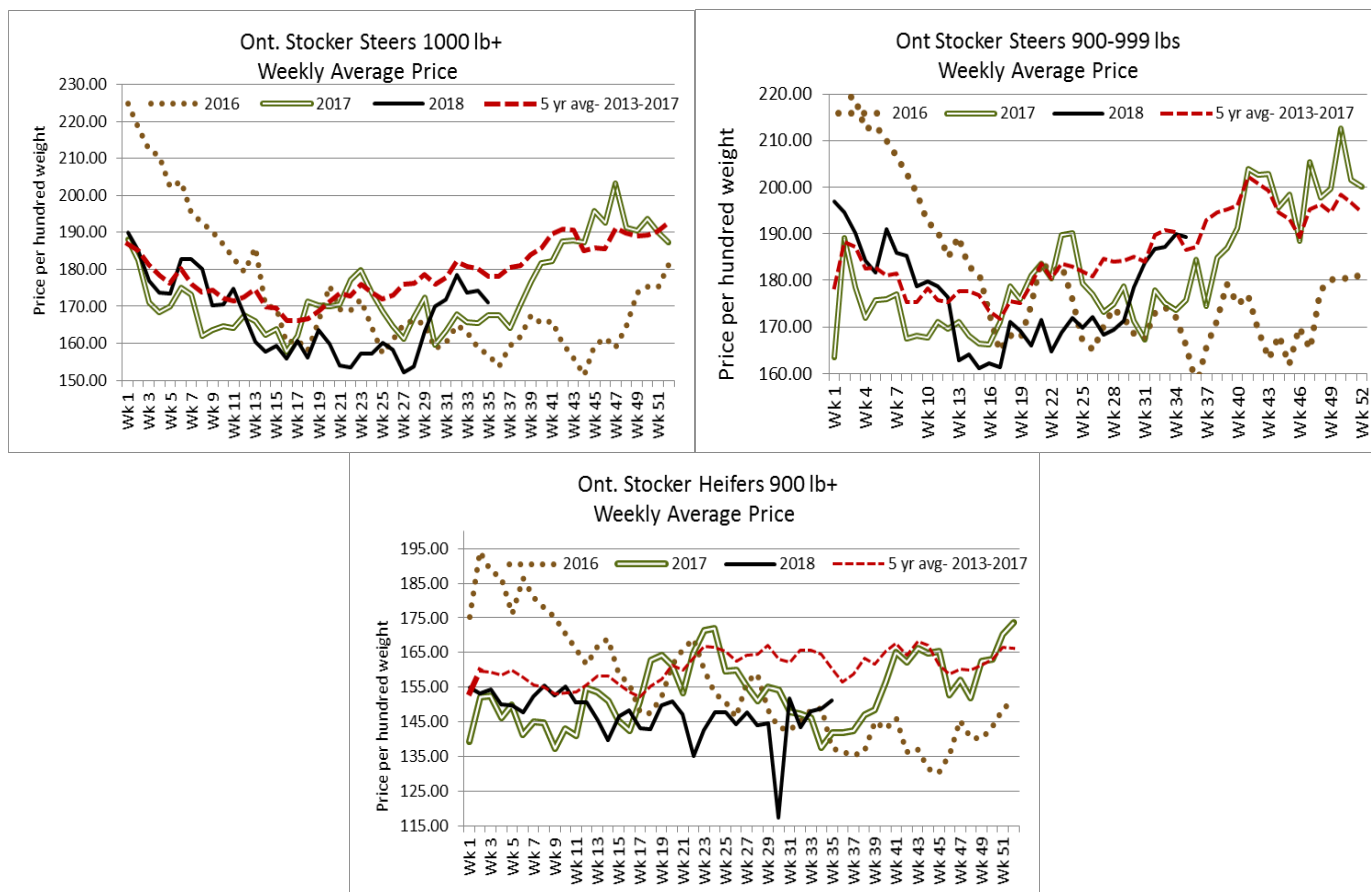
Stocker sale at **Brussels Livestock: August 24, 2018 – 928 Stockers**

Steers	Price Range	Average	Top	Heifers	Price Range	Average	Top
1000+	150.50-174.75	161.96	177.50	900+	137.00-163.50	149.03	163.50
900-999	170.50-186.50	180.59	186.50	800-899	153.50-178.50	166.56	180.25
800-899	179.00-205.00	195.51	205.00	700-799	145.00-177.50	160.68	183.00
700-799	179.00-212.50	197.14	212.50	600-699	159.00-183.00	171.84	192.00
600-699	181.00-222.00	202.13	235.00	500-599	169.00-210.00	193.47	210.00
500-599	187.00-248.00	216.51	267.00	400-499	195.00-218.00	207.89	235.00
400-499	205.00-247.00	229.57	260.00	300-399	188.00-240.00	205.57	245.00
399-	249.00-267.00	262.08	281.00				

Calves and yearlings sold on a strong active trade at steady prices.

Stocker sale at: **Community Livestock Exchange: August 28, 2018 – 139 Stockers**

Steers	Price Range	Average	Top	Heifers	Price Range	Average	Top
600-699	142.50-241.00	219.79	241.00	600-699	119.99-185.00	159.89	185.00
500-599	212.00-249.00	234.20	249.00	500-599	130.00-200.00	177.89	200.00
400-499	184.00-256.00	241.90	256.00	400-499	150.00-229.00	202.49	229.00



Stocker sale at: **Keady Livestock Market: August 28, 2018 – 558 Stockers**

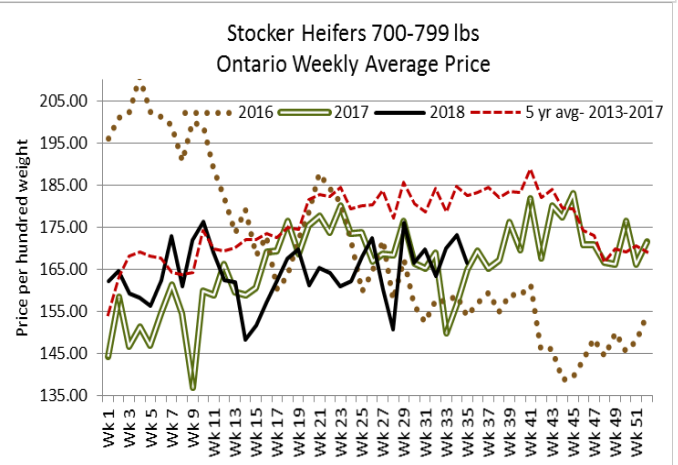
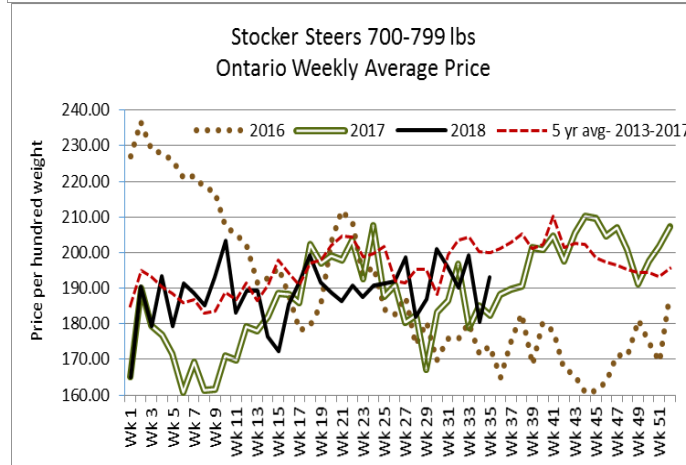
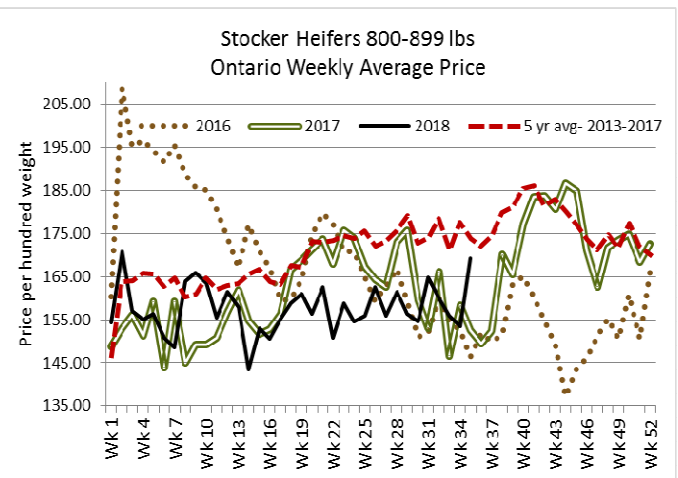
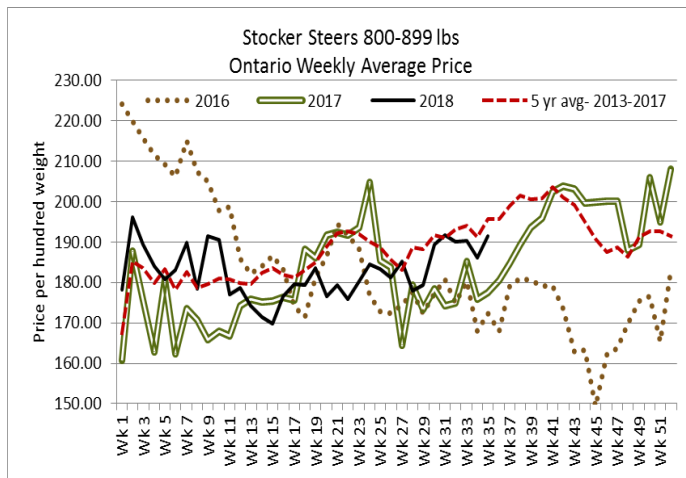
Steers	Price Range	Average	Top	Heifers	Price Range	Average	Top
1000+	173.50-194.00	188.59	194.00	900+	190.25—34 hd	190.25	190.25
900-999	194.50-203.00	199.18	203.00	800-899	176.00-190.50	187.19	190.50
800-899	196.00-212.50	205.40	212.50	700-799	198.00-198.50	198.25	198.50
700-799	216.00-224.50	219.96	224.50	600-699	163.00-189.50	180.87	191.00
600-699	219.00-231.00	225.80	231.00	500-599	185.00-196.50	193.82	196.50
500-599	225.00-240.00	230.11	240.00	400-499	180.00-185.00	180.71	218.00
400-499	207.50-267.50	244.96	267.50				
399-	250.00-270.00	262.00	270.00				

Stocker sale at: **Renfrew Pontiac Livestock: August 28, 2018 – 135 Stockers**

Steers	Price Range	Average	Top	Heifers	Price Range	Average	Top
800-899	172.99-198.50	187.70	198.50	700-799	156.00-178.49	170.19	178.49
700-799	127.00-220.00	172.50	220.00	600-699	134.00-186.00	159.80	186.00
600-699	122.50-231.00	192.50	231.00	500-599	150.00-202.99	193.69	202.99
500-599	165.99-244.49	205.20	244.49	400-499	135.00-216.00	172.30	216.00
400-499	151.00-258.00	243.10	258.00	300-399	170.99-235.00	225.49	235.00
399-	135.00-247.50	208.70	247.50				

Stocker sale at **Ontario Livestock Exchange: August 29, 2018 – 678 Stockers**

Steers	Price Range	Average	Top	Heifers	Price Range	Average	Top
1000+	164.00-196.50	175.55	196.50	900+	145.00-160.00	151.28	160.00
900-999	175.00-202.50	189.37	202.50	800-899	136.00-163.00	155.50	163.00
800-899	186.50-202.00	190.53	202.00	700-799	192.00-13 hd		
700-799	204.00-223.50	221.33	223.50	600-699	187.50-201.00	198.23	201.00
600-699	181.00-221.00	207.67	221.00				



Stocker sale at: **Ontario Livestock Exchange, August 30, 2018– 354 Stockers**

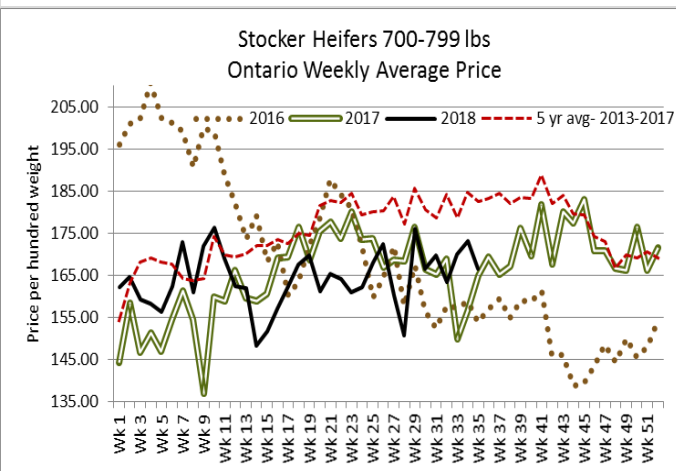
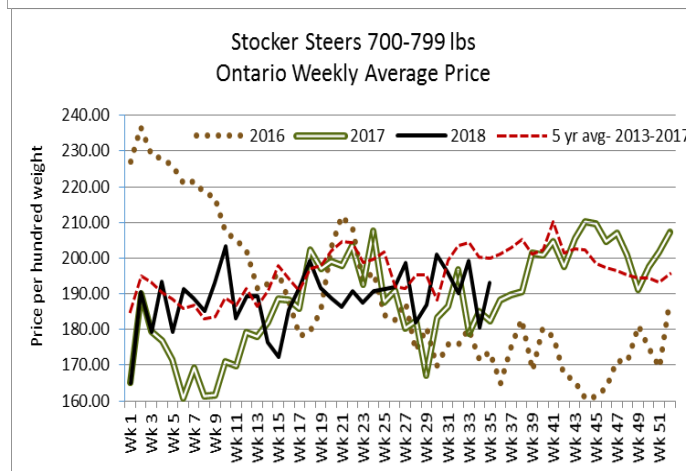
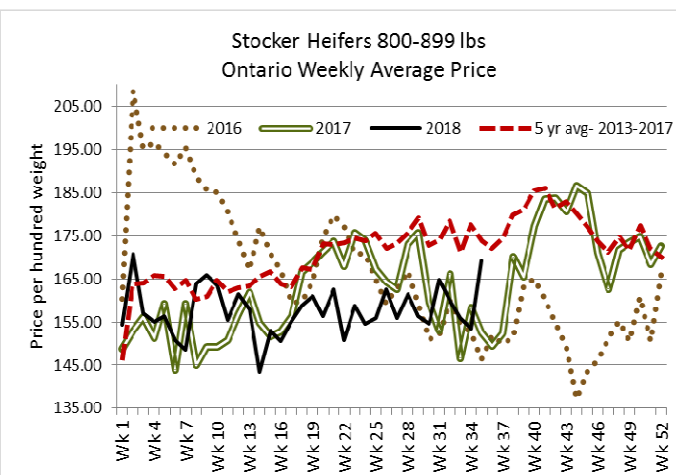
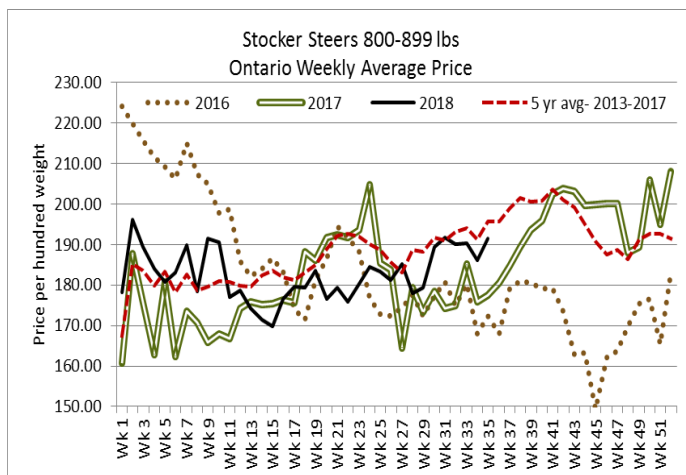
Steers	Price Range	Average	Top	Heifers	Price Range	Average	Top
700-799	132.50-190.00	162.78	190.00	700-799	122.50-137.50	129.00	140.00
600-699	167.50-197.50	181.64	197.50	500-599	162.50-172.50	167.25	172.50
500-599	132.50-230.00	171.00	230.00				
400-499	200.00-235.00	216.75	235.00				
399-	80.00-275.00	176.75	275.00				

Stocker sale at: **Ottawa Livestock Exchange, August 30, 2018– 152 Stockers**

Steers	Price Range	Average	Top	Heifers	Price Range	Average	Top
700-799	158.00-210.00	195.70	210.00	600-699	147.00-187.00	176.63	187.00
600-699	213.00-224.00	218.96	228.00	400-499	162.00-196.00	183.11	196.00
500-599	212.00-252.00	230.50	252.00				
400-499	224.00-249.00	240.93	249.00				
399-	102.00-260.00	198.92	300.00				

Stocker sale at: **Ontario Stockyards Inc. – August 30, 2018– 364 Stockers**

Steers	Price Range	Average	Top	Heifers	Price Range	Average	Top
1000+	75.00-145.00	116.6	176.00	900+	131.00-150.00	142.76	160.00
900-999	75.00-183.50	141.13	189.00	800-899	164.00-179.50	174.93	180.50
800-899	196.00-206.75	198.84	206.75	700-799	159.00-192.00	180.74	192.00
700-799	112.00-212.75	185.23	217.50	600-699	167.00-197.50	183.80	197.50
600-699	177.50-224.25	207.13	224.25	500-599	155.00-201.00	180.44	219.00
500-599	180.00-235.00	209.31	242.00	400-499	180.00-222.00	199.86	222.00
400-499	110.00-212.50	157.35	230.00				
399-	227.00-230.00	228.82	245.00				



ONTARIO STOCKER & FEEDER TRADE SPECIAL FALL STOCKER SALES

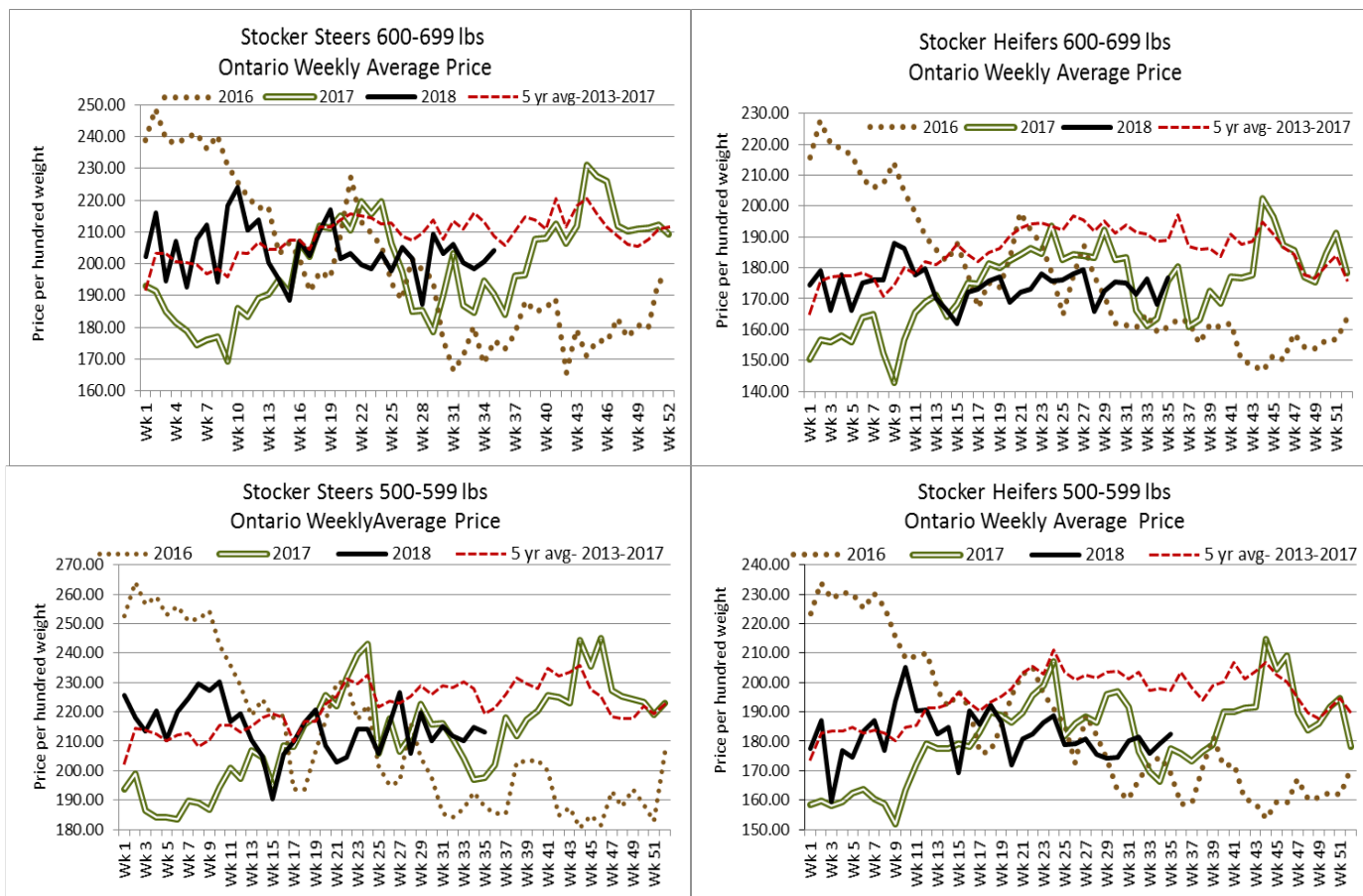
Stocker sale at **Rainy River Cattlemen's Sale-Stratton: August 25, 2018 – 763 Stockers, 132 cows, 32 bulls**

Steers	Price Range	Average	Top	Heifers	Price Range	Average	Top
1000+	138.99-167.99	157.00	167.99	800-899	147.99-175.00	172.39	175.00
900-999	141.99-178.00	171.30	178.00	700-799	148.99-187.00	179.20	187.00
800-899	166.99-193.99	188.59	193.88	600-699	119.99-194.99	182.47	194.99
700-799	116.99-202.99	184.60	202.99	500-599	126.00-200.99	185.69	200.99
600-699	122.99-225.99	198.39	225.99	400-499	155.00-180.00	167.79	180.00
500-599	130.00-242.49	212.40	242.49	Cows	56.00-100.49	79.40	151.00
400-499	119.99-235.00	209.39	235.00	Bulls 1600 lbs -	81.00-157.49	109.80	185.00
399-	130.00-231.00	183.80	231.00	Bulls 1600 lbs +	97.49-109.29	104.40	109.29

A good offering of stockers, with mainly yearlings on offer, sold on a strong demand. Cows sold actively at strong prices.

Stocker sale at **Vankleek Hill Livestock Exchange: August 29, 2018 – 250 Stockers**

Steers	Price Range	Average	Top	Heifers	Price Range	Average	Top
800-899	184.00-198.00	189.99	198.00	700-799	172.00-182.00	176.46	182.00
700-799	190.00-217.00	201.39	220.00	600-699	168.00-191.00	177.12	191.00
600-699	194.00-238.00	216.65	240.00	500-599	162.00-250.00	180.53	250.00
500-599	174.00-256.00	208.09	268.00	400-499	130.00-206.00	1559.12	206.00
400-499	155.00-270.00	196.36	270.00	300-399	187.00-210.00	198.67	210.00

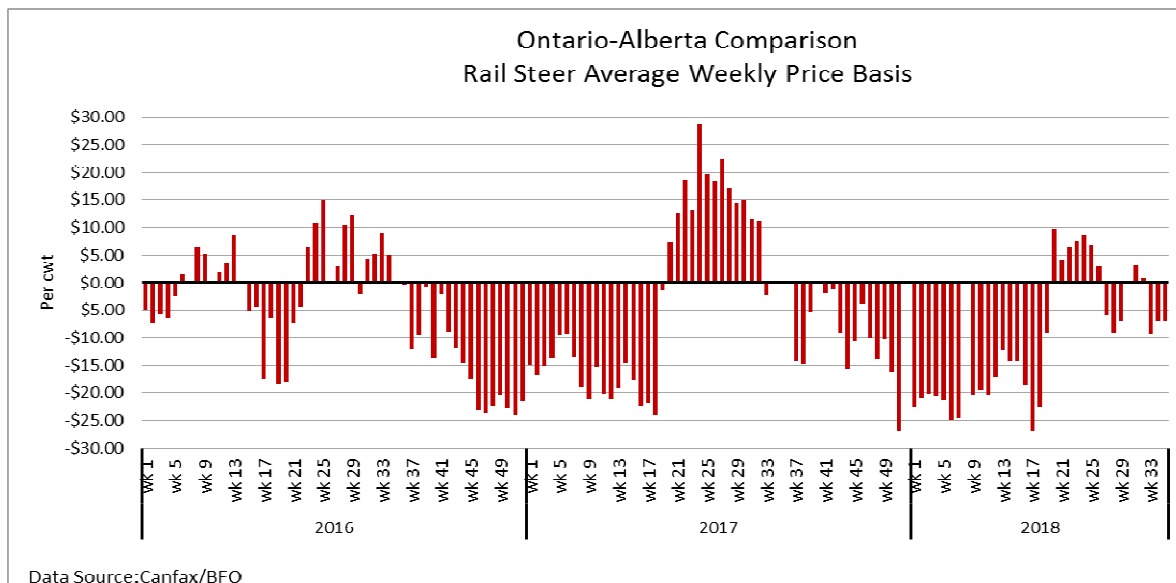


LIVE CATTLE EXPORTS-ONTARIO-(This report has been changed by USDA- merging fed cattle and cows into one category)

	Week ending Aug 11, 2018	Week ending Aug 4, 2018	Year to Date
Total live slaughter cattle exported from Ontario to the U.S.	2,358	1,876	71,043
Steers & Heifers & Cows	2,032	1,530	61,457
Bulls	326	346	9,586

QUEBEC ELECTRONIC AUCTION MARKET (F.O.B. THE FEEDLOT)

	Price	Change from Last Week
For the week ending August 30, 2018	227.50-228.75	-0.95



ALBERTA DIRECT TRADE

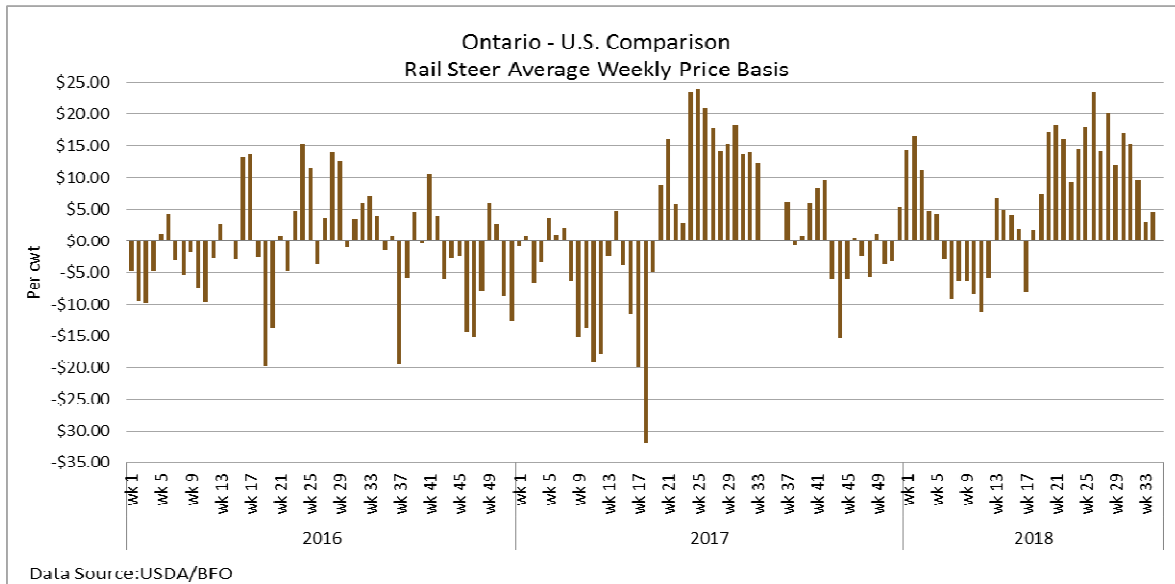
For the week ending Thursday, August 30, 2018

Steers	Live FOB	142.50-143.50	Rail FOB	235.00-238.50
Heifers	Live FOB	140.00	Rail FOB	236.00-238.50

U.S. TRADE (U.S. funds)

For the week Ending Thursday, August 30, 2018

Choice and Select Steers and Heifers:	Live	104.00-108.00 (handful)
	Rail	168.00-170.00



AVERAGE CARCASS WEIGHTS – CANADA

	Steers	Heifers
Aug 25, 2018	903	826
Aug 18, 2018	900	827
Aug 26, 2017	907	798

FEDERALLY INSPECTED CANADIAN PROCESSING (week of Civic Holiday)

	Week Ending Aug 25, 2018	# of hd change from week ago	YTD	% Change (Week Ago)	% Change (Year Ago)
Grand Total	67,291	+143	1,940,357	+0%	+7%
Western Slaughter	53,439	-181	1,514,939	-0%	+8%
Eastern Slaughter	13,852	+324	425,418	+2%	+4%

USDA ESTIMATED CATTLE PROCESSING VOLUME

	Week Ending September 1, 2018	Previous Week	Year Ago
Grand Total	635,000	636,000	623,000

U.S. BOXED BEEF CUT-OUT VALUES (U.S. funds)

	Choice 600-900	Select 600-900
Current Five Day Average:	212.75	203.74

LIVE CATTLE – CANADA

IMPORTS			Import % change from 2017 YTD	EXPORTS			Export % change from 2017 YTD
Jan 1- June 30/18				Jan 1- Aug 18/18			
Pure bred	3,186		+21%	Slaughter steers & heifers & cows	230,447		-20%
Non-pure bred	61,849		+99%	Feeder cattle & calves	144,206		+59%
				Bulls	26,970		-23%

BEEF EXPORTS – CANADA

United States			Change from last year YTD	Mexico			Change from last year YTD
Jan 1- Jun 30/18				Jan 1- Jun 30/18			
Total	139,421 tonnes		+8% or +10,671 tonnes	7,321 tonnes			-11% or -891 tonnes

BEEF PRODUCTION – CANADA

	Jan 1 – Aug 25/18	Last Year Same Time	% Change
Fed	628,269 tonnes	591,327 tonnes	+6%
Non-fed	111,221 tonnes	100,046 tonnes	+11%

BEEF IMPORTS – CANADA

	Jan 1 – Aug 25/18	Last Year Same Time	% Change
United States	80,669 tonnes	80,751 tonnes	0%
Non-NAFTA	32,487 tonnes	31,664 tonnes	+3%
EU-28 (beef/veal total)	1,241 tonnes	1,419 tonnes	-13%
Total	119,757 tonnes	117,170 tonnes	+2%

CHICAGO MERCANTILE EXCHANGE

Closing quotes on futures today were as follows:

Live Cattle			Feeder Cattle			Corn			Soybeans			Canadian		
Aug	106.80	-3.00	Sep	149.45	-0.72	Sep	3.510	+10.0	Sep	8.330	+13.4	Spot	76.63	-0.34
Oct	108.77	-0.30	Oct	149.12	-1.25	Dec	3.650	+8.4	Nov	8.434	+12.0	Sep	76.64	-0.36
Dec	112.97	-0.32	Nov	149.00	-1.15	Mar	3.772	+8.0	Jan	8.566	+11.6	Dec	76.77	-0.36
Feb	116.87	-0.45	Jan	145.80	-1.45	May	3.846	+7.6	Mar	8.694	+11.2	Mar	76.89	-0.36
Apr	117.90	-0.37	Mar	145.15	-1.47	Jul	3.904	+7.4	May	8.814	+11.0	Jun	76.99	-0.36
Jun	111.40	-0.22	Apr	145.85	-1.42	Sep	3.910	+6.2	Jul	8.910	+10.0	Sep	77.09	-0.35

Beef Farmers of Ontario, 130 Malcolm Road, Guelph, ON N1K 1B1 Phone: (519) 824-0334 Fax: (519) 824-9161 or email: markets@ontariobeef.com

UPCOMING ONTARIO AUCTION MARKETS SPECIAL FALL SALES

Sept 1	1:00 pm	Maple Hill Auctions Ltd	Ontario Autumn Angus Classic
Sept 6		Warton-Grey-Bruce Livestock Co-op	Postponed until October 25th
Sept 7	7:00 pm	Cargill Auction Market	Char & Exotic Cross Yearling Steers & Heifers
Sept 13	11:00 am	Ontario Stockyards Inc	Special Fall Yearling Sale- in with regular sale
Sept 18	10:00 am	Thessalon- Algoma Co-op Livestock Sale	Yearlings, 90 % Vaccinated
Sept 19	10:00 am	Kawartha Lakes Community Sale Barn	Fall Stocker Sale
Sept 21	11:00 am	Community Livestock Exchange	Quinte Cattlemen's Stocker Sale
Sept 22	11:00 am	Denfield Livestock Exchange	Vaccinated Stocker & Bred Cow, Cow/Calf Pair Sale
Sept 22	1:00 pm	Maple Hill Auctions Ltd	Ontario Autumn Simmental Classic/Rehorst Simmental Dispersal
Sept 26	2:00 pm	Vankleek Hill Livestock Exchange	Stocker Sale
Sept 28	9:00 am	Keady Livestock Market	Grass Yearling Sale, Steers & Heifers, overnight stand
Sept 28	7:00 pm	Cargill Auction Market	Char & Exotic Cross Yearling Steers & Heifers
Sept 29	8:30 am	Rainy River Cattlemen's Sale-Stratton	Spring Calves & some Yearlings, cows etc

Comments for the week ending August 30, 2018

There were 294 fed steers and heifers sold through auction markets this week down 70 head from last week and fully steady to last year at this time. Fed steers sold from \$125.40-\$137.06 with a weekly weighted average price of \$133.02 down \$0.05 from last week and \$4.12 higher than year ago prices. Fed heifers sold from \$116.17-\$133.70 averaging \$125.42 down \$4.75 from last week and \$1.62 stronger than year ago prices. This is the first time since the week ending March 1st that this week's price has been higher than the same time last year. That said, last year at this time the market was on a steady decline. Auction market reports started out steady but by mid-week the market was under pressure with prices at least \$3.00-\$4.00 cwt lower, but ended the week on a steady tone.

For the third consecutive week, the Ontario railgrade price has held fully steady at \$228.00-\$232.00 dressed for steers and \$227.00-\$232.00 for heifers. Delivery of these cattle are reported for the week of September 10th mostly, but by mid-week some cattle were being sold for the week of September 17th. Last year at this time the market was unestablished with no bids or sales reported.

Larger receipts of 2,190 fed cows were on offer this week at auction markets, up 131 head from last week and 412 more than the same time last year. Cows sold from \$49.54-\$75.48 with a weekly weighted average price of \$61.20 down \$0.52 from last week and \$9.65 below year ago prices, which is the narrowest spread since March 2018. Auction markets reported trade as steady, with one report of prices \$2.00-\$3.00 higher on a lighter offering. By mid-week trade was mostly steady, with the better kinds trading slightly higher. The market was holding fully steady by the end of the week.

Larger receipts of 4,154 stocker and feeder cattle were on offer this week at Ontario auction markets, up 1,323 head from last week and 928 more than the same time last year. Auction markets reported a good demand with active trading on all weights and classes. Prices were steady to fully steady with the good quality cattle selling slightly higher. The week ended with active trading at steady to stronger prices. Actual average prices this week for steers 400-500 lbs were up \$8.08 from last week on average, 500-600 lbs down \$1.53, 600-700 lbs up \$3.22, 700-800 lbs up \$12.49, 800-900 lbs up \$5.35, 900-1000 lbs down \$0.62 and steers 1000 lbs and over averaged \$3.29 lower than last week's weighted average prices. Heifers from 300-400 lbs averaged \$6.44 higher, 400-500 lbs up \$9.23, 500-600 lbs up \$3.39, 600-700 lbs up \$8.69, 700-800 lbs down \$6.48, 800-900 lbs up \$15.85 and heifers 900 lbs and over averaged \$2.35 stronger than last week on average.

The Quebec electronic market this week ranged from \$227.50-\$228.75 dressed, down \$0.95 from last week on average.

Alberta direct trade, saw a light test on Wednesday reports Canfax, stating that prices were "either side of steady" from \$140.00-\$142.50 live with a couple of sales noted Thursday morning at slightly higher prices of \$143.50 live. On Thursday, light trade was reported from \$238.00-\$240.00 delivered on a dressed basis which is fully steady to last week's market. Canfax reports prices for the week on a picked up basis from \$140.00-\$143.50 live and \$235.00-\$238.00 dressed. Canfax notes: "Most of the cattle that were on offer this week did sell. Buyers were indicating cattle that they bought this week would be lifted in two weeks."

US cash cattle trade for the week ending August 24th, was barely steady to lower. Prices reported by the USDA Mandatory Price Report, listed live sales for the week from \$105.00-\$110.00 with steers averaging \$109.02 down \$0.89 from the previous week, while heifers averaged \$108.77 down \$1.22. On the rail prices ranged from \$168.00-\$174.00 dressed, with steers averaging \$172.78 down \$0.32 while heifers averaged \$172.94 down \$0.16 from the previous week on average. This week, some trade has been noted in parts of the north at lower prices of \$168.00-\$170.00 dressed, down \$3.00-\$4.00 from last week, while the south has seen a few deals from \$104.00-\$108.00 live, mostly \$107.00 down about \$2.00 from last week. Today a light trade is developing in parts of the north at prices around \$3.00 lower at \$170.00 dressed and \$107.00 live which is down \$2.00. Otherwise, bids in the south are sitting at \$107.00 but are not attracting any sellers. Asking prices are sitting at \$1110.00-\$111.00 live and \$174.00 plus dressed.