



## Weekly Market Information Report for the week ending Thursday September 6, 2018

The following information is collected from various sources and disseminated by Beef Farmers of Ontario.

### ONTARIO DIRECT TO PACKER RAILGRADE CATTLE TRADE

Prices are on a carcass weight basis before grade and weight discounts. Weekly Range:

<b>A Grade Steers</b>	228.00-232.00
<b>A Grade Heifers</b>	227.00-232.00

### ONTARIO LIVE CATTLE TRADE

Ontario auction sales this week saw weighted average price ranges for:

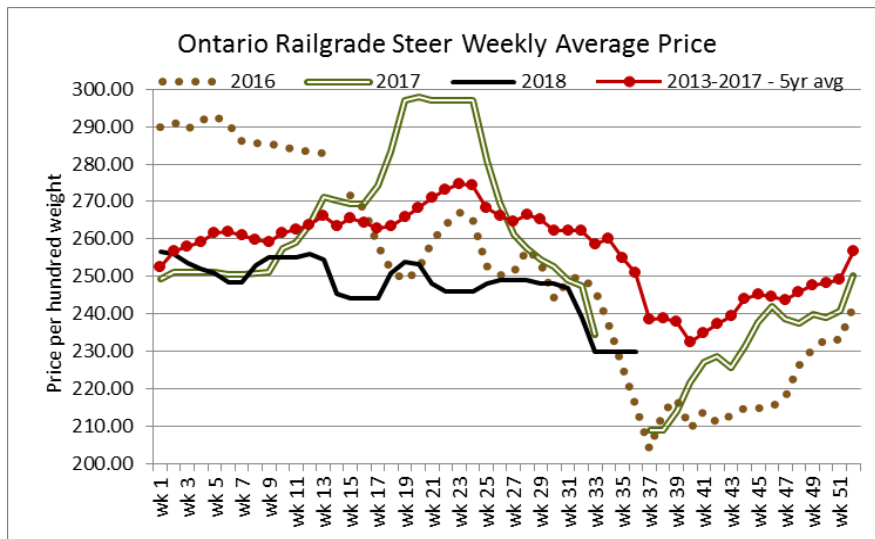
FED CATTLE	Volume	Price Range	Average	Top	Last Week Avg
Large Frame Steers +1250	49	125.35-140.24	133.56	152.00	131.72
Medium Frame Steers +1250	41	116.48-137.99	129.53	148.00	132.87
Large & Medium Frame Steers +1250	90	125.42-139.01	133.29	152.00	133.02
Large Frame Heifers +1000	17	124.24-136.50	130.25	148.00	123.96
Medium Frame Heifers +1000	19	102.76-123.63	115.60	150.00	125.28
Large & Medium Frame Heifers +1000	36	108.19-132.22	123.30	150.00	125.42
Cows - All Weights	1,943	49.21-72.13	60.21	139.99	61.20
Bulls - All Weights	119	75.65-105.89	93.63	140.00	85.03

### STOCKERS - Large and Medium Frame

STEERS	Volume	Price Range	Average	Top	Last Week Avg
1000+	523	163.15-188.00	172.14	198.00	170.98
900-999	166	176.21-193.14	184.33	206.00	189.31
800-899	332	196.81-213.26	206.70	220.50	191.46
700-799	213	169.79-209.66	194.65	230.00	193.14
600-699	254	171.99-223.41	200.85	240.00	204.05
500-599	185	176.86-237.12	209.96	265.00	213.19
400-499	128	173.55-258.71	221.43	280.00	220.29
-399	83	120.05-240.35	184.11	285.00	217.63
HEIFERS	Volume	Price Range	Average	Top	Last Week Avg
+900	245	138.04-162.02	148.36	177.50	151.26
800-899	48	137.26-161.80	149.28	181.00	169.20
700-799	185	167.29-181.94	175.27	198.00	166.69
600-699	181	141.30-195.85	174.41	216.00	176.80
500-599	142	150.91-191.25	172.32	234.00	182.44
400-499	124	170.27-210.96	194.27	232.00	184.05
300-399	-	Not enough to establish	-	-	193.66
-299	-	a price report	-	-	163.83

At Kawartha Lakes Co-op Auction Market: September 1, 2018 – 51 cows, 6 bulls, 30 veal, 16 stockers

	Price Range	Average	Top
Cows	50.00-72.00	60.46	87.00
Veal 600 lbs +	89.00-129.00	105.87	129.00
Veal calves 125- lbs	100.00-275.00	156.62	275.00



**Denfield Livestock Exchange Inc., September 4, 2018 - 90 Fed Cattle, 15 Veal, 2 Bulls, 139 Cows & 130 Drop Calves**

	Price Range	Top		Price Range	Top
Choice steers	140.00-145.00		Good beef cows	65.00-75.00	
Good steers	135.00-140.00		Good Holstein cows	65.00-75.00	
Choice heifers	138.00-142.00		D1 & D2 Cows	55.00-65.00	
Good heifers	132.00-137.00		D3 & D4 Cows	45.00-55.00	
Good Holstein veal	110.00-120.00	125.00	Choice drop calves	\$150.00-\$210.00/hd	\$400.00/hd
Plain & heavy veal	100.00-110.00		Good drop calves	\$100.00-\$150.00/hd	
Good beef bulls	90.00-95.00		Plain & Newborns	\$40.00-\$80.00/hd	

**At Renfrew Pontiac Livestock Ltd.: September 4, 2018 – 18 Replacement Calves, 48 Cows, 11 Bulls**

	Price Range	Top
Replacement Calves	60.00-120.00	180.00
Cows D1 & D2	74.00-84.00	98.00
Cows D3	69.00-71.00	
Cows D4	62.00-68.00	
Bulls	87.00-97.00	110.00

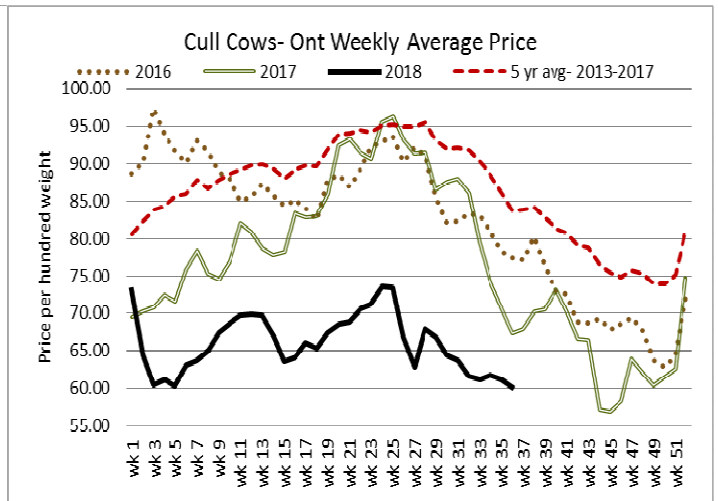
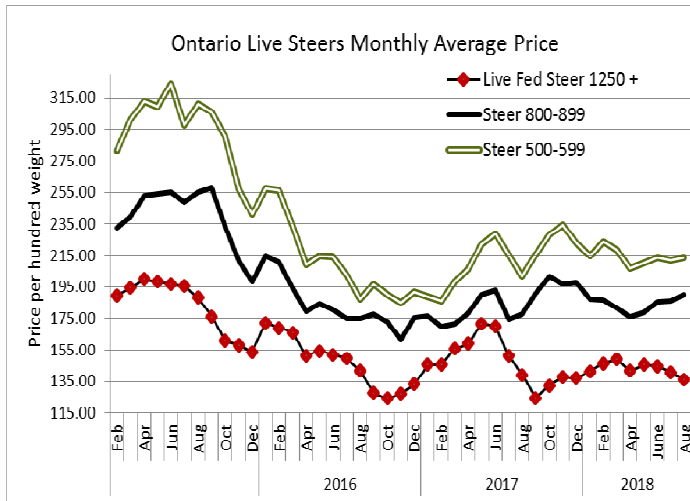
**At Aylmer Stockyards Inc.: September 5, 2018 – 9 stockers, 67 Veal, 163 Cows, 4 bulls, 21 Fed Cattle**

	Price Range	Average	Top
Fed heifers, dairy and dairy cross +1000 lbs	60.99-122.99	89.80	122.99
Cows	40.00-86.99	65.60	86.99
Veal over 600 lbs	80.00-148.99	113.79	148.99

**ONTARIO STOCKER & FEEDER TRADE**

**Stocker sale at Brussels Livestock: August 31, 2018 – 854 Stockers**

Steers	Price Range	Average	Top	Heifers	Price Range	Average	Top
1000+	159.00-172.00	164.60	174.00	900+	139.75-164.00	150.33	177.50
900-999	181.50-191.75	185.96	191.75	800-899	139.00-165.00	151.17	16.00
800-899	183.00-200.00	192.70	200.00	700-799	167.00-175.00	171.51	177.00
700-799	174.00-223.00	202.95	223.00	600-699	141.00-200.00	177.71	200.00
600-699	189.00-240.00	222.99	240.00	500-599	142.00-195.00	173.95	195.00
500-599	186.00-242.00	221.83	242.00	400-499	202.00-231.00	216.90	232.00
400-499	234.00-280.00	255.97	280.00	300-399	136.00-222.00	185.00	222.00
399-	240.00-275.00	265.54	275.00				



Stocker sale at **Temiskaming Livestock Sales: September 3, 2018 – 91 Stockers**

Steers	Price Range	Average	Top	Heifers	Price Range	Average	Top
700-799	139.50-154.50	150.09	190.00	600-699	140.00-184.00	165.71	184.00
600-699	101.00-207.50	162.46	207.50				

Stocker sale at: **Community Livestock Exchange: September 4, 2018 – 114 Stockers**

Steers	Price Range	Average	Top	Heifers	Price Range	Average	Top
700-799	167.50-182.49	173.70	182.49	500-599	157.49-208.99	189.39	208.99
600-699	167.50-214.99	181.09	214.99	400-499	160.00-216.00	200.80	216.00
500-599	155.00-250.99	203.39	250.99	300-399	187.50-222.99	210.80	222.99
400-499	116.99-260.00	205.50	260.00				
399-	243.99-245.00	244.49	245.00				

Stocker sale at: **Keady Livestock Market: September 4, 2018 – 557 Stockers**

Steers	Price Range	Average	Top	Heifers	Price Range	Average	Top
1000+	185.50-198.00	193.89	198.00	800-899	159.00-166.00	160.91	166.00
900-999	180.00-206.00	189.23	206.00	700-799	183.00-193.50	187.89	193.50
800-899	210.00-216.00	213.70	216.00	600-699	136.00-216.00	183.49	216.00
700-799	187.50-224.50	220.99	224.50	500-599	200.00-224.00	211.25	224.00
600-699	185.00-238.00	205.54	238.00	400-499	180.00-216.00	208.80	216.00
500-599	211.00-244.00	227.00	265.00				
400-499	230.00-241.00	234.22	241.00				

Stocker sale at: **Renfrew Pontiac Livestock: September 4, 2018 – 83 Stockers**

Steers	Price Range	Average	Top	Heifers	Price Range	Average	Top
600-699	155.00-227.00	207.39	227.00	600-699	130.00-192.99	183.00	192.99
500-599	200.00-247.00	226.10	247.00	500-599	163.99-200.99	182.00	200.99
400-499	222.50-237.50	229.89	237.50				
399-	207.50-260.00	237.80	260.00				

Stocker sale at **Ontario Livestock Exchange: September 5, 2018 – 543 Stockers**

Steers	Price Range	Average	Top	Heifers	Price Range	Average	Top
1000+	161.00-194.00	170.79	194.00	600-699	140.00-167.50	149.17	167.50
900-999	176.00-194.00	186.59	194.00				
800-899	192.00-220.50	211.18	220.50				
700-799	198.00-230.00	218.14	230.00				
600-699	184.00-215.00	195.36	215.00				
500-599	207.50-230.00	223.18	230.00				

Stocker sale at: **Ontario Livestock Exchange, September 6, 2018– 262** Stockers

<b>Steers</b>	<b>Price Range</b>	<b>Average</b>	<b>Top</b>	<b>Heifers</b>	<b>Price Range</b>	<b>Average</b>	<b>Top</b>
<b>700-799</b>	80.00-184.00	113.70	202.50	<b>600-699</b>	137.50-167.50	156.67	167.50
<b>600-699</b>	127.50-225.00	168.17	225.00	<b>500-599</b>	87.50-140.00	111.07	160.00
<b>500-599</b>	96.00-215.00	152.85	237.50	<b>400-499</b>	112.50-162.50	134.00	172.50
<b>400-499</b>	115.00-270.00	203.75	270.00				
<b>399-</b>	22.50-257.50	140.10	285.00				

Stocker sale at: **Ottawa Livestock Exchange, September 6, 2018– 105** Stockers

<b>Steers</b>	<b>Price Range</b>	<b>Average</b>	<b>Top</b>	<b>Heifers</b>	<b>Price Range</b>	<b>Average</b>	<b>Top</b>
<b>600-699</b>	168.00-227.00	206.50	227.00	<b>500-599</b>	172.00-188.00	180.15	188.00
<b>500-599</b>	210.00-247.00	235.89	247.00	<b>400-499</b>	162.00-205.00	183.89	205.00
<b>400-499</b>	132.00-264.00	211.09	264.00				

Stocker sale at: **Ontario Stockyards Inc. – September 6, 2018– 279** Stockers

<b>Steers</b>	<b>Price Range</b>	<b>Average</b>	<b>Top</b>	<b>Heifers</b>	<b>Price Range</b>	<b>Average</b>	<b>Top</b>
<b>1000+</b>	109.00-164.00	147.26	164.00	<b>800-899</b>	125.00-181.00	152.30	181.00
<b>900-999</b>	186.50-193.00	189.09	193.00	<b>700-799</b>	160.00-190.00	180.38	198.00
<b>800-899</b>	165.00-205.00	187.37	205.00	<b>600-699</b>	157.50-197.00	174.91	204.00
<b>700-799</b>	166.00-197.00	181.02	200.00	<b>500-599</b>	130.00-190.50	161.27	234.00
<b>600-699</b>	155.00-208.00	184.22	236.00	<b>400-499</b>	167.50-213.00	194.79	213.00
<b>500-599</b>	175.00-238.00	211.14	245.00	<b>300-399</b>	170.00-196.00	183.00	196.00
<b>400-499</b>	180.00-237.00	209.83	250.00				
<b>399-</b>	177.50-227.00	210.37	227.00				

**LIVE CATTLE EXPORTS-ONTARIO**-(This report has been changed by USDA- merging fed cattle and cows into one category)

	<b>Week ending Aug 18, 2018</b>	<b>Week ending Aug 11, 2018</b>	<b>Year to Date</b>
Total live slaughter cattle exported from Ontario to the U.S.	<b>2,158</b>	<b>2,358</b>	<b>73,201</b>
<b>Steers &amp; Heifers &amp; Cows</b>	1,719	2,032	63,176
<b>Bulls</b>	439	326	10,025

**QUEBEC ELECTRONIC AUCTION MARKET (F.O.B. THE FEEDLOT)**

	<b>Price</b>	<b>Change from Last Week</b>
For the week ending September 6, 2018	227.00-232.75	+0.94

**ALBERTA DIRECT TRADE**

For the week ending Thursday, September 6, 2018

<b>Steers</b>	Live FOB	142.25-143.50	Rail FOB	235.00-239.00
<b>Heifers</b>	Live FOB	142.25-143.25	Rail FOB	235.00-238.50

**U.S. TRADE (U.S. funds)**

For the week Ending Thursday, September 6, 2018

<b>Choice and Select Steers and Heifers:</b>	Live	106.00-109.00
	Rail	168.00-171.00

**AVERAGE CARCASS WEIGHTS – CANADA**

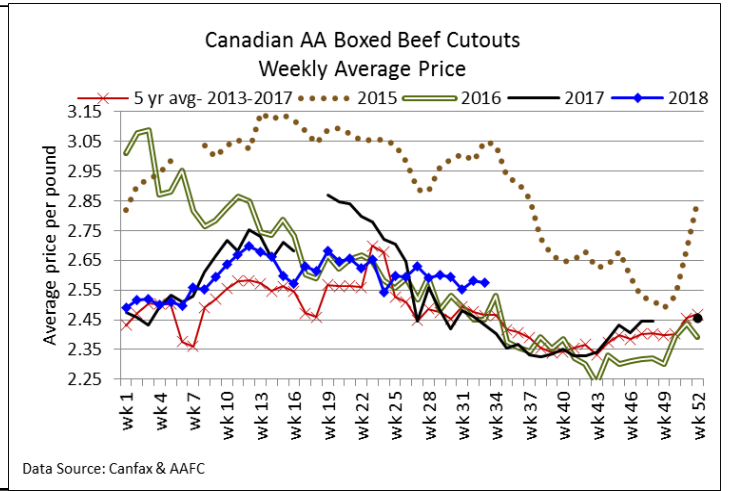
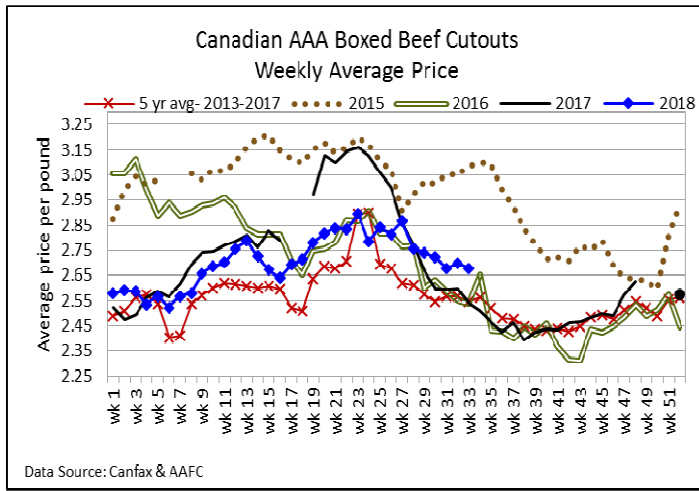
	<b>Steers</b>	<b>Heifers</b>
<b>Sept 1, 2018</b>	903	831
<b>Aug 25, 2018</b>	903	826
<b>Sept 2, 2017</b>	906	809

**FEDERALLY INSPECTED CANADIAN PROCESSING (week of Civic Holiday)**

	Week Ending Sept 1, 2018	# of hd change from week ago	YTD	% Change (Week Ago)	% Change (Year Ago)
<b>Grand Total</b>	60,796	-6,495	2,001,153	-10%	+7%
<b>Western Slaughter</b>	47,007	-6,432	1,561,946	-12%	+8%
<b>Eastern Slaughter</b>	13,789	-63	439,207	-0%	+5%

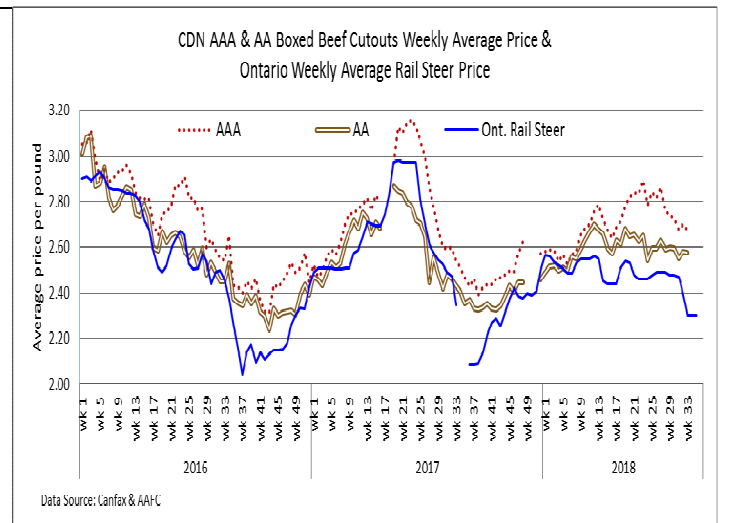
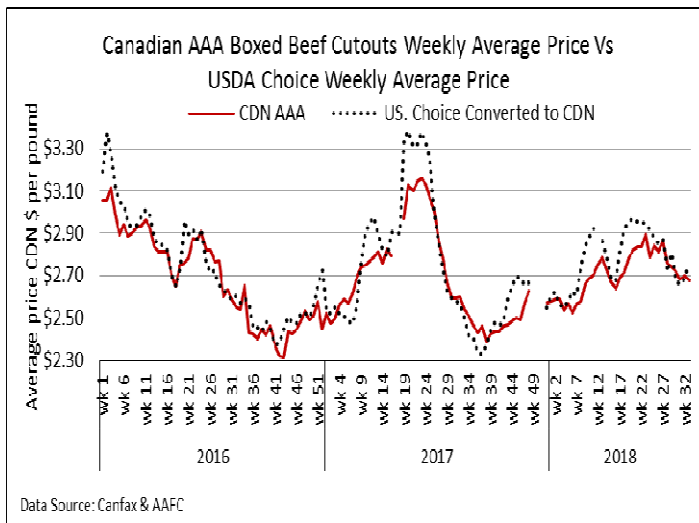
**USDA ESTIMATED CATTLE PROCESSING VOLUME**

	Week Ending September 8, 2018	Previous Week	Year Ago
<b>Grand Total</b>	563,000	635,000	565,000



**CANADIAN BOXED BEEF CUT-OUT VALUES**

Week Ending	AAA	AA
August 17, 2018	2.6793	2.5755
August 10, 2018	2.6994	2.5814
August 3, 2018	2.6798	2.5517
July 27, 2018	2.7232	2.5944
July 20, 2018	2.7418	2.6002



### U.S. BOXED BEEF CUT-OUT VALUES (U.S. funds)

	<b>Choice 600-900</b>	<b>Select 600-900</b>
<b>Current Five Day Average:</b>	210.28	200.89

### LIVE CATTLE – CANADA

<b>IMPORTS</b>	<i>Import % change from 2017 YTD</i>	<b>EXPORTS</b>	<i>Export % change from 2017 YTD</i>
<i>Jan 1- July 31/18</i>		<i>Jan 1- Aug 25/18</i>	
Pure bred	3,907      +9%	Slaughter steers & heifers & cows	237,439      -20%
Non-pure bred	75,622      +114%	Feeder cattle & calves	146,129      +58%
		Bulls	28,102      -22%

### BEEF EXPORTS – CANADA

<b>United States</b>	<i>Change from last year YTD</i>	<b>Mexico</b>	<i>Change from last year YTD</i>
<i>Jan 1- July 31/18</i>		<i>Jan 1- July 31/18</i>	
Total	166,048 tonnes      +7% or +10,616 tonnes	8,637 tonnes	-12% or -1,150 tonnes

### BEEF PRODUCTION – CANADA

	<i>Jan 1 – Sept 1/18</i>	<i>Last Year Same Time</i>	<i>% Change</i>
Fed	648,903 tonnes	612,185 tonnes	+6%
Non-fed	114,354 tonnes	102,174 tonnes	+12%

### BEEF IMPORTS – CANADA

	<i>Jan 1 – Sept 1/18</i>	<i>Last Year Same Time</i>	<i>% Change</i>
United States	82,639 tonnes	82,980 tonnes	0%
Non-NAFTA	32,883 tonnes	32,039 tonnes	+3%
EU-28 (beef/veal total)	1,272 tonnes	1,448 tonnes	-12%
Total	122,312 tonnes	119,877 tonnes	+2%

### CHICAGO MERCANTILE EXCHANGE

Closing quotes on futures today were as follows:

<b>Live Cattle</b>		<b>Feeder Cattle</b>		<b>Corn</b>		<b>Soybeans</b>		<b>Canadian \$</b>	
<b>Oct</b>	109.95 +1.05	<b>Sep</b>	152.97 +1.20	<b>Sep</b>	3.542 +0.6	<b>Sep</b>	8.320 +5.2	<b>Spot</b>	75.91 -0.18
<b>Dec</b>	114.42 +0.70	<b>Oct</b>	152.95 +1.42	<b>Dec</b>	3.670 +0.6	<b>Nov</b>	8.440 +4.6	<b>Sep</b>	75.93 -0.21
<b>Feb</b>	118.25 +0.62	<b>Nov</b>	152.72 +1.30	<b>Mar</b>	3.792 +1.0	<b>Jan</b>	8.572 +5.0	<b>Dec</b>	76.06 -0.21
<b>Apr</b>	119.42 +0.52	<b>Jan</b>	148.72 +1.15	<b>May</b>	3.870 +1.2	<b>Mar</b>	8.702 +5.0	<b>Mar</b>	76.18 -0.21
<b>Jun</b>	112.95 +0.40	<b>Mar</b>	147.95 +0.95	<b>Jul</b>	3.926 +0.6	<b>May</b>	8.820 +5.0	<b>Jun</b>	76.29 -0.21
<b>Aug</b>	111.80 +0.60	<b>Apr</b>	148.70 +0.77	<b>Sep</b>	3.922 +0.4	<b>Jul</b>	8.916 +4.4	<b>Sep</b>	76.40 -0.21

Beef Farmers of Ontario, 130 Malcolm Road, Guelph, ON N1K 1B1 Phone: (519) 824-0334 Fax: (519) 824-9161 or email: [markets@ontariobeef.com](mailto:markets@ontariobeef.com)

### UPCOMING ONTARIO AUCTION MARKETS SPECIAL FALL SALES

Sept 13	11:00 am	Ontario Stockyards Inc	Special Fall Yearling Sale- in with regular sale
Sept 18	10:00 am	Thessalon- Algoma Co-op Livestock Sale	Yearlings, 90 % Vaccinated
Sept 19	10:00 am	Kawartha Lakes Community Sale Barn	Fall Stocker Sale
Sept 21	11:00 am	Community Livestock Exchange	Quinte Cattlemen's Stocker Sale
Sept 22	11:00 am	Denfield Livestock Exchange	Vaccinated Stocker & Bred Cow, Cow/Calf Pair Sale
Sept 22	1:00 pm	Maple Hill Auctions Ltd - Ontario Autumn	Simmental Classic/Rehorst Simmental Dispersal
Sept 26	2:00 pm	Vankleek Hill Livestock Exchange	Stocker Sale
Sept 28	9:00 am	Keady Livestock Market	Grass Yearling Sale, Steers & Heifers, overnight stand
Sept 28	7:00 pm	Cargill Auction Market	Char & Exotic Cross Yearling Steers & Heifers
Sept 29	8:30 am	Rainy River Cattlemen's Sale-Stratton	Spring Calves & some Yearlings, cows etc

### Comments for the week ending September 6, 2018

There were only 126 fed steers and heifers sold through auction markets this week, down 168 from last week and 131 less than last year at this time. The extremely hot weather combined with a shortened week due to the Labour Day holiday, are the two main factors for the lighter receipts. 90 fed steers sold from \$125.42-\$139.01 averaging \$133.29 up \$0.27 from last week and \$8.16 stronger than year ago prices. There were only 36 heifers sold which is not enough to establish a market. Auction markets reported trade as active in limited volumes, with prices reported as steady to mostly steady.

Ontario railgrade prices started the week steady from \$228.00-\$232.00 dressed for steers and \$227.00-\$232.00 for heifers and held at this level until Wednesday when the top end of the market declined.

On Wednesday, prices were reported from \$228.00-\$230.00 dressed for steers and \$227.00-\$229.00 for heifers. This week's average prices are down \$0.25 for steers and \$0.50 on the heifers. Last year at this time there were no bids/orders reported.

The Canadian Boxed Beef Report by Kevin Grier this week reports Canadian product availability as: "Packers are in decent shape on inventories as they go into this week. The day off on Monday will help their position as well. They ended up cleaning out some strips and butts last week. Buyers should be able to get load counts of most items, with the exception of Brisket and suddenly grinds. Buyers should have some leverage on middles, particularly tenders. Packers will hold the hammer on the end meat but it can be had." Kevin reports that the Canadian fresh meat features last week "was very good this week. Beef was on 80% of surveyed front pages and the price points were mostly very attractive to consumers. Once again, retailers are demonstrating that when it comes to a holiday weekend, they want beef to drive traffic into stores."

Receipts of fed cows on offer this week were decent given the hot weather and shortened work week. There were 1,943 cows sold through auction markets this week, down 247 from last week but 397 more than the same week last year. Cows sold from \$49.21-\$72.13 averaging \$60.21 down \$0.99 from last week and \$7.05 below year ago prices. This week's average price for cows is the lowest weekly average price since the week ending November 15, 2017, mind you a couple weeks in early 2018 were very close. Auction market reports started out as steady to barely steady, but as the week progressed trade was under pressure with prices barely steady to easier. By Thursday the market turned active with stronger prices.

Stocker and feeder cattle volumes were lighter also, with just 2,849 head sold through auction markets this week, down 1,305 head from last week and 114 less than the same time last year. Auction markets reported trade as steady to strong, with a good demand for grass types. 700-900 lb cattle were noted as selling \$2.00-\$3.00 cwt higher in spots. By Thursday the market was steady to firm, with quality considered. Actual average prices this week for steers 400-500 lbs were up \$1.14 from last week, 500-600 lbs down \$3.23, 600-700 lbs down \$3.20, 700-800 lbs up \$1.51, 800-900 up \$15.24, 900-1000 lbs down \$4.98 and steers 1000 lbs and over averaged \$1.16 stronger than last week, on average. Heifers 300-400 lbs were too light to quote, 400-500 lbs were up \$10.22 on average, 500-600 lbs down \$10.12, 600-700 lbs down \$2.39, 700-800 lbs up \$8.58, 800-900 lbs down \$19.92 and heifers 900 lbs and over were down \$2.93 from last week on average.

The Quebec electronic market this week ranged from \$227.00-\$232.75 dressed, up \$0.94 from last week on average.

Alberta direct trade, on Wednesday was light with sales reported by Canfax as steady to last week at \$238.00 delivered on a dressed basis and \$143.50 live. Thursday, Canfax noted trade as "light with live sales marked at 142.25. Sales are steady to 1.00 higher than last week's weighted average price. Dressed sales were reported at 238.00-240.50 delivered, steady with the previous week. Cattle that were bought this week were being scheduled for the week of September 24th delivery."

US cash cattle trade for the week ending August 31st, saw northern deals here and there throughout the week from \$168.00-\$170.00 dressed, and \$168.00-\$171.00 by Friday. The south was at a standstill until Friday afternoon late, when a very light test was reported from \$106.00-\$108.00 live. Actual average prices for the week, reported by the USDA Mandatory Price Report, lists live steers at \$107.18 on average, down \$1.84 from the previous week, while heifers averaged \$107.03 down \$1.74. On the rail dressed prices averaged \$169.59 for steers down \$3.19, with heifers averaging \$169.67 dressed, down \$3.27 from the previous week on average. This week has been extremely quiet with just a couple of sales in the north here and there, at \$170.00 dressed which is steady to last week, but not enough sold to establish a market. Today, a light trade has developed in the north at fully steady prices of \$107.00 live and \$168.00-\$170.00 dressed, majority at \$170.00. The south remains at a standstill at this time. Sellers are asking \$110.00-\$111.00 live for their cattle while packers are offering \$105.00-\$107.00. Sooner or later one side will have to give in if any cattle are going to change hands this week.