



## Weekly Market Information Report for the week ending Thursday September 13, 2018

The following information is collected from various sources and disseminated by Beef Farmers of Ontario.

### ONTARIO DIRECT TO PACKER RAILGRADE CATTLE TRADE

Prices are on a carcass weight basis before grade and weight discounts. Weekly Range:

|                 |               |
|-----------------|---------------|
| A Grade Steers  | 228.00-230.00 |
| A Grade Heifers | 227.00-229.00 |

### ONTARIO LIVE CATTLE TRADE

Ontario auction sales this week saw weighted average price ranges for:

| FED CATTLE                         | Volume | Price Range   | Average | Top    | Last Week Avg |
|------------------------------------|--------|---------------|---------|--------|---------------|
| Large Frame Steers +1250           | 85     | 129.14-138.81 | 135.25  | 143.00 | 133.56        |
| Medium Frame Steers +1250          | 79     | 123.04-135.54 | 131.60  | 150.00 | 129.53        |
| Large & Medium Frame Steers +1250  | 164    | 126.04-138.87 | 133.96  | 150.00 | 133.29        |
| Large Frame Heifers +1000          | 68     | 102.71-130.83 | 121.28  | 146.00 | 130.25        |
| Medium Frame Heifers +1000         | 46     | 109.97-134.31 | 124.80  | 148.50 | 115.60        |
| Large & Medium Frame Heifers +1000 | 114    | 107.10-135.84 | 125.48  | 148.50 | 123.30        |
| Cows - All Weights                 | 1,992  | 48.09-71.79   | 59.08   | 112.00 | 60.21         |
| Bulls - All Weights                | 145    | 68.28-100.76  | 84.17   | 134.00 | 93.63         |

### STOCKERS - Large and Medium Frame

| STEERS  | Volume | Price Range   | Average | Top    | Last Week Avg |
|---------|--------|---------------|---------|--------|---------------|
| 1000+   | 526    | 166.85-186.51 | 174.17  | 201.50 | 172.14        |
| 900-999 | 463    | 183.14-201.77 | 195.96  | 207.50 | 184.33        |
| 800-899 | 404    | 193.98-215.31 | 204.05  | 224.00 | 206.70        |
| 700-799 | 360    | 179.82-217.74 | 203.51  | 228.50 | 194.65        |
| 600-699 | 329    | 187.46-229.34 | 210.78  | 248.00 | 200.85        |
| 500-599 | 368    | 180.48-245.04 | 217.79  | 266.00 | 209.96        |
| 400-499 | 169    | 194.43-249.75 | 230.34  | 267.50 | 221.43        |
| -399    | 68     | 129.30-206.04 | 165.72  | 274.00 | 184.11        |

| HEIFERS | Volume | Price Range   | Average | Top    | Last Week Avg |
|---------|--------|---------------|---------|--------|---------------|
| +900    | 233    | 129.36-158.46 | 143.30  | 188.00 | 148.36        |
| 800-899 | 287    | 154.81-183.39 | 172.95  | 190.50 | 149.28        |
| 700-799 | 292    | 161.76-195.88 | 180.83  | 210.00 | 175.27        |
| 600-699 | 298    | 155.39-205.41 | 187.37  | 223.00 | 174.41        |
| 500-599 | 295    | 144.43-207.13 | 179.98  | 224.50 | 172.32        |
| 400-499 | 120    | 150.07-210.04 | 183.76  | 223.00 | 194.27        |
| 300-399 | 27     | 154.52-209.94 | 177.40  | 164.99 | -             |
| -299    | 12     | 198.83-213.83 | 208.00  | 245.00 | -             |

At Kawartha Lakes Community Sale Barn, September 8, 2018 – 90 cows, 2 bulls, 119 veal, 23 stockers

|                       | Price Range   | Avg.   | Top    |
|-----------------------|---------------|--------|--------|
| Cows                  | 50.00-75.00   | 58.66  | 97.00  |
| Veal 600 lbs +        | 90.00-130.00  | 114.37 | 155.00 |
| Veal 125-300 lbs      | 130.00-170.00 | 145.09 | 200.00 |
| Veal 125 lbs and less | 60.00-195.00  | 101.90 | 295.00 |

**Denfield Livestock Exchange Inc., September 11, 2018 - 119 Fed Cattle, 56 Veal, 1 Bull, 49 Cows & 186 Drop Calves**

|                    | Price Range   | Top    |                    | Price Range          | Top         |
|--------------------|---------------|--------|--------------------|----------------------|-------------|
| Choice steers      | 135.00-140.00 | 154.00 | Good beef cows     | 65.00-75.00          | 95.00       |
| Good steers        | 127.00-132.00 |        | Good Holstein cows | 60.00-70.00          |             |
| Choice heifers     | 135.00-140.00 | 145.00 | D1 & D2 Cows       | 50.00-60.00          |             |
| Good heifers       | 127.00-134.00 |        | D3 & D4 Cows       | 40.00-50.00          |             |
| Good Holstein veal | 120.00-125.00 | 127.00 | Choice drop calves | \$160.00-\$225.00/hd | \$360.00/hd |
| Plain & heavy veal | 100.00-115.00 |        | Good drop calves   | \$90.00-\$150.00/hd  |             |
| Good beef bulls    | 95.00         |        | Plain & Newborns   | \$40.00-\$80.00/hd   |             |

**At Renfrew Pontiac Livestock Ltd.: September 11, 2018 – 15 Replacement Calves, 43 Cows, 9 Bulls**

|                    | Price Range  | Top    |
|--------------------|--------------|--------|
| Replacement Calves | 50.00-120.00 | 175.00 |
| Cows D1 & D2       | 72.00-82.00  | 96.00  |
| Cows D3            | 67.00-70.00  |        |
| Cows D4            | 61.00-68.00  |        |
| Bulls              | 82.00-94.00  | 110.00 |

**At Aylmer Stockyards Inc.: September 12, 2018 – 20 stockers, 47 Veal, 148 Cows, 1 bull, 18 Fed Cattle**

|  | Price Range  | Average | Top    |
|--|--------------|---------|--------|
| Fed heifers, dairy and dairy cross +1000 lbs | 76.00-98.99  | 89.70   | 98.99  |
| Cows   | 46.00-82.99  | 65.70   | 82.99  |
| Veal over 600 lbs                            | 68.00-139.99 | 110.49  | 139.99 |

**ONTARIO STOCKER & FEEDER TRADE**

**Stocker sale at Brussels Livestock: September 7, 2018 – 877 Stockers**

| Steers  | Price Range   | Average | Top    | Heifers | Price Range    | Average | Top    |
|---------|---------------|---------|--------|---------|----------------|---------|--------|
| 1000+   | 164.00-176.75 | 173.00  | 177.00 | 900+    | 140.00-1961.50 | 147.92  | 188.00 |
| 900-999 | 179.00-191.25 | 183.55  | 193.00 | 800-899 | 159.00-184.50  | 172.63  | 188.75 |
| 800-899 | 188.00-205.00 | 197.19  | 205.00 | 700-799 | 170.50-183.00  | 175.53  | 194.00 |
| 700-799 | 171.00-221.50 | 205.20  | 221.50 | 600-699 | 150.00-191.00  | 175.84  | 191.00 |
| 600-699 | 188.00-237.00 | 211.98  | 240.00 | 500-599 | 120.00-189.50  | 162.64  | 197.00 |
| 500-599 | 194.00-246.00 | 227.63  | 247.0  | 400-499 | 160.00-214.00  | 198.18  | 220.00 |
| 400-499 | 211.00-259.00 | 237.81  | 267.00 | 300-399 | 117.00-215.00  | 149.80  | 215.00 |
| 399-    | 130.00-250.00 | 201.75  | 270.00 |         |                |         |        |

**Stocker sale at: Community Livestock Exchange: September 11, 2018 – 199 Stockers**

| Steers  | Price Range   | Average | Top    | Heifers | Price Range   | Average | Top    |
|---------|---------------|---------|--------|---------|---------------|---------|--------|
| 800-899 | 100.00-189.99 | 157.20  | 189.99 | 700-799 | 119.99-179.49 | 166.79  | 179.49 |
| 700-799 | 135.00-206.00 | 179.09  | 206.00 | 600-699 | 112.50-185.00 | 166.59  | 185.00 |
| 600-699 | 155.00-227.00 | 202.09  | 227.00 | 500-599 | 119.99-200.99 | 170.39  | 200.99 |
| 500-599 | 167.50-260.00 | 223.39  | 260.00 | 400-499 | 107.49-210.99 | 154.60  | 210.99 |
| 400-499 | 204.99-256.00 | 233.99  | 256.00 |         |               |         |        |

**Stocker sale at: Keady Livestock Market: September 11, 2018 – 757 Stockers**

| Steers  | Price Range   | Average | Top    | Heifers | Price Range   | Average | Top    |
|---------|---------------|---------|--------|---------|---------------|---------|--------|
| 1000+   | 168.00-201.50 | 186.72  | 201.50 | 900+    | 149.50-162.00 | 154.50  | 171.00 |
| 900-999 | 187.50-205.00 | 201.98  | 205.00 | 800-899 | 152.00-190.50 | 181.06  | 190.50 |
| 800-899 | 208.50-218.00 | 212.55  | 218.00 | 700-799 | 174.00-203.00 | 181.06  | 205.00 |
| 700-799 | 210.50-228.25 | 219.43  | 228.25 | 600-699 | 174.00-203.00 | 185.81  | 205.00 |
| 600-699 | 215.00-233.50 | 224.39  | 233.50 | 500-599 | 178.00-223.00 | 199.79  | 223.00 |
| 500-599 | 211.50-259.00 | 227.22  | 266.00 | 400-499 | 164.00-224.50 | 195.05  | 224.50 |
| 400-499 | 245.00-267.50 | 257.00  | 267.50 | 400-499 | 85.00-197.00  | 162.60  | 197.00 |

Stocker sale at: **Renfrew Pontiac Livestock: September 11, 2018 – 236** Stockers

| Steers         | Price Range   | Average | Top    | Heifers        | Price Range   | Average | Top    |
|----------------|---------------|---------|--------|----------------|---------------|---------|--------|
| <b>700-799</b> | 129.00-206.99 | 198.39  | 206.99 | <b>700-799</b> | 131.00-175.00 | 162.70  | 175.00 |
| <b>600-699</b> | 197.99-229.00 | 215.20  | 229.00 | <b>600-699</b> | 110.00-193.99 | 174.39  | 193.99 |
| <b>500-599</b> | 150.00-241.00 | 216.40  | 241.00 | <b>500-599</b> | 130.00-214.99 | 186.89  | 214.99 |
| <b>400-499</b> | 175.00-256.00 | 230.29  | 256.00 | <b>400-499</b> | 160.00-220.99 | 191.30  | 220.99 |
| <b>399-</b>    | 160.00-250.00 | 209.50  | 250.00 |                |               |         |        |

Stocker sale at **Ontario Livestock Exchange: September 12, 2018 – 817** Stockers

| Steers         | Price Range   | Average | Top    | Heifers        | Price Range   | Average | Top    |
|----------------|---------------|---------|--------|----------------|---------------|---------|--------|
| <b>1000+</b>   | 170.00-189.00 | 175.50  | 189.00 | <b>900+</b>    | 146.00-166.00 | 150.00  | 166.00 |
| <b>900-999</b> | 189.00-207.50 | 201.44  | 207.50 | <b>800-899</b> | 169.00-178.00 | 173.50  | 178.00 |
| <b>800-899</b> | 200.00-224.00 | 210.66  | 224.00 | <b>700-799</b> | 186.00-189.00 | 188.33  | 189.00 |
| <b>700-799</b> | 190.00-196.00 | 192.40  | 196.00 | <b>600-699</b> | 194.00-200.00 | 196.40  | 200.00 |

Stocker sale at: **Ontario Livestock Exchange, September 13, 2018– 302** Stockers

| Steers         | Price Range   | Average | Top    | Heifers        | Price Range   | Average | Top    |
|----------------|---------------|---------|--------|----------------|---------------|---------|--------|
| <b>800-899</b> | 170.00-183.00 | 178.62  | 189.00 | <b>900+</b>    | 91.00-125.00  | 108.10  | 142.50 |
| <b>700-799</b> | 93.00-182.00  | 150.40  | 200.00 | <b>700-799</b> | 92.50-157.50  | 133.57  | 157.50 |
| <b>600-699</b> | 155.00-162.50 | 159.17  | 162.50 | <b>600-699</b> | 140.00-190.00 | 168.33  | 190.00 |
| <b>500-599</b> | 132.50-177.50 | 154.17  | 177.50 |                |               |         |        |
| <b>400-499</b> | 67.50-227.50  | 191.07  | 227.50 |                |               |         |        |
| <b>399-</b>    | 180.00-260.00 | 215.00  | 260.00 |                |               |         |        |

Stocker sale at: **Ottawa Livestock Exchange, September 13, 2018– 133** Stockers

| Steers         | Price Range   | Average | Top    | Heifers        | Price Range   | Average | Top    |
|----------------|---------------|---------|--------|----------------|---------------|---------|--------|
| <b>700-799</b> | 178.00-190.00 | 184.00  | 225.00 | <b>500-599</b> | 165.00-212.00 | 195.17  | 212.00 |
| <b>600-699</b> | 217.00-248.00 | 232.67  | 248.00 | <b>400-499</b> | 106.00-188.00 | 155.56  | 215.00 |
| <b>500-599</b> | 204.00-266.00 | 237.00  | 266.00 |                |               |         |        |
| <b>400-499</b> | 222.00-250.00 | 240.73  | 250.00 |                |               |         |        |

Stocker sale at: **Ontario Stockyards Inc. – September 13, 2018– 983** Stockers

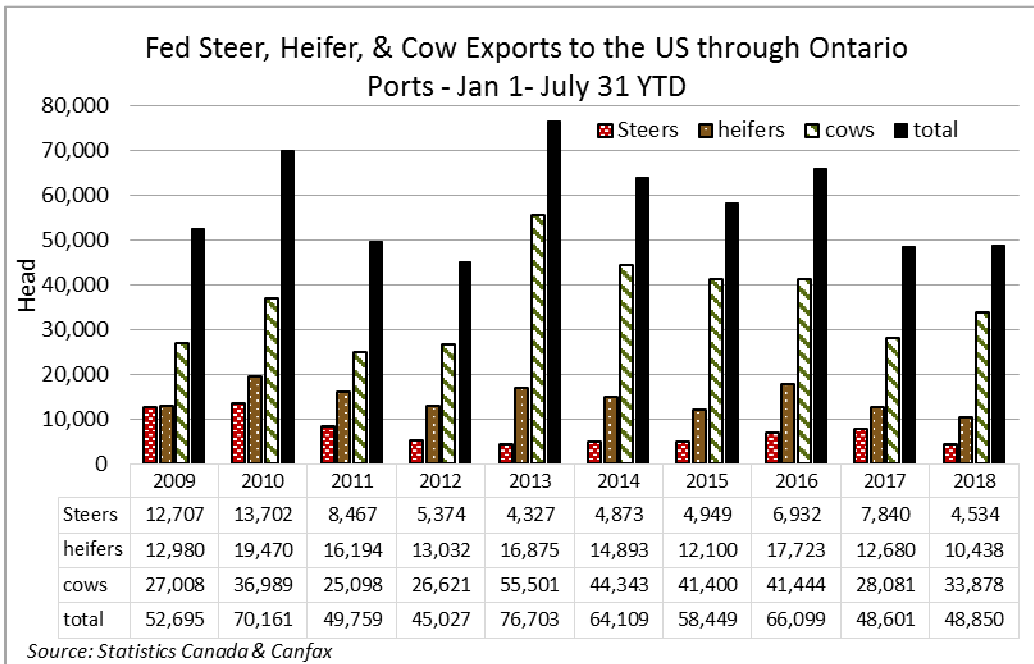
| Steers         | Price Range   | Average | Top    | Heifers        | Price Range   | Average | Top    |
|----------------|---------------|---------|--------|----------------|---------------|---------|--------|
| <b>1000+</b>   | 152.00-185.00 | 164.07  | 190.00 | <b>900+</b>    | 110.00-169.00 | 148.29  | 170.00 |
| <b>900-999</b> | 162.00-195.00 | 185.95  | 195.00 | <b>800-899</b> | 141.00-185.00 | 168.11  | 188.00 |
| <b>800-899</b> | 175.00-208.00 | 189.74  | 213.25 | <b>700-799</b> | 161.00-210.00 | 190.78  | 210.00 |
| <b>700-799</b> | 182.50-228.50 | 209.60  | 228.50 | <b>600-699</b> | 165.00-216.00 | 198.46  | 219.00 |
| <b>600-699</b> | 187.50-232.75 | 214.60  | 232.75 | <b>500-599</b> | 158.00-215.00 | 184.62  | 215.00 |
| <b>500-599</b> | 180.00-233.00 | 208.21  | 246.00 | <b>400-499</b> | 172.50-223.00 | 191.42  | 223.00 |
| <b>400-499</b> | 185.00-240.00 | 221.91  | 243.00 | <b>300-399</b> | 155.00-209.00 | 177.31  | 212.50 |
| <b>399-</b>    | 207.00-240.00 | 223.76  | 240.00 |                |               |         |        |

### **ONTARIO STOCKER & FEEDER TRADE SPECIAL FALL STOCKER SALES**

Today at **Cargill Auction Market: 1,045** Stockers- Char & Exotic Cross Sale.

| Steers         | Price Range   | Top    | Heifers        | Price Range   | Top    |
|----------------|---------------|--------|----------------|---------------|--------|
| <b>1000+</b>   | 190.00-198.00 | 198.50 | <b>900+</b>    | 182.00-191.75 | 192.50 |
| <b>900-999</b> | 192.00-200.00 |        | <b>800-899</b> | 180.00-197.00 | 203.50 |
| <b>700-799</b> | 212.00-218.00 | 219.25 | <b>700-799</b> | 190.00-198.00 | 199.75 |
| <b>600-699</b> | 215.00-220.00 |        |                |               |        |

Top quality grass heifers sold at higher prices. Yearling heifers sold steady. Steers sold steady.



### LIVE CATTLE EXPORTS-ONTARIO

Week ending Aug 25, 2018

Week ending Aug 18, 2018

Year to Date

**Total live slaughter cattle** exported from Ontario to the U.S.  
**Steers & Heifers & Cows**  
**Bulls**

2,182

2,158

75,383

1,831

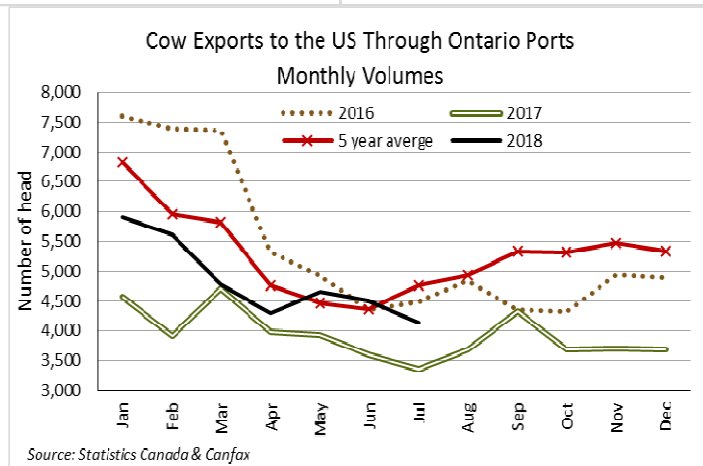
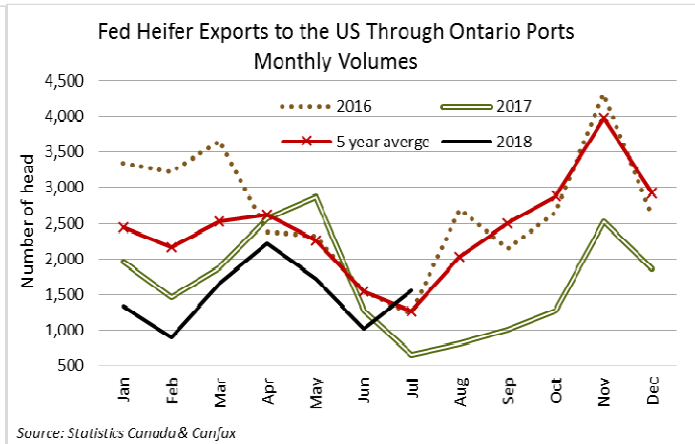
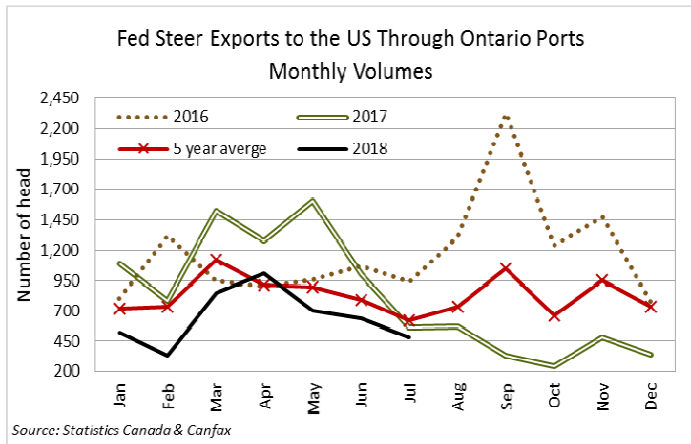
1,719

65,007

351

439

10,376



**QUEBEC ELECTRONIC AUCTION MARKET (F.O.B. THE FEEDLOT)**

|                                       |               |                              |
|---------------------------------------|---------------|------------------------------|
|                                       | <b>Price</b>  | <b>Change from Last Week</b> |
| For the week ending September 6, 2018 | 226.00-231.75 | -0.81                        |

**ALBERTA DIRECT TRADE**

For the week ending Thursday, September 13, 2018

|                |          |               |          |               |
|----------------|----------|---------------|----------|---------------|
| <b>Steers</b>  | Live FOB | 141.50-142.00 | Rail FOB | 235.75-239.00 |
| <b>Heifers</b> | Live FOB | 142.00        | Rail FOB | 238.50-239.00 |

**U.S. TRADE (U.S. funds)**

For the week Ending Thursday, September 13, 2018

|  |      |                               |
|--|------|-------------------------------|
| <b>Choice and Select Steers and Heifers:</b> | Live | 106.50-109.00 limited volumes |
|  | Rail | 168.00-172.00 limited volumes |

**AVERAGE CARCASS WEIGHTS – CANADA**

|                     | <b>Steers</b> | <b>Heifers</b> |
|---------------------|---------------|----------------|
| <b>Sept 8, 2018</b> | 916           | 846            |
| <b>Sept 1, 2018</b> | 903           | 831            |
| <b>Sept 9, 2017</b> | 918           | 846            |

**FEDERALLY INSPECTED CANADIAN PROCESSING (week of Labour Day Holiday)**

|                          | <i>Week Ending<br/>Sept 8, 2018</i> | <i># of hd change from<br/>week ago</i> | <i>YTD</i> | <i>% Change<br/>(Week Ago)</i> | <i>% Change<br/>(Year Ago)</i> |
|--------------------------|-------------------------------------|---|------------|--------------------------------|--------------------------------|
| <b>Grand Total</b>       | 56,231                              | -4,565                                  | 2,057,384  | -8%                            | +7%                            |
| <b>Western Slaughter</b> | 44,540                              | -2,467                                  | 1,606,486  | -5%                            | +7%                            |
| <b>Eastern Slaughter</b> | 11,691                              | -2,098                                  | 450,898    | -15%                           | +4%                            |

**USDA ESTIMATED CATTLE PROCESSING VOLUME**

|                    | <i>Week Ending<br/>September 15, 2018</i> | <i>Previous Week</i> | <i>Year Ago</i> |
|--------------------|---|----------------------|-----------------|
| <b>Grand Total</b> | 653,000                                   | 563,000              | 646,000         |

**CANADIAN BOXED BEEF CUT-OUT VALUES**

| <b>Week Ending</b> | <b>AAA</b> | <b>AA</b> |
|--------------------|------------|-----------|
| August 17, 2018    | 2.6793     | 2.5755    |
| August 10, 2018    | 2.6994     | 2.5814    |
| August 3, 2018     | 2.6798     | 2.5517    |
| July 27, 2018      | 2.7232     | 2.5944    |
| July 20, 2018      | 2.7418     | 2.6002    |

**U.S. BOXED BEEF CUT-OUT VALUES (U.S. funds)**

|                                  | <b>Choice<br/>600-900</b> | <b>Select<br/>600-900</b> |
|----------------------------------|---------------------------|---------------------------|
| <b>Current Five Day Average:</b> | 205.55                    | 197.77                    |

**LIVE CATTLE – CANADA**

| <b>IMPORTS</b>           | <i>Import % change<br/>from 2017 YTD</i> | <b>EXPORTS</b>                    | <i>Export % change<br/>from 2017 YTD</i> |
|--------------------------|--|-----------------------------------|--|
| <i>Jan 1- July 31/18</i> |  | <i>Jan 1- Sep 1/18</i>            |  |
| Pure bred                | 3,907 +9%                                | Slaughter steers & heifers & cows | 243,151 -20%                             |
| Non-pure bred            | 75,622 +114%                             | Feeder cattle & calves            | 147,675 +56%                             |
|                          |  | Bulls                             | 29,473 -21%                              |

### BEEF EXPORTS – CANADA

|       | <b>United States</b><br>Jan 1- July 31/18 | <i>Change from last year YTD</i> | <b>Mexico</b><br>Jan 1- July 31/18 | <i>Change from last year YTD</i> |
|-------|---|----------------------------------|------------------------------------|----------------------------------|
| Total | 166,048 tonnes                            | +7% or +10,616 tonnes            | 8,637 tonnes                       | -12% or -1,150 tonnes            |

### BEEF PRODUCTION – CANADA

|         | <i>Jan 1 – Sept 8/18</i> | <i>Last Year Same Time</i> | <i>% Change</i> |
|---------|--------------------------|----------------------------|-----------------|
| Fed     | 668,171 tonnes           | 632,611 tonnes             | +6%             |
| Non-fed | 117,353 tonnes           | 104,327 tonnes             | +12%            |

### BEEF IMPORTS – CANADA

|                         | <i>Jan 1 – Sept 8/18</i> | <i>Last Year Same Time</i> | <i>% Change</i> |
|-------------------------|--------------------------|----------------------------|-----------------|
| United States           | 84,147 tonnes            | 84,765 tonnes              | -1%             |
| Non-NAFTA               | 33,427 tonnes            | 32,933 tonnes              | +2%             |
| EU-28 (beef/veal total) | 1,300 tonnes             | 1,497 tonnes               | -13%            |
| Total                   | 124,659 tonnes           | 122,710 tonnes             | +2%             |

### CHICAGO MERCANTILE EXCHANGE

Closing quotes on futures today were as follows:

| <b>Live Cattle</b> |              | <b>Feeder Cattle</b> |              | <b>Corn</b> |            | <b>Soybeans</b> |            | <b>Canadian \$</b> |             |
|--------------------|--------------|----------------------|--------------|-------------|------------|-----------------|------------|--------------------|-------------|
| <b>Oct</b>         | 113.80 +3.00 | <b>Sep</b>           | 157.42 +2.47 | <b>Sep</b>  | 3.370 +0.6 | <b>Sep</b>      | 8.214 -1.2 | <b>Spot</b>        | 76.73 -0.24 |
| <b>Dec</b>         | 118.05 +2.65 | <b>Oct</b>           | 158.87 +3.47 | <b>Dec</b>  | 3.516 +1.2 | <b>Nov</b>      | 8.304 -2.6 | <b>Sep</b>         | 76.74 -0.25 |
| <b>Feb</b>         | 121.90 +2.00 | <b>Nov</b>           | 158.42 +3.35 | <b>Mar</b>  | 3.636 +1.0 | <b>Jan</b>      | 8.442 -2.6 | <b>Dec</b>         | 76.87 -0.25 |
| <b>Apr</b>         | 123.15 +1.85 | <b>Jan</b>           | 154.90 +3.10 | <b>May</b>  | 3.722 +1.0 | <b>Mar</b>      | 8.572 -2.4 | <b>Mar</b>         | 76.99 -0.25 |
| <b>Jun</b>         | 115.85 +1.62 | <b>Mar</b>           | 152.90 +2.50 | <b>Jul</b>  | 3.782 +0.6 | <b>May</b>      | 8.702 -2.2 | <b>Jun</b>         | 77.11 -0.25 |
| <b>Aug</b>         | 114.10 +1.27 | <b>Apr</b>           | 153.00 +2.15 | <b>Sep</b>  | 3.832 +0.6 | <b>Jul</b>      | 8.802 -2.2 | <b>Sep</b>         | 77.22 -0.24 |

Beef Farmers of Ontario, 130 Malcolm Road, Guelph, ON N1K 1B1 Phone: (519) 824-0334 Fax: (519) 824-9161 or email: [markets@ontariobeef.com](mailto:markets@ontariobeef.com)

### OBCFPP LICENCE CHANGES

#### **No longer Licenced- Failed to Renew**

#### **Country Dealer:**

Robert Campbell, 620 Glen Ashton Road, RR 3, Ashton, ON K0A 1B0

Eric Haldenby, 86 Lake Georger Road, RR 4, Echo Bay, ON POS 1C0

#### **Abattoir**

First Choice Fresh Halal Meat, o/a Ontario Halal Meat Packers, 718 Walsh Avenue, Milton, ON L9T 5M4

### UPCOMING ONTARIO AUCTION MARKETS SPECIAL FALL SALES

|         |          |  |  |
|---------|----------|--|--|
| Sept 18 | 10:00 am | Thessalon- Algoma Co-op Livestock Sale   | Yearlings, 90 % Vaccinated                             |
| Sept 19 | 10:00 am | Kawartha Lakes Community Sale Barn       | Fall Stocker Sale                                      |
| Sept 21 | 11:00 am | Community Livestock Exchange             | Quinte Cattlemen's Stocker Sale                        |
| Sept 22 | 11:00 am | Denfield Livestock Exchange              | Vaccinated Stocker & Bred Cow, Cow/Calf Pair Sale      |
| Sept 22 | 1:00 pm  | Maple Hill Auctions Ltd - Ontario Autumn | Simmental Classic/Rehorst Simmental Dispersal          |
| Sept 26 | 2:00 pm  | Vankleek Hill Livestock Exchange         | Stocker Sale   |
| Sept 28 | 9:00 am  | Keady Livestock Market                   | Grass Yearling Sale, Steers & Heifers, overnight stand |
| Sept 28 | 7:00 pm  | Cargill Auction Market                   | Char & Exotic Cross Yearling Steers & Heifers          |
| Sept 29 | 8:30 am  | Rainy River Cattlemen's Sale-Stratton    | Spring Calves & some Yearlings, cows etc               |
| Oct 2   | 11:00 am | Ontario Stockyards Inc                   | Special Fall Yearling Sale                             |
| Oct 3   | 10:00 am | Kawartha Lakes Community Sale Barn       | Fall Stocker Sale                                      |
| Oct 5   | 9:00 am  | Keady Livestock Market                   | Grass Yearling Sale, Steers & Heifers, overnight stand |
| Oct 5   | 7:00 pm  | Cargill Auction Market                   | Char & Exotic Cross- Yearling steers & Heifers         |
| Oct 6   | 10:00 am | Brussels Livestock                       | 4 H Show & Sale  |
| Oct 6   | 11:00 am | Denfield Livestock Exchange              | Vaccinated Stocker & Bred Cow, Cow/Calf Pair Sale      |

### **Comments for the week ending September 13, 2018**

Larger receipts of fed cattle were sold through auction markets this week at 278 head, up 152 from last week and 68 more than last year at this time. Fed steers traded from \$126.04-\$138.87 averaging \$133.96 up \$0.67 from last week's light trade, and \$9.43 stronger than year ago prices. Fed heifers sold from \$107.10-\$135.84 averaging \$125.48 up \$7.46 from last year at this time, however there were not enough sold last week to establish a price. Auction market reports started out the week as steady to the previous week's decline to under pressure at lower prices, with demand reported as selective. As the week progressed, trade was active at fully steady prices with a few extra fancy types selling stronger. The market ended the week on a steady basis.

Ontario railgrade prices held fully steady to last Wednesday's slight decline, with steers trading from \$228.00-\$230.00 dressed, with heifers from \$227.00-\$229.00. Overall, this week's average prices are \$0.75 lower on the steers and \$1.00 lower on the heifers, from last week's average prices. Delivery of cattle sold this week were reported for the weeks of September 17<sup>th</sup> and 24<sup>th</sup>. This week's averages are \$20.25 stronger than last year at this time.

There were 1,992 fed cows sold through auction markets this week up 49 head from last week, and 319 more than the same week last year. Cows sold from \$48.09-\$71.79 averaging \$59.08 down \$1.13 from last week and \$8.87 below year ago prices. Auction markets reported trade as steady to barely steady. As the week progressed, trade was active at barely steady to easier prices. Good Holsteins were noted as selling slightly higher.

There were 4,251 stocker and feeder cattle on offer this week at auction markets, up 1,402 head from last week and 50 less than the same time last year. Auction markets reported calves as steady to fully steady. Grass cattle were steady to strong, with good quality grass heifers trading stronger. Yearlings were noted as steady, with one auction reporting yearlings steers as \$2.00-\$3.00 cwt higher. The market ended the week with all classes trading actively at steady to strong prices. Actual average prices this week for steers 400-500 lbs were up \$8.91 from last week, 500-600 lbs up \$7.83, 600-700 lbs up \$9.93, 700-800 lbs up \$8.86, 800-900 lbs down \$2.65, 900-1000 lbs up \$11.63 and steers over 1000 lbs averaged \$2.03 higher than last week's weighted averages. Heifers 400-500 lbs were down \$10.51, 500-600 lbs up \$7.66, 600-700 lbs up \$12.96, 700-800 lbs up \$5.56, 800-900 lbs up \$23.67 and heifers 900 lbs and over averaged \$5.06 lower than last week on average.

The Quebec electronic market this week ranged from \$226.00-\$231.75 dressed, down \$0.81 from last week on average.

Alberta direct trade on Wednesday was light with Canfax reporting sales as fully steady to steady, as dressed sales ranged from \$238.00-\$240.00 delivered on a dressed basis. Canfax also reported: "All the cattle that traded this were being scheduled for the beginning of October delivery." On a picked up basis, Canfax reported live sales from \$141.50-\$142.00 with steers averaging \$141.70 down \$1.39 on average and heifers \$142.00 down \$0.77. Dressed prices for cattle picked up ranged from \$235.75-\$239.00 with steers averaging \$238.15 up \$1.04 and heifers \$238.88 up \$0.80.

US cash cattle trade for the week ending September 7<sup>th</sup>, was late developing with trade reported as steady to \$1.00 higher. Live sales for the week, reported by the USDA Mandatory Price Report, listed prices from \$106.00-\$109.00, with steers weekly weighted average price at \$107.67 up \$0.49 from the previous week, while heifers averaged \$107.76 up \$0.73. On the rail dressed prices ranged from \$168.00-\$173.00 with steers averaging \$170.25 up \$0.66 while heifers averaged \$107.12 up \$0.45 from the previous week on average. This week's market has been fairly quiet with just a few sales here and there in Iowa at steady to slightly stronger prices of \$168.00-\$172.00 dressed. Otherwise the market has been at a standstill as sellers hold on to higher asking prices. Today, a light test had been noted in Iowa at \$172.00 dressed, up \$2.00 from last week while the rest of the country remains untested. Bids are currently sitting at \$106.00-\$109.00 live and \$170.00-\$172.00 dressed, however these prices might not be enough to get many cattle bought given the sharply higher to up the limit cattle futures today. Sellers have bumped up asking prices to \$112.00-\$114.00 live in the south and \$177.00-\$178.00 dressed in the north. Feared agricultural devastation from hurricane Florence in the U.S. eastern states along with the threat of African swine flu in Europe has pushed hog prices higher and has contributed to the surge in cattle futures today. At time of reporting the market is fairly quiet, however active trade is expected to develop at any time and the market tone is higher.