



Weekly Market Information Report for the week ending Thursday September 20, 2018

The following information is collected from various sources and disseminated by Beef Farmers of Ontario.

ONTARIO DIRECT TO PACKER RAILGRADE CATTLE TRADE

Prices are on a carcass weight basis before grade and weight discounts. Weekly Range:

A Grade Steers	228.00-240.00
A Grade Heifers	227.00-239.00

ONTARIO LIVE CATTLE TRADE

Ontario auction sales this week saw weighted average price ranges for:

FED CATTLE	Volume	Price Range	Average	Top	Last Week Avg
Large Frame Steers +1250	75	129.99-138.97	135.59	146.50	135.25
Medium Frame Steers +1250	61	130.20-139.17	135.47	142.00	131.60
Large & Medium Frame Steers +1250	136	130.32-141.38	136.76	146.50	133.96
Large Frame Heifers +1000	33	125.11-139.58	132.44	143.00	121.28
Medium Frame Heifers +1000	20	108.90-127.52	120.67	136.00	124.80
Large & Medium Frame Heifers +1000	53	117.88-136.22	128.03	143.00	125.48
Cows - All Weights	1,878	47.67-74.30	59.12	114.00	59.08
Bulls - All Weights	103	83.83-98.94	90.94	155.00	84.17

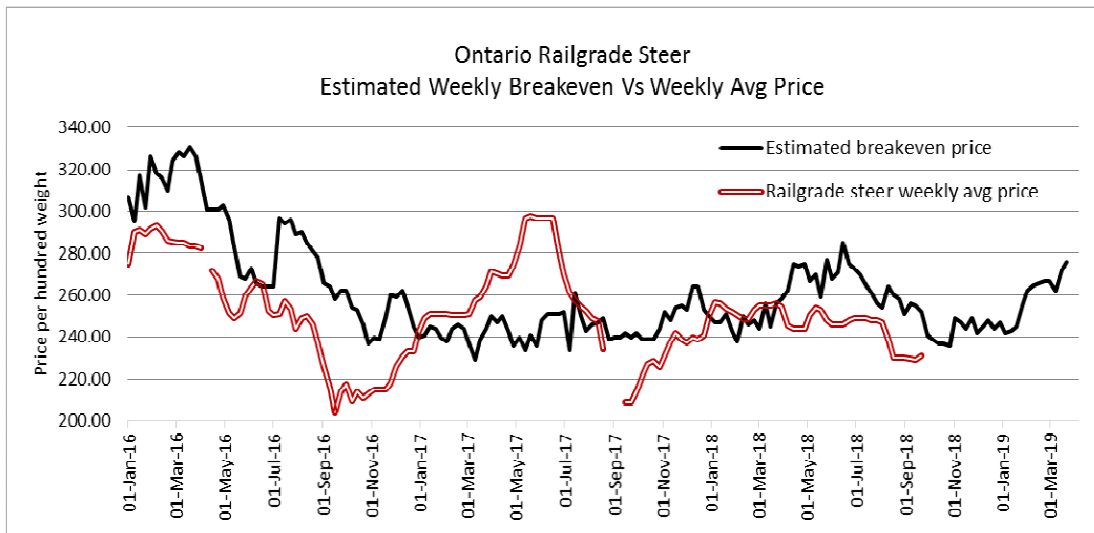
STOCKERS - Large and Medium Frame

STEERS	Volume	Price Range	Average	Top	Last Week Avg
1000+	736	171.24-193.06	179.73	203.00	174.17
900-999	505	189.62-203.86	198.67	212.50	195.96
800-899	473	200.60-215.42	209.03	225.00	204.05
700-799	208	182.01-215.59	200.33	224.00	203.51
600-699	331	181.30-232.42	210.77	248.00	210.78
500-599	245	178.64-246.35	217.90	262.00	217.79
400-499	163	188.47-246.66	222.51	282.00	230.34
-399	78	175.96-254.37	224.74	290.00	165.72

HEIFERS	Volume	Price Range	Average	Top	Last Week Avg
+900	352	155.71-175.37	165.95	192.50	143.30
800-899	193	169.31-191.06	183.17	196.25	172.95
700-799	232	167.42-195.89	184.34	214.50	180.83
600-699	194	162.40-198.87	184.02	219.00	187.37
500-599	191	163.46-202.71	184.03	224.00	179.98
400-499	123	157.13-209.90	188.77	234.00	183.76
300-399	35	165.23-205.41	185.63	245.00	177.40
-299	2	150.00-200.00	175.00	200.00	208.00

At Kawartha Lakes Community Sale Barn, September 8, 2018 – 76 cows, 6 bulls, 107 veal, 25 stockers

	Price Range	Avg.	Top
Cows	51.00-77.00	60.88	86.00
Veal 600 lbs +	109.00-144.00	114.56	144.00
Veal 125-300 lbs	95.00-305.00	140.27	360.00
Veal 125 lbs and less	45.00-192.50	99.96	300.00



The information provided on this report is based on weighted averages for actual data collected. Input costs are a guideline only and will vary from producer to producer. BFO does not take any responsibility and accepts no legal liability arising from or connected to damages or losses experienced by producers when using this information. This is to be used at your own risk.

Denfield Livestock Exchange Inc., September 18, 2018 - 119 Fed Cattle, 56 Veal, 1 Bull, 49 Cows & 186 Drop Calves

	Price Range	Top		Price Range	Top
Choice steers	140.00-148.00	166.00	Good beef cows	60.00-70.00	
Good steers	137.00-141.00		Good Holstein cows	55.00-65.00	
Choice heifers	137.00-142.00		D1 & D2 Cows	45.00-55.00	
Good heifers	132.00-136.00		D3 & D4 Cows	35.00-45.00	
Good Holstein veal	115.00-127.00		Choice drop calves	\$160.00-\$250.00/hd	\$310.00/hd
Plain & heavy veal	105.00-115.00		Good drop calves	\$100.00-\$150.00/hd	
Good beef bulls	72.00-87.00	115.00	Plain & Newborns	\$40.00-\$90.00/hd	

At Renfrew Pontiac Livestock Ltd.: September 18, 2018 – 10 Replacement Calves, 32 Cows, 6 Bulls

	Price Range	Top
Replacement Calves	71.00-120.00	180.00
Cows D1 & D2	74.00-84.00	
Cows D3	68.00-72.00	
Cows D4	58.00-62.00	
Bulls	87.00-92.00	102.00

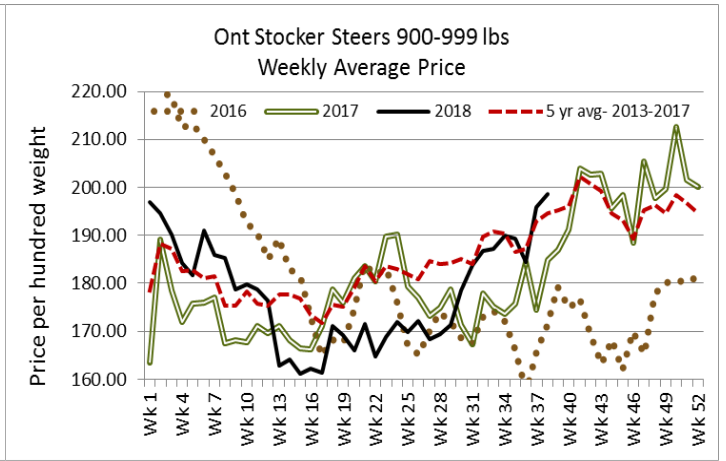
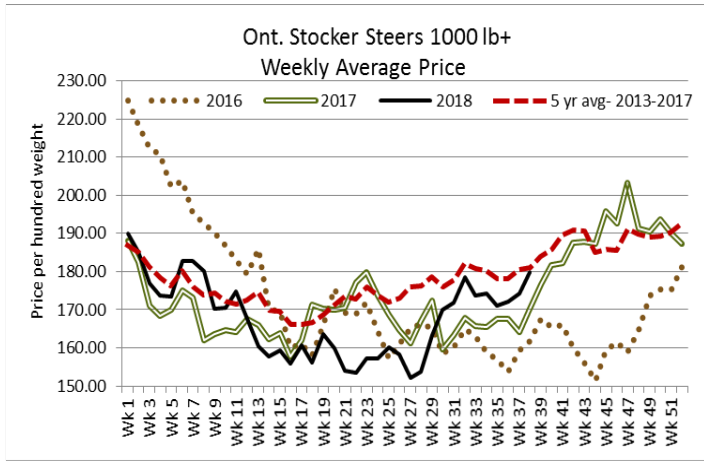
At Aylmer Stockyards Inc.: September 19, 2018 – 8 stockers, 47 Veal, 195 Cows, 5 bulls, 18 Fed Cattle

	Price Range	Average	Top
Fed heifers, dairy and dairy cross +1000 lbs	56.99-101.49	88.10	101.49
Cows	41.99-91.00	64.20	101.49
Veal over 600 lbs	92.00-142.99	114.79	142.99

ONTARIO STOCKER & FEEDER TRADE

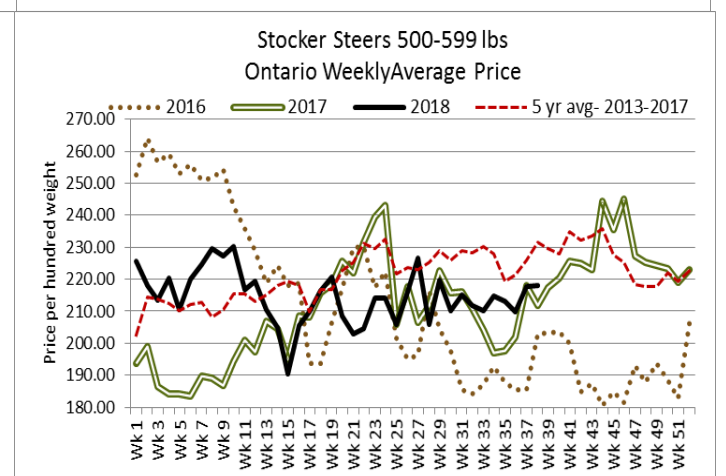
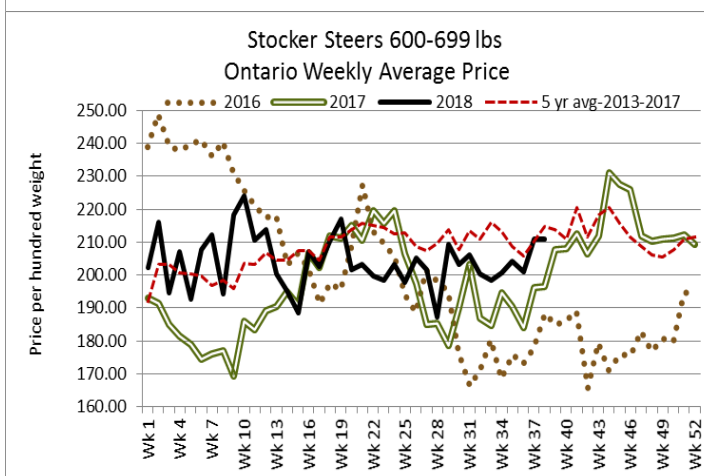
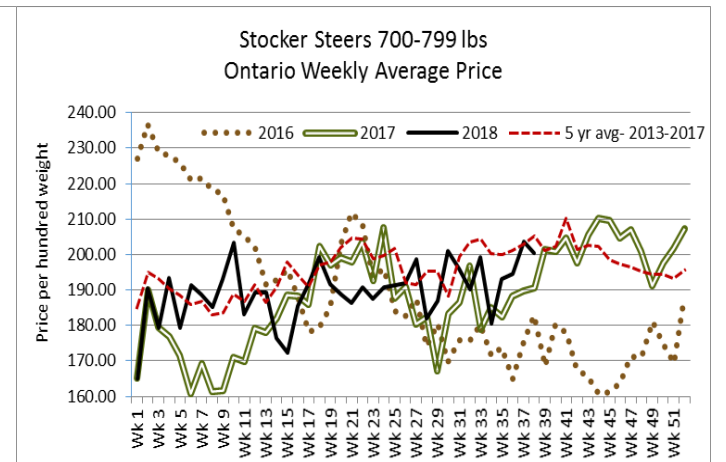
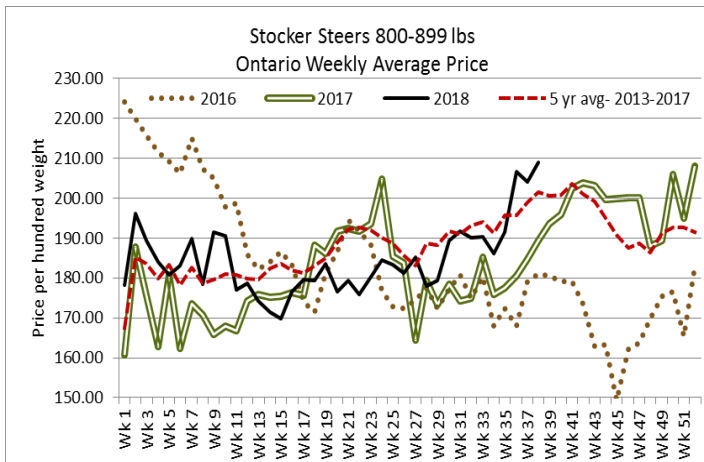
Stocker sale at Brussels Livestock: September 14, 2018 – 1,060 Stockers

Steers	Price Range	Average	Top	Heifers	Price Range	Average	Top
1000+	166.75-180.50	174.44	186.00	900+	141.50-170.50	155.63	175.50
900-999	186.00-197.75	193.02	199.00	800-899	170.00-194.75	187.28	194.75
800-899	191.00-214.75	203.95	214.75	700-799	151.00-182.75	171.50	182.75
700-799	191.00-220.25	208.67	220.25	600-699	146.00-198.00	173.49	198.00
600-699	200.00-235.00	219.99	241.00	500-599	162.00-215.00	191.74	215.00
500-599	182.00-238.00	214.86	256.00	400-499	180.00-222.00	202.24	222.00
400-499	211.00-254.00	234.35	254.00	300-399	185.00-190.00	188.75	190.00
399-	222.00-261.00	241.00	280.00				



Stocker sale at: Community Livestock Exchange: September 18, 2018 – 196 Stockers

Steers	Price Range	Average	Top	Heifers	Price Range	Average	Top
700-799	188.99-210.00	192.50	210.00	700-799	120.99-178.00	156.80	178.00
600-699	112.99-233.00	181.80	233.00	600-699	125.00-177.00	158.60	177.00
500-599	157.49-250.99	228.20	250.99	500-599	135.00-167.50	149.30	167.50
400-499	150.00-245.00	224.80	245.00	400-499	119.99-202.49	164.79	202.49
399-	229.99-245.00	241.00	245.00				

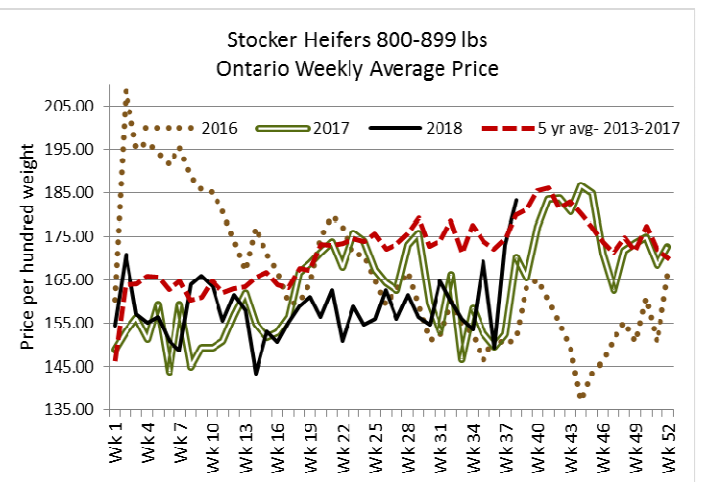
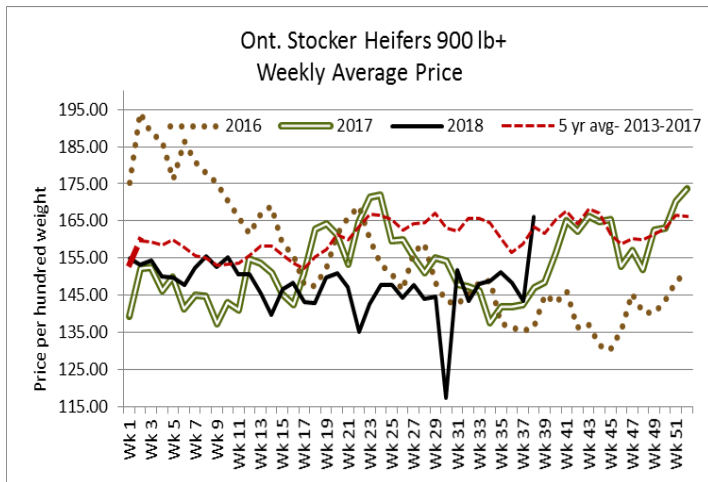


Stocker sale at: **Keady Livestock Market: September 18, 2018 – 928 Stockers**

Steers	Price Range	Average	Top	Heifers	Price Range	Average	Top
1000+	199.50-203.00	201.25	203.00	900+	183.50-186.00	184.30	186.00
900-999	205.50-212.50	209.08	212.50	800-899	186.50-190.50	288.71	190.50
800-899	209.50-220.00	214.75	225.00	700-799	196.00-214.50	210.30	214.50
700-799	199.00-221.00	211.65	221.00	600-699	183.50-209.00	198.14	219.00
600-699	226.00-234.00	231.74	234.00	500-599	205.00-213.00	208.37	213.00
500-599	210.00-242.00	234.22	242.00	400-499	125.00-231.00	201.10	231.00
400-499	217.00-225.00	219.67	225.00				

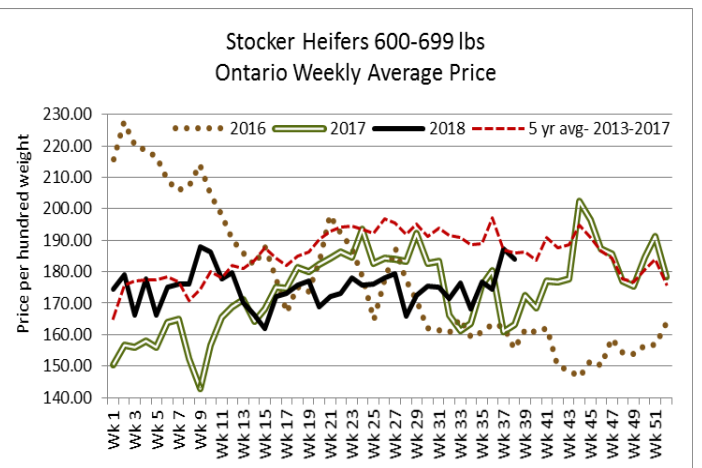
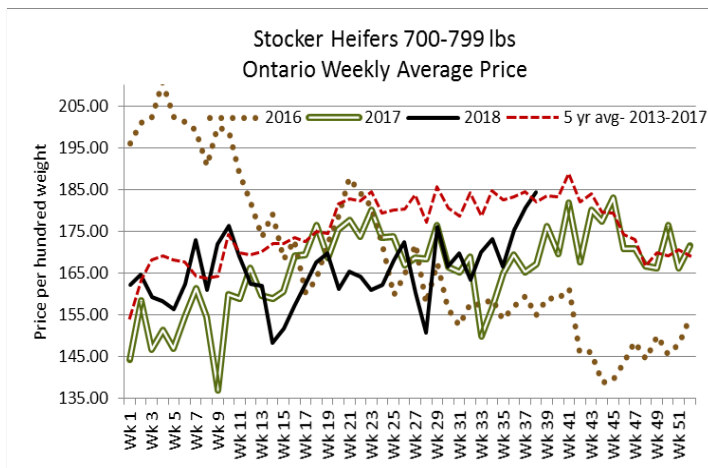
Stocker sale at: **Renfrew Pontiac Livestock: September 18, 2018 – 142 Stockers**

Steers	Price Range	Average	Top	Heifers	Price Range	Average	Top
600-699	181.00-225.99	212.59	225.99	500-599	155.00-208.99	191.19	208.99
500-599	187.00-235.00	213.70	235.00	400-499	188.99-220.99	214.10	220.99
400-499	200.00-250.99	228.20	250.99				
399-	225.00-257.50	243.50	257.50				



Stocker sale at: **Cargill Auction Market: September 19, 2018 – 550 Stockers**

Steers	Price Range	Heifers	Price Range
1000+	192.00-201.00	900+	173.00-2182.00
900-999	188.00-207.00	800-899	167.00-191.00
800-899	200.00-210.00	700-799	194.00-204.00
700-799	205.00-218.00	600-699	191.00-198.00



Stocker sale at **Ontario Livestock Exchange: September 19, 2018 – 506** Stockers

Steers	Price Range	Average	Top	Heifers	Price Range	Average	Top
1000+	173.00-203.00	183.22	203.00	800-899	153.50-169.00	162.80	169.00
900-999	187.50-206.50	197.83	206.50				
800-899	190.50-214.00	207.70	214.00				

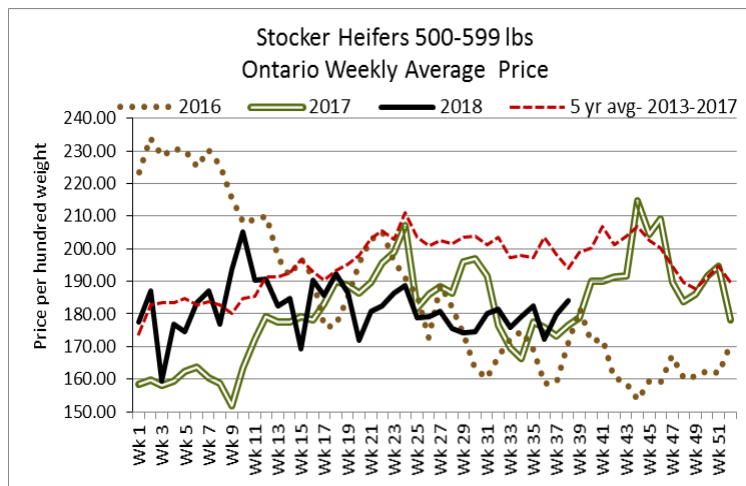
Stocker sale at: **Ontario Livestock Exchange, September 20, 2018– 261** Stockers

Steers	Price Range	Average	Top	Heifers	Price Range	Average	Top
1000+	180.00-186.00	182.45	186.00	800-899	150.00-160.00	155.67	160.00
900-999	151.00-195.50	185.00	195.50	700-799	140.00-165.00	157.57	165.00
800-899	155.00-196.00	175.63	196.00	600-699	125.00-160.00	145.50	167.50
700-799	170.00-220.00	200.00	220.00	500-599	180.00-224.00	203.25	224.00
600-699	135.00-200.00	172.27	221.00				
500-599	145.00-237.50	198.00	237.50				
400-499	172.50-251.00	217.15	251.00				
399-	127.50-280.00	208.75	280.00				

Stockers continued to trade at steady to strong prices.

Stocker sale at: **Ottawa Livestock Exchange, September 20, 2018– 198** Stockers

Steers	Price Range	Average	Top	Heifers	Price Range	Average	Top
700-799	134.00-204.00	166.91	22200	600-699	157.00-175.00	168.67	175.00
600-699	170.00-220.00	193.92	236.00	500-599	155.00-206.00	170.78	206.00
500-599	182.00-259.00	225.23	262.00	400-499	150.00-196.00	169.38	1966.00
400-499	182.00-260.00	224.50	260.00	300-399	155.00-194.00	174.80	195.00
399-	134.00-257.00	193.80	257.00				



Stocker sale at: **Ontario Stockyards Inc. – September 20, 2018– 447** Stockers

1000+	70.00-153.00	102.12	169.00	900+	101.00-140.00	117.77	140.00
900-999	120.00-167.00	150.86	178.00	800-899	100.00-193.00	143.26	193.00
800-899	195.00-198.00	195.72	198.00	700-799	159.00-203.50	173.31	203.50
700-799	166.00-206.00	188.68	206.00	600-699	175.00-210.50	198.81	210.50
600-699	180.00-242.00	214.89	248.00	500-599	157.50-193.00	176.79	206.00
500-599	180.00-250.00	209.39	250.00	400-499	152.50-210.00	187.89	234.00
400-499	215.00-251.00	234.36	251.00	300-399	160.00-220.00	194.45	220.00
399-	215.00-256.00	239.71	256.00				

ONTARIO STOCKER & FEEDER TRADE SPECIAL FALL STOCKER SALES

Stocker sale at: **Thessalon- Algoma Cooperative Livestock Sales: September 18, 2018 – 950 Stockers**

Steers	Price Range	Heifers	Price Range
900-999	180.00-196.00	900+	164.00-169.00
800-899	185.00-197.00	800-899	169.00-184.00
700-799	194.50-212.75	700-799	169.00-192.50
600-699	175.00-220.00	600-699	169.00-179.00

All classes of cattle sold under pressure with quality considered.

Stocker sale at: **Kawartha Lakes Community Sale Barn: September 19, 2018 – 350 Stockers**

Steers	Price Range	Average	Top	Heifers	Price Range	Average	Top
1000+	189.50-190.50	190.08	190.50	900+	136.00-192.50	178.67	192.50
900-999	177.00-199.50	195.37	199.50	800-899	181.00-186.25	192.21	196.25
800-899	190.00-201.00	199.75	201.00	700-799	191.50-197.00	192.77	197.00
700-799	184.00-222.50	200.37	222.50	600-699	176.00-195.00	185.86	195.00
600-699	170.00-240.00	208.46	240.00	500-599	152.50-207.00	184.62	207.00
500-599	207.50-256.00	237.56	256.00	400-499			
400-499	237.50-250.00	241.49	250.00				

A good quality offering of yearlings sold actively at strong prices.

LIVE CATTLE EXPORTS-ONTARIO

	Week ending Sept 1, 2018	Week ending Aug 25, 2018	Year to Date
Total live slaughter cattle exported from Ontario to the U.S.	2,450	2,182	77,826
Steers & Heifers & Cows	1,958	1,831	66,958
Bulls	492	351	10,868

QUEBEC ELECTRONIC AUCTION MARKET (F.O.B. THE FEEDLOT)

	Price	Change from Last Week
For the week ending September 20, 2018	230.00-233.75	+3.37

ALBERTA DIRECT TRADE

For the week ending Thursday, September 20, 2018

Steers	Live FOB	N/T	Rail FOB	241.00-244.50
Heifers	Live FOB	N/T	Rail FOB	244.50

U.S. TRADE (U.S. funds)

For the week Ending Thursday, September 20, 2018

Choice and Select Steers and Heifers:	Live	110.00-111.50
	Rail	174.0-175.00

AVERAGE CARCASS WEIGHTS – CANADA

	Steers	Heifers
Sept 15, 2018	922	833
Sept 8, 2018	916	846
Sept 16, 2017	913	854

FEDERALLY INSPECTED CANADIAN PROCESSING

	Week Ending Sept 15, 2018	# of hd change from week ago	YTD	% Change (Week Ago)	% Change (Year Ago)
Grand Total	64,360	+8,129	2,121,744	+14%	+7%
Western Slaughter	50,822	+6,285	1,657,308	+14%	+8%
Eastern Slaughter	13,538	+1,847	464,436	+16%	+4%

USDA ESTIMATED CATTLE PROCESSING VOLUME

	<i>Week Ending</i> September 22, 2018	<i>Previous Week</i>	<i>Year Ago</i>
Grand Total	657,000	652,000	638,000

CANADIAN BOXED BEEF CUT-OUT VALUES

<i>Week Ending</i>	AAA	AA
August 17, 2018	2.6793	2.5755
August 10, 2018	2.6994	2.5814
August 3, 2018	2.6798	2.5517

U.S. BOXED BEEF CUT-OUT VALUES (U.S. funds)

	Choice 600-900	Select 600-900
Current Five Day Average:	204.87	195.68

LIVE CATTLE – CANADA

<i>IMPORTS</i>	<i>Import % change from 2017 YTD</i>	<i>EXPORTS</i>	<i>Export % change from 2017 YTD</i>
<i>Jan 1- July 31/18</i>		<i>Jan 1- Sep 8/18</i>	
Pure bred 3,907	+9%	Slaughter steers & heifers & cows	252,220 -20%
Non-pure bred 75,622	+114%	Feeder cattle & calves	148,558 +56%
		Bulls	30,388 -20%

BEEF EXPORTS – CANADA

	<i>United States</i> <i>Jan 1- July 31/18</i>	<i>Change from last year YTD</i>	<i>Mexico</i> <i>Jan 1- July 31/18</i>	<i>Change from last year YTD</i>
Total	166,048 tonnes	+7% or +10,616 tonnes	8,637 tonnes	-12% or -1,150 tonnes

BEEF PRODUCTION – CANADA

	<i>Jan 1 – Sept 15/18</i>	<i>Last Year Same Time</i>	<i>% Change</i>
Fed	690,295 tonnes	653,448 tonnes	+6%
Non-fed	120,722 tonnes	106,993 tonnes	+13%

BEEF IMPORTS – CANADA

	<i>Jan 1 – Sept 15/18</i>	<i>Last Year Same Time</i>	<i>% Change</i>
United States	86,457 tonnes	87,116 tonnes	-1%
Non-NAFTA	33,944 tonnes	33,951 tonnes	+0%
EU-28 (beef/veal total)	1,337 tonnes	1,547 tonnes	-14%
Total	127,642 tonnes	126,200 tonnes	+1%

CHICAGO MERCANTILE EXCHANGE

Closing quotes on futures today were as follows:

Live Cattle	Feeder Cattle	Corn	Soybeans	Canadian \$
Oct 113.07 +0.62	Sep 156.95 +1.27	Dec 3.572 +4.6	Nov 8.472 -3.0	Spot 77.39 -0.06
Dec 118.45 +0.55	Oct 158.07 +0.80	Mar 3.692 +4.4	Jan 8.612 -2.6	Dec 77.51 -0.07
Feb 122.25 +0.65	Nov 157.80 +0.65	May 3.772 +4.4	Mar 8.742 -2.6	Mar 77.64 -0.08
Apr 123.42 +0.47	Jan 154.85 +0.77	Jul 3.832 +4.2	May 8.874 -2.2	Jun 77.76 -0.08
Jun 116.00 +0.50	Mar 152.72 +0.20	Sep 3.874 +3.4	Jul 8.976 -2.0	Sep 77.88 -0.08
Aug 114.05 +0.40	Apr 152.75 +0.07	Dec 3.936 +3.4	Aug 9.020 -1.6	Dec 77.98 -0.08

Beef Farmers of Ontario, 130 Malcolm Road, Guelph, ON N1K 1B1 Phone: (519) 824-0334 Fax: (519) 824-9161 or email: markets@ontariobeef.com

UPCOMING ONTARIO AUCTION MARKETS SPECIAL FALL SALES

Sept 22	11:00 am	Denfield Livestock Exchange	Vaccinated Stocker & Bred Cow, Cow/Calf Pair Sale
Sept 22	1:00 pm	Maple Hill Auctions Ltd - Ontario Autumn	Simmental Classic/Rehorst Simmental Dispersal
Sept 26	2:00 pm	Vankleek Hill Livestock Exchange	Stocker Sale
Sept 28	9:00 am	Keady Livestock Market	Grass Yearling Sale, Steers & Heifers, overnight stand
Sept 28	7:00 pm	Cargill Auction Market	Char & Exotic Cross Yearling Steers & Heifers
Sept 29	8:30 am	Rainy River Cattlemen's Sale-Stratton	Spring Calves & some Yearlings, cows etc
Oct 2	11:00 am	Ontario Stockyards Inc	Special Fall Yearling Sale
Oct 3	10:00 am	Kawartha Lakes Community Sale Barn	Fall Stocker Sale
Oct 5	9:00 am	Keady Livestock Market	Grass Yearling Sale, Steers & Heifers, overnight stand
Oct 5	7:00 pm	Cargill Auction Market	Char & Exotic Cross- Yearling steers & Heifers
Oct 6	10:00 am	Brussels Livestock	4 H Show & Sale
Oct 6	11:00 am	Denfield Livestock Exchange	Vaccinated Stocker & Bred Cow, Cow/Calf Pair Sale

Comments for the week ending September 20, 2018

There were only 189 fed steers and heifers sold through auction markets this week with 136 of those steers and only 53 head of heifers. This week's offering was 85 head lighter than last week and 96 less than the same week last year. Fed steers sold from \$130.21-\$141.38 averaging \$136.76 up \$2.80 from last week and \$12.83 stronger than year ago prices. A light offering of heifers ranged from \$117.88-\$136.22 averaging \$128.03 up \$2.55 from last week and \$6.40 above year ago prices. Auction markets reported light receipts selling actively on a good demand, with prices steady to slightly higher. By Thursday the market was trading \$3.00-\$4.00 cwt higher.

The Ontario railgrade market started out fully steady to last week with steers trading from \$228.00-\$230.00 dressed and heifers \$227.00-\$229.00, on lighter receipts. By Wednesday trade was \$228.00-\$232.00 for steers and \$227.00-\$231.00 for heifers. By Thursday prices were reported from \$232.00-\$240.00 dressed for steers and \$231.00-\$239.00 for heifers. Sales reported this week were for delivery the week of September 24th. This week's average prices are \$2.00 stronger than last week on average, and \$22.00 cwt higher than the same time last year.

1,878 fed cows sold through auction markets this week, down 114 head from last week and 150 more than the same time last year. Cows sold from \$47.67-\$74.30 averaging \$59.12 up \$0.04 from last week and \$11.22 below year ago prices. Auction market reports started out on active trade with prices from barely steady to firm, with quality considered. One market noted beef cows as \$3.00-\$4.00 cwt higher while all others sold steady. As the week progressed the market was noted as steady to higher.

This week's boxed beef report by Kevin Grier, reporting on last week's Canadian buyer activity states: "Distributors were quiet to start the week but suddenly started getting positioned for needs three weeks out, given the action in the futures. Distributor interest was sharp on end meat. Big foodservice buyers were getting layaway needs covered on loins. Big retailers were surprisingly active on fill in early. They are already working on the front pages for early November. They are considering the total cutout. October features will be good after a lackluster September."

Lighter receipts of stocker and feeder cattle sold through auction markets this week totaling 4,061 head, down 190 from last week and 818 less than the same time last year. Auction markets reported calves as steady on an active trade. Grass cattle were steady to strong on a good demand with prices up \$2.00-\$3.00 cwt in spots. Yearlings were reported as \$3.00-\$5.00 higher early week and steady to strong for the remainder of the week. This week's average prices for steers 400-500 lbs were \$7.83 lower than last week

on average, 500-600 lbs up \$0.11, 600-700 lbs down \$0.01, 700-800 lbs down \$3.18, 800-900 lbs up \$4.98, 900-1000 lbs up \$2.71 and steers 1000 lbs plus averaged \$5.56 higher than last week. Heifers 300-400 lbs were up \$8.23 on light receipts, 400-500 lbs up \$5.01 from last week on average, 500-600 lbs up \$4.05, 600-700 lbs down \$3.35, 700-800 lbs up \$3.51, 800-900 lbs up \$10.22 and heifers 900 lbs and over averaged \$22.65 higher than last week's weighted average price.

The Quebec electronic market this week ranged from \$230.00-\$233.75 dressed, up \$3.37 from last week on average.

Alberta direct trade this week was stronger. Canfax reported sales from \$244.00-\$246.00 cwt delivered on a dressed basis. Canfax also reported prices for cattle picked up from \$241.00-\$244.50 dressed, with steers averaging \$243.84 up \$5.69 while heifers averaged \$244.50 up \$5.62. Canfax reported that delivery of the cattle being sold are for mid-October.

US cash cattle trade for the week ending September 14th, did not develop until late Friday afternoon with light trade in the north while the south was very limited in volume. Live prices for the week, reported by the USDA Mandatory Price Report, lists live sales from \$108.00-\$111.50, with steers averaging \$110.66 up \$2.99 while heifers averaged \$110.61 up \$2.85 from the previous week on average. On the rail steers and heifers sold from \$169.00-\$176.00 dressed, with steers averaging \$174.05 up \$3.80 while heifers averaged \$174.34 up \$4.22.

This week just a couple of head sold in Iowa at steady money of \$175.00, but certainly not enough to establish a market. At the Fed Cattle Exchange online auction on Wednesday, there were 528 head on offer, in 5 lots, all from Kansas with delivery in 1-9 days. Asking prices ranged from \$111.00-\$111.50 live, however packers showed no interest leaving the auction untested. On the cash market on Thursday a light test was reported in Nebraska and Iowa at \$174.00-\$175.00 dressed and \$110.00-\$111.50 live which is fully steady to last week. At time of reporting, bids are sitting at \$108.00-\$110.00 live and \$173.00-\$175.00 dressed, while asking prices are reported from \$113.00-\$114.00 live in the south and \$178.00 plus dressed in the north. Active trading should start to develop now that the Cattle On Feed Report has been released, which puts September cattle on feed numbers up 6% from September 2017.