



## Weekly Market Information Report for the week ending Thursday October 4, 2018

The following information is collected from various sources and disseminated by Beef Farmers of Ontario.

### ONTARIO DIRECT TO PACKER RAILGRADE CATTLE TRADE

Prices are on a carcass weight basis before grade and weight discounts. Weekly Range:

A Grade Steers	238.00
A Grade Heifers	237.00

### ONTARIO LIVE CATTLE TRADE

Ontario auction sales this week saw weighted average price ranges for:

FED CATTLE	Volume	Price Range	Average	Top	Last Week Avg
Large Frame Steers +1250	102	124.79-148.92	139.51	151.50	135.91
Medium Frame Steers +1250	85	124.76-143.90	137.98	154.00	128.23
Large & Medium Frame Steers +1250	187	124.81-146.89	138.35	154.00	133.87
Large Frame Heifers +1000	87	129.37-141.77	135.46	152.50	134.33
Medium Frame Heifers +1000	55	113.63-138.65	127.48	153.00	125.88
Large & Medium Frame Heifers +1000	142	120.68-141.83	133.06	153.00	131.88
Cows - All Weights	2,767	45.88-69.98	56.92	121.99	59.76
Bulls - All Weights	153	71.63-95.61	85.33	133.00	87.13

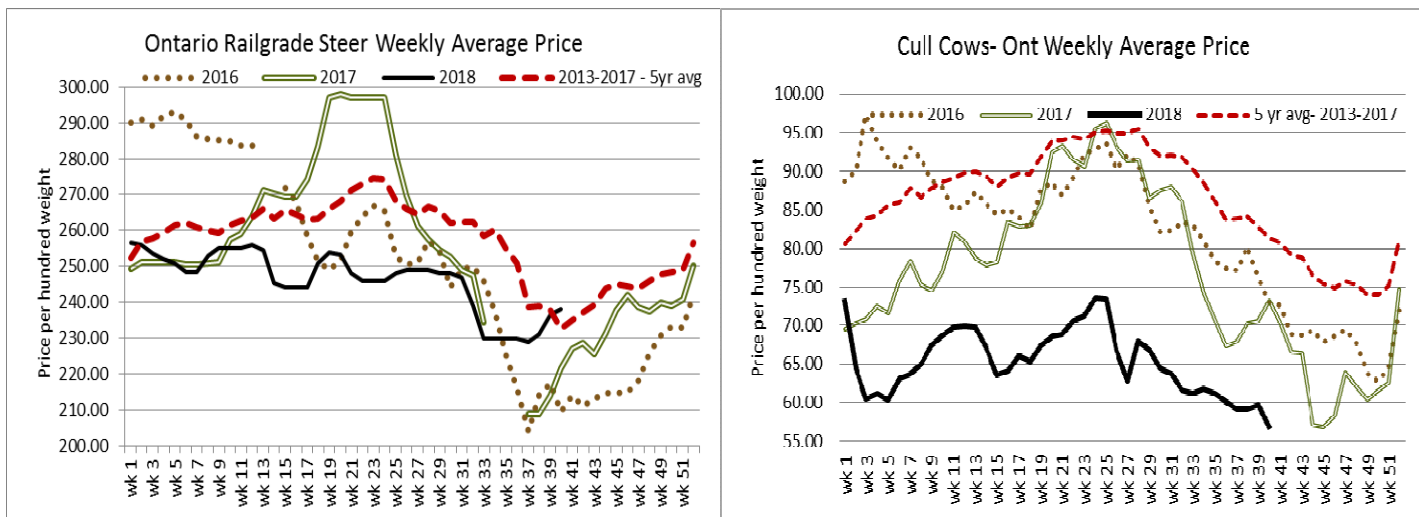
### STOCKERS - Large and Medium Frame

STEERS	Volume	Price Range	Average	Top	Last Week Avg
1000+	1,479	178.21-206.49	194.39	212.75	186.05
900-999	1,608	200.31-212.94	206.47	219.50	201.05
800-899	1,149	203.73-222.94	214.71	230.25	206.53
700-799	763	194.27-226.24	214.94	237.00	205.87
600-699	819	178.57-229.68	212.41	250.00	212.36
500-599	847	168.30-256.28	226.32	265.00	225.65
400-499	552	182.08-274.10	243.78	285.99	235.45
-399	199	194.01-276.07	237.93	329.00	233.78

HEIFERS	Volume	Price Range	Average	Top	Last Week Avg
+900	277	139.34-166.88	157.68	194.00	160.20
800-899	434	170.46-193.62	186.06	200.00	177.03
700-799	338	158.12-192.99	179.76	215.00	184.27
600-699	409	158.87-197.47	181.63	219.50	182.99
500-599	606	146.60-213.67	188.79	225.99	177.33
400-499	407	148.64-225.35	194.44	260.00	188.28
300-399	129	184.18-228.12	212.02	265.00	195.90
-299	34	154.11-231.00	198.43	270.00	186.38

At Kawartha Lakes Community Sale Barn, September 29, 2018 – 104 cows, 1 bull, 80 veal, 36 stockers

	Price Range	Avg.	Top
Cows	49.00-71.00	56.28	78.00
Veal 600 lbs +	106.00-124.00	111.71	133.00
Veal 451-600 lbs	100.00-152.00	109.84	152.00
Veal 125 lbs and less	90.00-152.50	110.21	152.50



**Denfield Livestock Exchange Inc., October 2, 2018 - 193 Fed Cattle, 25 Veal, 6 Bull, 84 Cows & 149 Drop Calves**

	Price Range	Top		Price Range	Top
Choice steers	142.00-147.00	152.50	Good beef cows	60.00-70.00	85.00
Good steers	137.00-140.00		Good Holstein cows	55.00-65.00	
Choice heifers	141.00-146.00		D1 & D2 Cows	45.00-55.00	
Good heifers	135.00-140.00		D3 & D4 Cows	30.00-40.00	
Good Holstein veal	115.00-125.00	136.00	Choice drop calves	\$180.00-\$260.00/hd	\$475.00/hd
Plain & heavy veal	105.00-115.00		Good drop calves	\$120.00-\$175.00/hd	
Good beef bulls	87.00-100.00		Plain & Newborns	\$40.00-\$100.00/hd	
Good Hol bulls	83.50				

**At Renfrew Pontiac Livestock Ltd.: October 2, 2018 – 19 Replacement Calves, 106 Cows, 14 Bulls**

	Price Range	Top
Replacement Calves	75.00-120.00	180.00
Cows D1 & D2	70.00-82.00	100.00
Cows D3	64.00-69.00	
Cows D4	55.00-62.00	
Bulls	87.00-90.00	92.00

**At Aylmer Stockyards Inc.: October 3, 2018 – 12 stockers, 31 Veal, 180 Cows, 2 bulls, 54 Fed Cattle**

	Price Range	Average	Top
Fed heifers, dairy and dairy cross +1000 lbs	56.00-98.99	82.49	98.99
Cows	42.99-82.99	59.69	86.99
Veal over 600 lbs	97.99-131.00	110.80	131.00

**ONTARIO STOCKER & FEDER TRADE**

Stocker sale at **Brussels Livestock: September 28, 2018 – 1,752 Stockers**

Steers	Price Range	Average	Top	Heifers	Price Range	Average	Top
1000+	170.00-208.00	187.30	212.00	900+	145.00-164.00	156.46	165.00
900-999	194.25-211.00	202.02	214.00	800-899	163.00-193.50	179.24	193.50
800-899	198.00-219.75	210.90	219.75	700-799	159.00-188.00	178.43	190.00
700-799	190.00-223.50	206.70	223.50	600-699	172.00-200.00	184.91	200.00
600-699	205.00-229.00	220.13	250.00	500-599	167.00-215.50	193.52	222.00
500-599	209.50-252.00	229.36	265.00	400-499	152.00-230.00	190.34	260.00
400-499	217.00-259.00	242.40	266.00	300-399	216.00-232.00	223.78	232.00
399-	250.00-285.00	261.84	290.00				

Stocker sale at: **Community Livestock Exchange: October 2, 2018 – 206** Stockers

Steers	Price Range	Average	Top	Heifers	Price Range	Average	Top
<b>700-799</b>	138.99-219.49	179.29	219.49	<b>700-799</b>	147.99-178.00	166.79	178.00
<b>600-699</b>	139.99-231.99	196.19	231.99	<b>600-699</b>	131.00-189.99	169.79	189.99
<b>500-599</b>	142.50-254.99	225.49	254.99	<b>500-599</b>	125.00-195.99	165.99	195.99
<b>400-499</b>	144.99-275.00	247.69	275.00	<b>400-499</b>	122.50-220.00	176.49	220.00

Stocker sale at: **Keady Livestock Market: October 2, 2018 – 864** Stockers

Steers	Price Range	Average	Top	Heifers	Price Range	Average	Top
<b>1000+</b>	185.25-204.00	195.18	206.00	<b>900+</b>	167.50-189.00	181.55	189.00
<b>900-999</b>	196.00-210.00	207.17	210.00	<b>800-899</b>	190.00-200.00	196.55	200.00
<b>800-899</b>	212.00-230.25	222.51	230.25	<b>700-799</b>	193.00-212.50	202.45	212.50
<b>700-799</b>	210.00-236.00	227.13	237.00	<b>600-699</b>	165.00-212.00	191.11	212.00
<b>600-699</b>	212.50-235.00	223.53	235.00	<b>500-599</b>	167.50-195.00	182.73	206.00
<b>500-599</b>	230.00-240.00	234.45	242.00				

Stocker sale at: **Renfrew Pontiac Livestock: October 2, 2018 – 566** Stockers

Steers	Price Range	Average	Top	Heifers	Price Range	Average	Top
<b>700-799</b>	160.00-222.00	200.30	222.00	<b>800-899</b>	110.00-185.00	172.10	185.00
<b>600-699</b>	151.00-243.99	204.99	243.99	<b>700-799</b>	100.00-187.99	158.89	187.99
<b>500-599</b>	161.00-260.00	233.49	260.00	<b>600-699</b>	100.00-186.00	157.69	186.00
<b>400-499</b>	172.50-272.50	247.69	272.50	<b>500-599</b>	129.00-222.50	197.79	222.50
<b>399-</b>	175.00-289.99	237.69	289.99	<b>400-499</b>	130.00-231.00	204.99	231.00
				<b>300-399</b>	155.00-233.00	212.19	233.00

Stocker sale at **Ontario Livestock Exchange: October 3, 2018 – 866** Stockers

Steers	Price Range	Average	Top	Heifers	Price Range	Average	Top
<b>1000+</b>	182.00-209.50	193.87	209.50		Not enough sold		
<b>900-999</b>	187.50-216.00	197.57	216.00		to establish a		
<b>800-899</b>	195.00-230.00	219.03	230.00		market		
<b>700-799</b>	206.00-223.00	219.92	223.00				

Stocker sale at: **Ontario Livestock Exchange, October 4, 2018– 500** Stockers

Steers	Price Range	Average	Top	Heifers	Price Range	Average	Top
<b>1000+</b>	145.00-180.00	163.93	180.00	<b>900+</b>	96.00-157.50	131.10	157.50
<b>900-999</b>	180.00-194.00	186.86	200.00	<b>800-899</b>	132.00-147.50	140.60	147.50
<b>800-899</b>	179.00-212.00	197.60	212.00	<b>700-799</b>	137.50-172.50	155.66	172.50
<b>700-799</b>	172.00-214.00	189.90	226.50	<b>600-699</b>	135.00-180.00	160.00	180.00
<b>600-699</b>	182.50-219.00	201.74	245.00	<b>500-599</b>	147.50-176.50	167.23	186.00
<b>500-599</b>	170.00-222.50	198.82	230.00	<b>400-499</b>	130.00-191.00	153.31	191.00
<b>400-499</b>	145.00-255.00	222.86	255.00	<b>299-</b>	147.50-270.00	197.00	270.00

Stocker sale at: **Ontario Stockyards Inc. – October 4, 2018– 642** Stockers

Steers	Price Range	Average	Top	Heifers	Price Range	Average	Top
<b>1000+</b>	110.00-176.00	134.55	176.00	<b>800-899</b>	162.00-180.00	174.60	180.00
<b>900-999</b>	170.00-190.50	182.97	190.50	<b>700-799</b>	140.00-184.50	170.77	184.50
<b>800-899</b>	170.00-196.00	185.06	214.00	<b>600-699</b>	130.00-184.00	165.14	201.00
<b>700-799</b>	170.00-213.00	192.46	226.00	<b>500-599</b>	142.00-191.00	167.88	191.00
<b>600-699</b>	194.50-221.00	205.99	227.00	<b>400-499</b>	134.00-202.50	171.98	247.00
<b>500-599</b>	200.00-260.00	224.82	260.00	<b>300-399</b>	135.00-220.00	182.10	265.00
<b>400-499</b>	235.00-255.00	244.65	255.00	<b>299-</b>	115.00-250.00	202.55	250.00
<b>399-</b>	217.50-267.50	241.94	267.50				

Stocker sale at: **Ottawa Livestock Exchange, October 4, 2018– 183** Stockers

<b>Steers</b>	<b>Price Range</b>	<b>Average</b>	<b>Top</b>	<b>Heifers</b>	<b>Price Range</b>	<b>Average</b>	<b>Top</b>
<b>600-699</b>	170.00-246.00	209.64	246.00	<b>600-699</b>	166.00-188.00	176.80	192.51
<b>500-599</b>	186.00-257.00	234.12	257.00	<b>500-599</b>	152.00-205.00	176.00	205.00
<b>400-499</b>	208.00-260.00	238.66	260.00	<b>400-499</b>	167.00-226.00	206.68	226.00
<b>399-</b>	222.00-272.00	253.46	272.00	<b>300-399</b>	170.00-217.00	191.57	217.00

**ONTARIO STOCKER & FEEDER TRADE SPECIAL FALL STOCKER SALES**

Stocker sale at: **Cargill Auction Market: September 28, 2018 – 959** Stockers

<b>Steers</b>	<b>Price Range</b>	<b>Top</b>	<b>Heifers</b>	<b>Price Range</b>	<b>Top</b>
<b>1000+</b>	200.00-205.00	207.50	<b>900+</b>	185.00-190.00	191.00
<b>900-999</b>	200.00-210.00	215.50	<b>800-899</b>	195.00-202.00	203.50
<b>800-899</b>			<b>700-799</b>	200.00-205.00	207.00

Top quality grass steers and heifers sold at higher prices.

Stocker sale at **Keady Livestock Market, September 28, 2018: 1,277** stockers

<b>Steers</b>	<b>Price Range</b>	<b>Average</b>	<b>Top</b>	<b>Heifers</b>	<b>Price Range</b>	<b>Average</b>	<b>Top</b>
<b>1000+</b>	192.50-211.75	205.78	212.75	<b>800-899</b>	190.00-194.00	191.92	194.00
<b>900-999</b>	210.00-217.00	212.77	219.50				
<b>800-899</b>	218.25-227.75	222.05	227.75				
<b>700-799</b>	222.50-231.75	227.67	231.75				

Grass yearling sale, selling on an overnight stand! All weights and classes sold at fully steady prices.

Stocker sale at **Rainy River Cattlemen’s Sale- Stratton: September 29, 2018 – 1,501** stockers, **185** cows

<b>Steers</b>	<b>Price Range</b>	<b>Average</b>	<b>Top</b>	<b>Heifers</b>	<b>Price Range</b>	<b>Average</b>	<b>Top</b>
<b>1000+</b>	100.00-173.99	154.69	173.99	<b>900+</b>	80.00-174.50	167.19	174.50
<b>900-999</b>	156.00-178.99	178.89	187.99	<b>800-899</b>	160.00-181.00	175.69	181.00
<b>800-899</b>	136.00-204.00	184.00	204.00	<b>700-799</b>	178.00-191.99	184.29	191.99
<b>700-799</b>	150.00-220.00	209.20	220.00	<b>600-699</b>	176.00-191.99	186.09	191.99
<b>600-699</b>	151.00-229.99	212.69	229.99	<b>500-599</b>	144.99-225.99	196.29	225.99
<b>500-599</b>	139.99-260.00	225.19	260.00	<b>400-499</b>	169.99-225.49	206.40	225.49
<b>400-499</b>	169.99-285.99	247.59	285.99	<b>300-399</b>	200.00-229.99	220.50	229.99
<b>399-</b>	197.99-329.00	274.50	329.00	<b>299-</b>	222.99-235.99	230.39	235.99
				<b>Bulls 1600+</b>	73.99-106.29	97.49	106.29
<b>Cows</b>	50.00-99.49	76.40	121.99	<b>Bulls 1600 -</b>	58.99-100.00	84.99	128.00

Cows and bulls sold on a good demand at strong prices. A good quality offering of stocker and feeder cattle sold actively at higher prices.

Stocker sale at **Maple Hill Auctions Ltd: October 1, 2018 - 412** stockers

<b>Steers</b>	<b>Price Range</b>	<b>Average</b>	<b>Top</b>	<b>Heifers</b>	<b>Price Range</b>	<b>Average</b>	<b>Top</b>
<b>1000+</b>	189.00-194.00	191.50	195.00				
<b>900-999</b>	208.50-213.00	210.54	213.00				
<b>800-899</b>	220.00-227.25	225.61	227.25				

Stocker sale at **Ontario Stockyards Inc, October 2, 2018 - 603** stockers – Special Fall Yearling Sale

<b>Steers</b>	<b>Price Range</b>	<b>Average</b>	<b>Top</b>	<b>Heifers</b>	<b>Price Range</b>	<b>Average</b>	<b>Top</b>
<b>1000+</b>	204.00-208.75	206.53	208.75	<b>900+</b>	159.00-177.00	168.63	185.00
<b>900-999</b>	203.50-211.75	207.60	212.50	<b>800-899</b>	175.00-198.75	194.30	198.75
<b>800-899</b>	210.25-226.50	213.85	226.50	<b>700-799</b>	189.00-215.00	202.86	215.00
<b>700-799</b>	217.50-232.50	224.24	235.50	<b>600-699</b>	181.00-219.50	211.49	219.50
<b>600-699</b>	229.50-237.50	231.32	237.50	<b>500-599</b>	167.50-199.00	183.02	199.00

A good active, strong sale with prices fully steady to \$5.00 cwt higher.

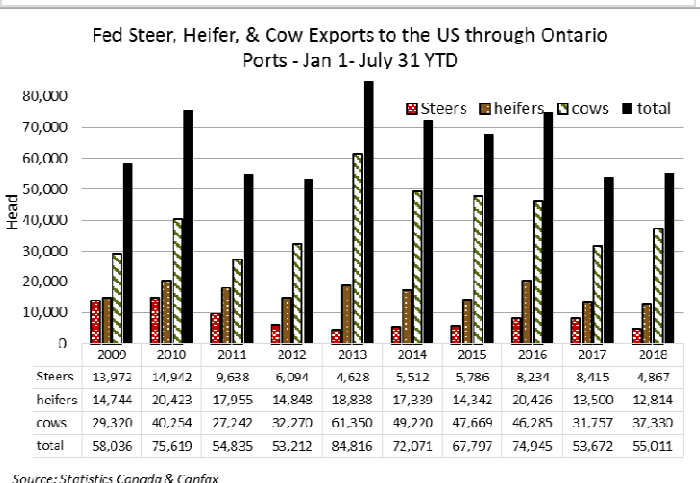
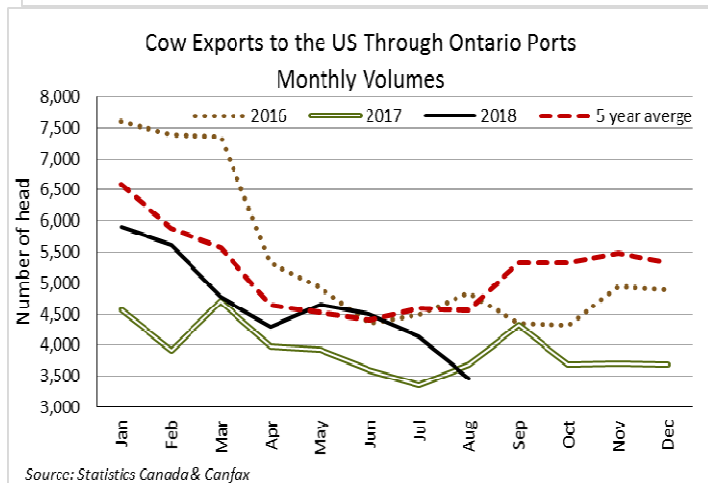
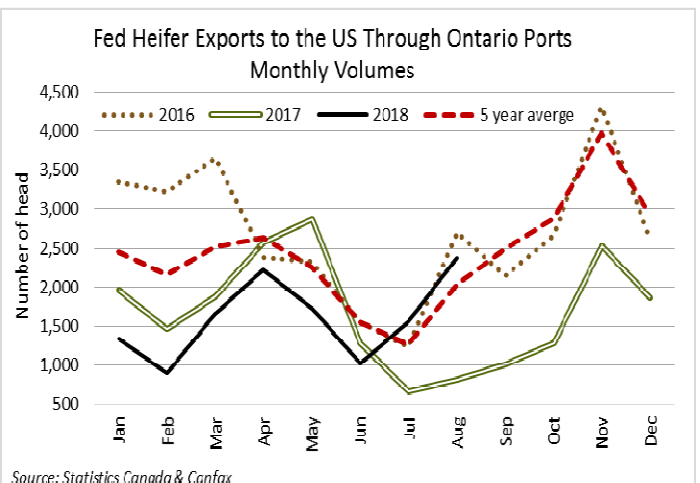
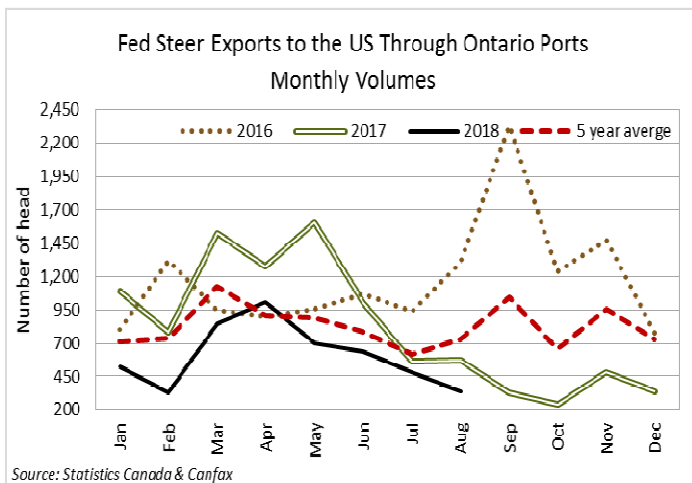
tocker sale at: **Kawartha Lakes Community Sale Barn, October 3, 2018 - 701 Stockers**

Steers	Price Range	Average	Top	Heifers	Price Range	Average	Top
1000+	146.00-206.00	199.68	206.00	900+	62.00-194.00	147.37	194.00
900-999	198.00-212.00	205.67	212.00	800-899	152.50-191.25	179.25	191.25
800-899	192.50-219.00	211.53	219.00	700-799	140.00-210.00	183.61	210.00
700-799	160.00-221.00	205.87	221.00	600-699	178.00-215.00	192.71	215.00
600-699	140.00-226.00	197.64	226.00	500-599	150.00-211.00	191.34	211.00
500-599	109.00-257.50	207.77	257.50	400-499	130.00-259.00	196.34	259.00
400-499	230.00-277.00	246.42	277.00	300-399	185.00-261.00	239.20	261.00

Good grass yearly steers weighing 950 brought \$2.04 - \$2.06/lb and 1080 weights brought \$1.96 - \$2.00/lb. Heifers weighing 700-800 brought \$1.85-\$2.00/lb. Char Calves weighing 480-580 brought \$2.40 - \$2.70/lb, and Heifer calves brought \$2.00 - \$2.30/lb.

### LIVE CATTLE EXPORTS-ONTARIO

	Week ending Sept 15, 2018	Week ending Sept 8, 2018	Year to Date
<b>Total live slaughter cattle exported from Ontario to the U.S.</b>	<b>2,110</b>	<b>2,177</b>	<b>82,113</b>
<b>Steers &amp; Heifers &amp; Cows</b>	<b>1,907</b>	<b>2,009</b>	<b>70,874</b>
<b>Bulls</b>	<b>203</b>	<b>168</b>	<b>11,239</b>



### QUEBEC ELECTRONIC AUCTION MARKET (F.O.B. THE FEEDLOT)

	Price	Change from Last Week
For the week ending October 4, 2018	236.00-238.25	+0.30

### ALBERTA DIRECT TRADE

For the week ending Thursday, October 4, 2018

<b>Steers</b>	Live FOB	150.50-152.50	Rail FOB	247.00-251.50
<b>Heifers</b>	Live FOB	150.00	Rail FOB	247.00-251.50

### U.S. TRADE (U.S. funds)

For the week Ending Thursday, October 4, 2018

<b>Choice and Select Steers and Heifers:</b>	Live	109.00-112.00
	Rail	174.00-175.00

### AVERAGE CARCASS WEIGHTS – CANADA

	<b>Steers</b>	<b>Heifers</b>
<b>Sept 29, 2018</b>	930	844
<b>Sept 22, 2018</b>	923	52
<b>Sept 30, 2017</b>	922	841

### FEDERALLY INSPECTED CANADIAN PROCESSING

	<i>Week Ending</i> <i>Sept 29, 2018</i>	<i># of hd change from</i> <i>week ago</i>	<i>YTD</i>	<i>% Change</i> <i>(Week Ago)</i>	<i>% Change</i> <i>(Year Ago)</i>
<b>Grand Total</b>	59,873	-4,404	2,245,894	-7%	+7%
<b>Western Slaughter</b>	47,034	-4,276	1,755,652	-8%	+7%
<b>Eastern Slaughter</b>	12,839	-128	490,242	-1%	+4%

### USDA ESTIMATED CATTLE PROCESSING VOLUME

	<i>Week Ending</i> <i>October 6, 2018</i>	<i>Previous Week</i>	<i>Year Ago</i>
<b>Grand Total</b>	643,000	650,000	636,000

### CANADIAN BOXED BEEF CUT-OUT VALUES

<i>Week Ending</i>	<b>AAA</b>	<b>AA</b>
August 24, 2018	2.6689	2.5916
August 17, 2018	2.6793	2.5755
August 10, 2018	2.6994	2.5814

### U.S. BOXED BEEF CUT-OUT VALUES (U.S. funds)

	<b>Choice</b> <b>600-900</b>	<b>Select</b> <b>600-900</b>
<b>Current Five Day Average:</b>	204.43	193.27

### LIVE CATTLE – CANADA

<b>IMPORTS</b>	<i>Import % change</i> <i>from 2017 YTD</i>	<b>EXPORTS</b>	<i>Export % change</i> <i>from 2017 YTD</i>		
<i>Jan 1- July 31/18</i>		<i>Jan 1- Sep 22/18</i>			
Pure bred	3,907	+9%	Slaughter steers & heifers & cows	270,642	-19%
Non-pure bred	75,622	+114%	Feeder cattle & calves	153,880	+56%
			Bulls	32,845	-18%

### BEEF EXPORTS – CANADA

	<b>United States</b> <i>Jan 1- July 31/18</i>	<i>Change from last year YTD</i>	<b>Mexico</b> <i>Jan 1- July 31/18</i>	<i>Change from last year YTD</i>
<b>Total</b>	166,048 tonnes	+7% or +10,616 tonnes	8,637 tonnes	-12% or -1,150 tonnes

**BEEF PRODUCTION – CANADA**

	<i>Jan 1 – Sept 29/18</i>	<i>Last Year Same Time</i>	<i>% Change</i>
Fed	733,564 tonnes	695,294 tonnes	+6%
Non-fed	127,095 tonnes	112,106 tonnes	+13%

**BEEF IMPORTS – CANADA**

	<i>Jan 1 – Sept 29/18</i>	<i>Last Year Same Time</i>	<i>% Change</i>
United States	91,373 tonnes	91,908 tonnes	-1%
Non-NAFTA	35,179 tonnes	35,300 tonnes	+0%
EU-28 (beef/veal total)	1,434 tonnes	1,622 tonnes	-12%
Total	134,429 tonnes	135,549 tonnes	+1%

**CHICAGO MERCANTILE EXCHANGE**

Closing quotes on futures today were as follows:

<b>Live Cattle</b>		<b>Feeder Cattle</b>		<b>Corn</b>		<b>Soybeans</b>		<b>Canadian \$</b>	
<b>Oct</b>	113.80 +0.17	<b>Oct</b>	157.77 +0.80	<b>Dec</b>	3.682 +0.6	<b>Nov</b>	8.690 +9.6	<b>Spot</b>	77.28 -0.08
<b>Dec</b>	118.15 -0.22	<b>Nov</b>	158.22 +0.47	<b>Mar</b>	3.800 +0.6	<b>Jan</b>	8.824 +9.4	<b>Dec</b>	77.38 -0.09
<b>Feb</b>	122.52 -0.05	<b>Jan</b>	154.37 -0.12	<b>May</b>	3.870 +0.4	<b>Mar</b>	8.942 +8.2	<b>Mar</b>	77.51 -0.09
<b>Apr</b>	123.60 -0.10	<b>Mar</b>	153.45 +0.07	<b>Jul</b>	3.922 +0.4	<b>May</b>	9.074 +8.0	<b>Jun</b>	77.62 -0.09
<b>Jun</b>	116.65 +0.32	<b>Apr</b>	153.97 +0.22	<b>Sep</b>	3.954 +0.4	<b>Jul</b>	9.190 +8.0	<b>Sep</b>	77.73 -0.09
<b>Aug</b>	114.67 +0.20	<b>May</b>	153.85 +0.30	<b>Dec</b>	4.004 +0.2	<b>Aug</b>	9.232 +7.4	<b>Dec</b>	77.83 -0.08

Beef Farmers of Ontario, 130 Malcolm Road, Guelph, ON N1K 1B1 Phone: (519) 824-0334 Fax: (519) 824-9161 or email: [markets@ontariobeef.com](mailto:markets@ontariobeef.com)

**OBCFPP LICENCE CHANGES**

**Now Licenced: Abattoir**

Milton Fresh Halal Meat Packers Inc., o/a First Choice Fresh Halal Meat, 5593 Highway #25, Milton, ON L9T 2X5

**UPCOMING ONTARIO AUCTION MARKETS SPECIAL FALL SALES**

Oct 6	10:00 am	Brussels Livestock	4 H Show & Sale
Oct 6	11:00 am	Denfield Livestock Exchange	Vaccinated Stocker & Bred Cow, Cow/Calf Pair Sale
Oct 11	11:00 am	Ontario Stockyards Inc	CDN Hereford Assoc., Leeds/Grenville Calf Sale
Oct 12	9:00 am	Keady Livestock Market	Grass Yearling Sale- Overnight Stand
Oct 12	12:00 pm	Temiskaming Livestock Sales	Fall Calf & Yearling Sale
Oct 13	10:00 am	Thessalon- Algoma Co-operative Sales	Calf Sale
Oct 13	1:00 pm	Maple Hill Auctions	Bluewater Angus Sale
Oct 17	10:00 am	Kawartha Lakes Community Sale Barn	Fall Stocker Sale
Oct 17	7:00 pm	Brussels Livestock	Bred Cow & Cow/Calf Pair Sale
Oct 19	9:00 am	Keady Livestock Market	Grass Yearling Sale- Overnight Stand
Oct 19	11:00 am	Community Livestock Exchange (Hoards)	Quinte Cattlemen’s Stocker Sale
Oct 20	8:30 am	Rainy River Cattlemen’s Sale- Stratton	Later Season Calves, Yearlings, Cows etc
Oct 20	11:00 am	Denfield Livestock Exchange	Vaccinated Stocker & Bred Cow, Cow/Calf Pair Sale
Oct 20	1:00 pm	Maple Hill Auctions Ltd	“Uppin The Ante” Charolais Sale
Oct 21	1:00 pm	Maple Hill Auctions Ltd	Ontario Shorthorn Sale
Oct 23	11:00 am	Ontario Stockyards Inc	Special Fall Yearling Sale
Oct 24	10:00 am	Kawartha Lakes Community Sale Barn	Fall Stocker Sale
Oct 25	10:00 am	Grey Bruce Livestock Co-op- Wiarton	Calf Sale and Stocker Sale
Oct 26	10:00 am	Brussels Livestock	Vaccinated Stocker & Hereford Influence (in reg sale)
Oct 26	7:00 pm	Cargill Auction Market	Local Calf Sale
Oct 27	9:00 am	Keady Livestock Market	Bruce Peninsula Calf Club Sale- presorted
Oct 27	1:00 pm	Maple Hill Auctions Ltd	Vancise Hereford/Red Angus Sale

### **Comments for the week ending October 4, 2018**

Larger receipts of fed steers and heifers sold through auction markets this week totaling 329 head, up 106 from last week and 39 more than the same week last year. Fed steers sold from \$124.81-\$146.89 averaging \$138.35 up \$4.48 from last week and \$7.83 higher than year ago prices. Heifers traded from \$120.68-\$141.83 averaging \$133.06 up \$1.18 from last week and \$6.74 stronger than last year at this time. Auction market reports started out as steady to \$2.00-\$3.00 higher on an active trade, with fewer fancy cattle noted. As the week progressed, trade was mostly steady on the better quality kinds and ended the week with firm prices.

Ontario railgrade prices this week were reported at \$238.00 dressed for steers and \$237.00 for heifers, holding fully steady for the entire week. Average prices this week are up \$1.50 from last week and \$16.25 above this time last year. Delivery of the cattle sold was reported for the weeks of October 15<sup>th</sup> to 22<sup>nd</sup>. The Canadian Boxed Beef Report by Kevin Grier, reports spot one week Canadian product availability as: "Buyers should be able to find most products that they need on the spot market, given the large production levels in both Canada and the United States. Those in need of spot loads however are not going to be able to work prices much lower than asking prices. There is going to be deals to be had, however on short term ribs and grinds." Kevin notes that beef featuring this week in Canada was average, however he reports that "price points were attractive."

Much larger receipts of cows were sold through auction markets this week, totaling 2,767 head, up 532 from last week and 1,076 more than the same week last year. Cows sold from \$45.88-\$69.98 averaging \$56.92 down \$2.84 from last week and \$16.35 below year ago prices. This week's average price is the lowest weekly weighted average price since the week ending November 9, 2017. Auction markets reported trade from barely steady to easier, but as the week progressed, trade was under pressure with prices anywhere from \$3.00-\$5.00 cwt lower, at least.

There were 87% more stocker and feeder cattle sold through auction markets this week compared to last week. 10,050 head were sold which is up 4,686 head from last week and 1,951 more than the same week last year. This week included six special fall sales with most cattle vaccinated. Auction markets reported a good demand with active trading across the board. Calves were reported as fully steady, with the good quality calves strong and up \$5.00 in spots and one report of \$5.00-\$10.00 higher on good steer calves. Yearlings were trading fully steady for the most part, with a couple of reports of prices up \$2.00-\$5.00 cwt. Actual average prices this week for steers 400-500 lbs averaged \$8.33 stronger than last week, 500-600 lbs up \$0.67, 600-700 lbs up \$0.05, 700-800 lbs up \$9.07, 800-900 lbs up \$8.18, 900-1000 lbs up \$5.42 and steers 1000 lbs and over averaged \$8.34 higher than last week's weighted average prices. Heifers 300-400 lbs were up \$16.12 from last week, 400-500 lbs up \$6.16, 500-600 lbs up \$11.46, 600-700 lbs down \$1.36, 700-800 lbs down \$4.51, 800-900 lbs up \$9.03 and heifers 900 lbs and over averaged \$2.52 lower than last week, on average.

The Quebec electronic market this week ranged from \$236.00-\$238.25 dressed, up \$0.30 from last week on average.

Alberta direct trade was reported as active this week with stronger prices. Canfax reported live sales from \$150.00-\$152.50 picked up, with steers averaging \$151.85 up \$3.53 and heifers 150.00 up \$1.39 from last week. Dressed deals ranged from \$251.50-\$253.00 delivered, up \$2.00-\$3.00. Canfax reports "Higher prices week over week and stronger basis levels did encourage producers to market cattle."



US cash cattle trade for the week ending September 28th, was light to moderate with sales in the north trickling in most of the week, while the south did not get going until Friday. The USDA Mandatory Price Report for last week's trade listed live sales for the week from \$108.00-\$112.00, with steers averaging \$110.65 up \$0.04 while heifers averaged \$110.79 up \$0.15. On the rail steers and heifers sold from \$172.00-\$176.00 dressed, with steers averaging \$173.82 down \$0.83, while heifers averaged \$173.96 down \$0.88 from the previous week on average.

This week, on Wednesday At the Fed Cattle Exchange online auction there were 358 head on offer, in 6 lots all with delivery in 1-9 days. Asking prices were from \$111.00-\$112.00, with only one lot receiving a bid at \$111.00 which was passed by the seller, leaving the market untested. On the cash trade, this week a few cattle have sold in Iowa early week at \$112.00 live, up \$1.00 on average, but not enough sold to establish a market trend. On Thursday a light trade developed in the north at mostly \$175.00 dressed, up \$1.00 from last week's weighted average price, while the south saw a couple of sales from \$110.00-\$111.00 live which is steady to slightly lower than last week. Today, bids in the south are at \$111.00 live while northern bids are from \$174.00-\$175.00 dressed and \$111.00 live. Asking prices are holding at \$113.00-\$114.00 live in the south and \$178.00 plus dressed in the north. Sooner or later, one side is going to have to budge if the cattle are going to sell this week.