



## Weekly Market Information Report for the week ending Thursday October 11, 2018

The following information is collected from various sources and disseminated by Beef Farmers of Ontario.

### ONTARIO DIRECT TO PACKER RAILGRADE CATTLE TRADE

Prices are on a carcass weight basis before grade and weight discounts. Weekly Range:

A Grade Steers 238.00-244.00

A Grade Heifers 237.00-243.00

### ONTARIO LIVE CATTLE TRADE

Ontario auction sales this week saw weighted average price ranges for:

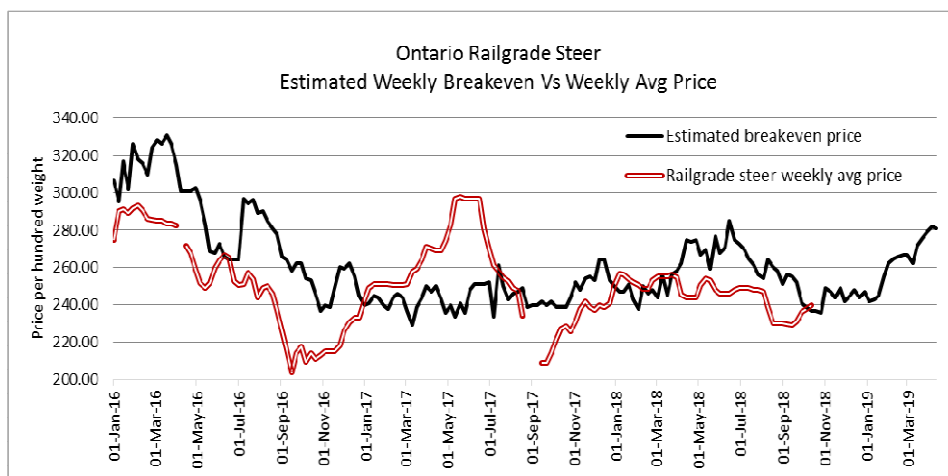
FED CATTLE	Volume	Price Range	Average	Top	Last Week Avg
Large Frame Steers +1250	69	124.29-141.17	135.70	143.75	139.51
Medium Frame Steers +1250	41	116.24-141.29	130.48	148.00	137.98
Large & Medium Frame Steers +1250	110	122.53-143.99	134.72	148.00	138.35
Large Frame Heifers +1000	83	116.08-138.92	130.58	143.50	135.46
Medium Frame Heifers +1000	48	112.64-134.53	124.81	145.00	127.48
Large & Medium Frame Heifers +1000	131	113.31-138.46	128.85	145.00	133.06
Cows - All Weights	2,192	43.53-65.80	53.93	114.99	56.92
Bulls - All Weights	118	72.96-97.19	83.54	139.99	85.33

### STOCKERS - Large and Medium Frame

STEERS	Volume	Price Range	Average	Top	Last Week Avg
1000+	1,014	175.17-200.85	185.73	211.50	194.39
900-999	867	196.58-214.65	206.23	218.00	206.47
800-899	859	201.91-217.99	211.45	225.00	214.71
700-799	431	176.66-218.73	204.47	232.00	214.94
600-699	585	173.40-227.96	207.58	242.00	212.41
500-599	687	189.74-251.30	229.37	266.00	226.32
400-499	489	202.99-266.16	241.34	285.00	243.78
-399	176	207.38-278.72	249.48	297.50	237.93
HEIFERS	Volume	Price Range	Average	Top	Last Week Avg
+900	445	141.62-170.44	156.00	194.50	157.68
800-899	356	169.56-200.88	183.16	207.50	186.06
700-799	382	162.92-198.66	182.42	209.00	179.76
600-699	326	156.15-201.39	181.82	212.50	181.63
500-599	456	149.67-209.67	185.93	234.00	188.79
400-499	437	170.07-235.85	206.06	247.00	194.44
300-399	166	172.05-233.14	211.98	272.50	212.02
-299	27	154.22-215.29	176.80	285.00	198.43

At Kawartha Lakes Co-op Auction Market: October 6, 2018 – 95 cows, 3 bulls, 49 veal, 31 stockers

	Price Range	Average	Top
Cows	43.00-67.00	51.39	71.00
Veal 600 lbs +	60.00-125.00	88.21	125.00
Veal calves 125- lbs	42.10-140.00	76.29	140.00



The information provided on this report is based on weighted averages for actual data collected. Input costs are a guideline only and will vary from producer to producer. BFO does not take any responsibility and accepts no legal liability arising from or connected to damages or losses experienced by producers when using this information. This is to be used at your own risk.

**Denfield Livestock Exchange Inc., October 9, 2018 - 74 Fed Cattle, 27 Veal, 6 Bull, 69 Cows & 144 Drop Calves**

	Price Range	Top		Price Range	Top
Choice steers	138.00-143.00	170.00	Good beef cows	60.00-70.00	
Good steers	132.00-137.00		Good Holstein cows	60.00-70.00	
Choice heifers	140.00-145.00	155.50	D1 & D2 Cows	50.00-60.00	
Good heifers	132.00-138.00		D3 & D4 Cows	40.00-50.00	
Good Holstein veal	120.00-130.00	134.50	Choice drop calves	\$160.00-\$250.00/hd	\$460.00/hd
Plain & heavy veal	100.00-115.00		Good drop calves	\$75.00-\$150.00/hd	
Good beef bulls	80.00-93.00		Plain & Newborns	\$20.00-\$60.00/hd	
Good Hol bulls	63.00-70.00				

**At Aylmer Stockyards Inc.: October 10, 2018 – 8 stockers, 59 Veal, 160 Cows, 12 Fed Cattle**

	Price Range	Average	Top
Fed heifers, dairy and dairy cross +1000 lbs	71.99-95.99	87.39	95.99
Cows	34.99-73.99	55.70	97.99
Veal over 600 lbs	77.00-160.00	115.30	160.00

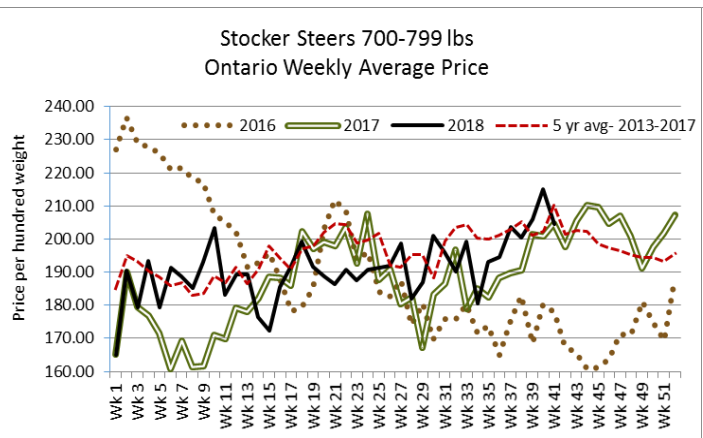
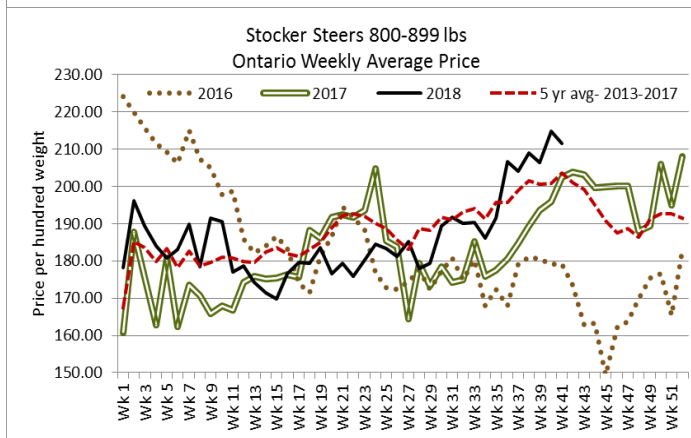
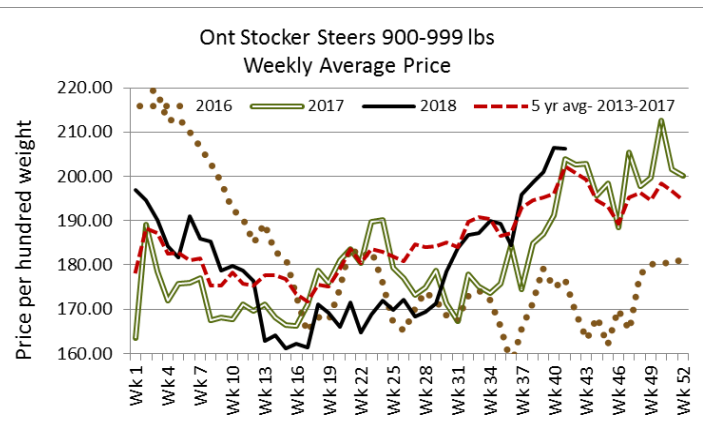
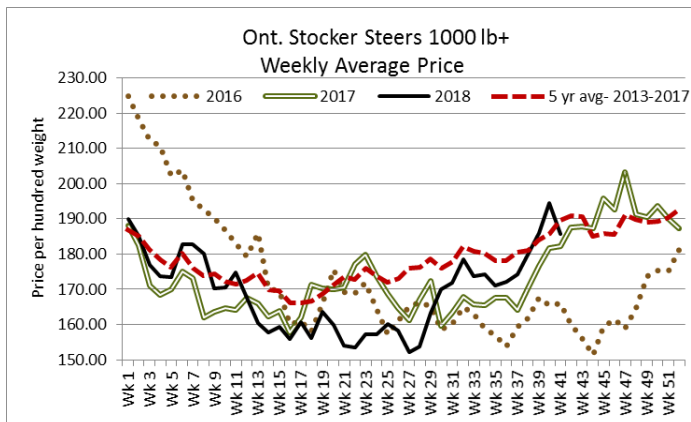
**ONTARIO STOCKER & FEEDER TRADE**

Stocker sale at **Brussels Livestock: October 5, 2018 – 2,026 Stockers**

Steers	Price Range	Average	Top	Heifers	Price Range	Average	Top
1000+	169.75-211.50	189.17	211.50	900+	147.50-171.00	159.68	182.00
900-999	185.00-213.00	200.67	213.00	800-899	163.50-207.50	179.44	207.50
800-899	205.00-220.50	213.04	220.50	700-799	167.50-205.50	185.24	209.00
700-799	202.00-229.50	220.52	232.00	600-699	176.00-200.00	190.45	200.00
600-699	165.00-221.00	201.00	230.00	500-599	172.00-231.00	200.34	231.00
500-599	220.00-260.00	245.93	262.00	400-499	195.00-247.00	223.26	247.00
400-499	225.00-268.50	257.56	268.50	300-399	190.00-238.00	226.10	245.00
399-	240.00-282.00	260.58	282.00	299-	195.00-225.00	202.00	240.00

Stocker sale at **Vankleek Hill Livestock Exchange: October 8, 2018 – 108 Stockers**

Steers	Price Range	Average	Top	Heifers	Price Range	Average	Top
800-899	146.00-194.00	161.61	194.00	500-599	166.00-214.00	189.20	214.00
700-799	148.00-178.00	162.46	178.00	400-499	132.00-222.00	189.84	222.00
600-699	204.00-242.00	215.45	242.00	300-399	190.00-222.00	198.75	222.00
500-599	180.00-252.00	214.08	252.00				
400-499	212.00-262.00	237.12	262.00				
399-	236.00-252.00	242.31	252.00				



Stocker sale at: **Community Livestock Exchange: October 9, 2018 – 251 Stockers**

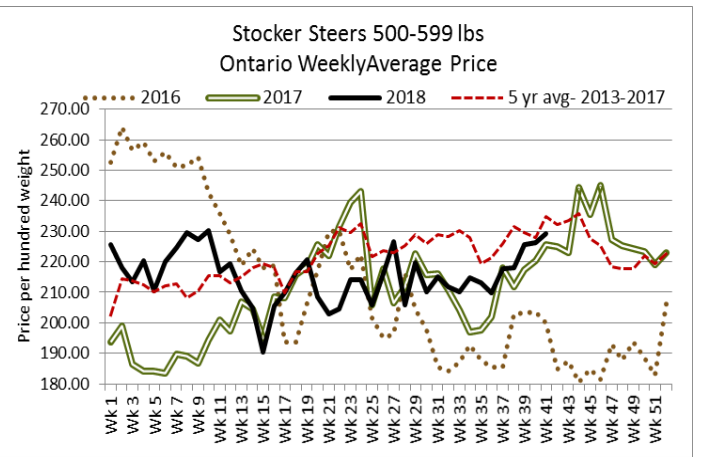
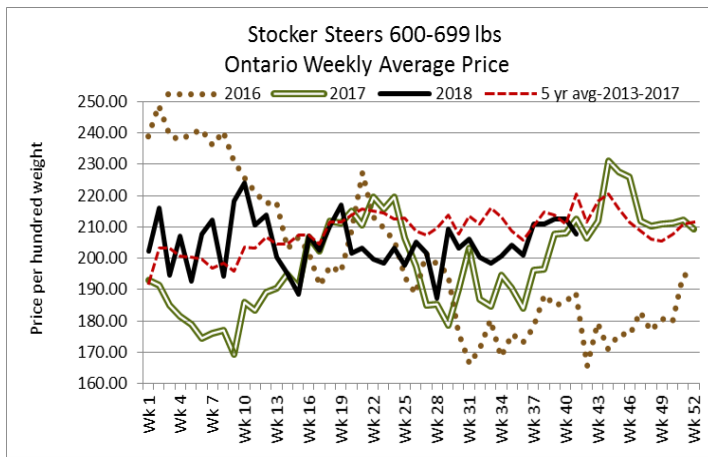
Steers	Price Range	Average	Top	Heifers	Price Range	Average	Top
<b>700-799</b>	102.00-224.00	179.09	224.00	<b>700-799</b>	125.00-172.50	163.10	172.50
<b>600-699</b>	139.99-237.00	209.10	237.00	<b>600-699</b>	135.00-187.99	161.00	187.99
<b>500-599</b>	160.00-252.00	231.99	252.00	<b>500-599</b>	119.99-202.00	178.40	202.00
<b>400-499</b>	185.00-279.99	239.69	279.99	<b>400-499</b>	117.50-229.99	188.10	229.99
<b>399-</b>	229.99-252.49	241.69	252.49	<b>300-399</b>	160.00-200.00	179.29	200.00

Stocker sale at: **Keady Livestock Market: October 9, 2018 – 779 Stockers**

Steers	Price Range	Average	Top	Heifers	Price Range	Average	Top
<b>1000+</b>	157.50-174.50	172.80	174.50	<b>900+</b>	132.50-184.00	162.35	184.00
<b>900-999</b>	183.50-214.75	201.50	214.75	<b>800-899</b>	175.00-201.50	189.40	201.50
<b>800-899</b>	204.00-221.00	216.64	221.00	<b>700-799</b>	184.00-208.75	202.68	208.75
<b>700-799</b>	191.00-228.50	219.63	228.50	<b>600-699</b>	167.50-209.50	194.52	209.50
<b>600-699</b>	205.00-238.00	224.17	238.00	<b>500-599</b>	175.00-213.00	194.72	213.00
<b>500-599</b>	203.00-247.00	232.82	259.00	<b>400-499</b>	187.50-212.50	200.33	212.50
<b>400-499</b>	257.00-275.00	262.93	275.00	<b>300-399</b>	125.00-222.50	184.80	222.50
<b>399-</b>	241.00-260.00	251.30	285.00				

Stocker sale at: **Renfrew Pontiac Livestock: October 9, 2018 – 508 Stockers**

Steers	Price Range	Average	Top	Heifers	Price Range	Average	Top
<b>900-999</b>	112.50-194.99	177.49	194.99	<b>800-899</b>	179.00-15 hd		
<b>800-899</b>	204.99-206.99	206.59	206.99	<b>700-799</b>	151.00-179.00	169.99	179.00
<b>700-799</b>	130.00-220.99	206.59	220.99	<b>600-699</b>	114.99-202.99	178.40	202.99
<b>600-699</b>	130.00-231.99	203.29	231.99	<b>500-599</b>	132.49-225.00	200.80	225.00
<b>500-599</b>	164.99-245.00	226.29	245.00	<b>400-499</b>	160.00-237.50	206.09	237.50
<b>400-499</b>	170.99-270.00	250.89	270.00	<b>300-399</b>	180.00-220.99	201.39	220.99
<b>399-</b>	194.99-297.50	260.19	297.50	<b>299-</b>	170.99-229.99	195.19	229.99



Stocker sale at **Ontario Livestock Exchange: October 10, 2018 – 592 Stockers**

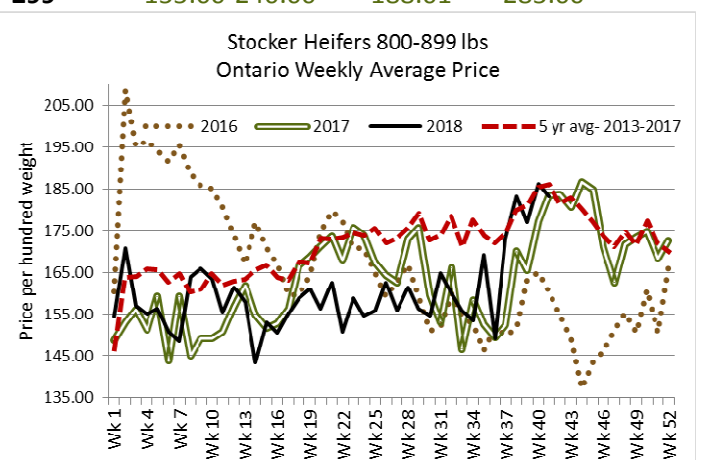
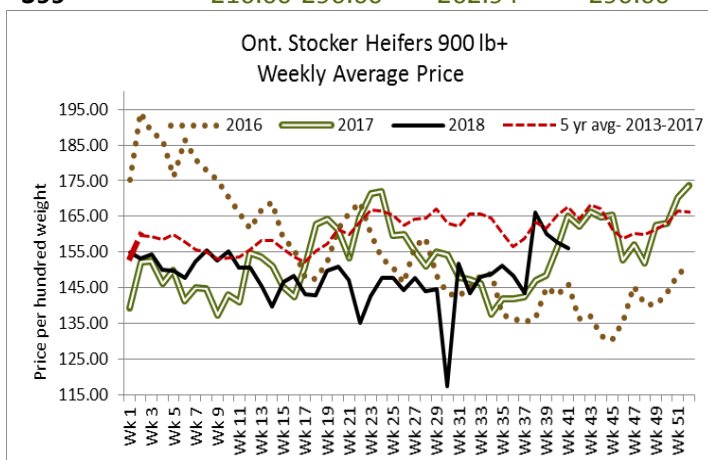
Steers	Price Range	Average	Top	Heifers	Price Range	Average	Top
1000+	166.00-198.00	177.73	198.00	900+	158.00-167.00	163.67	167.00
900-999	184.00-213.00	199.37	213.00				
800-899	193.00-210.00	205.72	210.00				
700-799	176.00-212.00	194.00	212.00				

Stocker sale at: **Ontario Livestock Exchange, October 11, 2018– 359 Stockers**

Steers	Price Range	Average	Top	Heifers	Price Range	Average	Top
1000+	107.50-148.00	128.35	148.00	900+	115.00-145.00	125.75	158.00
900-999	146.00-181.00	152.63	181.00	800-899	127.50-157.50	147.08	157.50
800-899	142.50-197.00	172.43	197.00	700-799	124.00-167.50	150.92	167.50
700-799	106.00-175.00	134.50	195.00	600-699	95.00-167.50	125.00	167.50
600-699	125.00-187.50	160.64	223.00	500-599	122.00-157.50	142.26	170.00
500-599	122.50-205.00	174.64	215.00	400-499	150.00-217.00	196.44	217.00
400-499	135.00-217.50	171.35	242.50	300-399	117.50-197.50	164.72	197.50
399-	150.00-265.00	197.50	265.00				

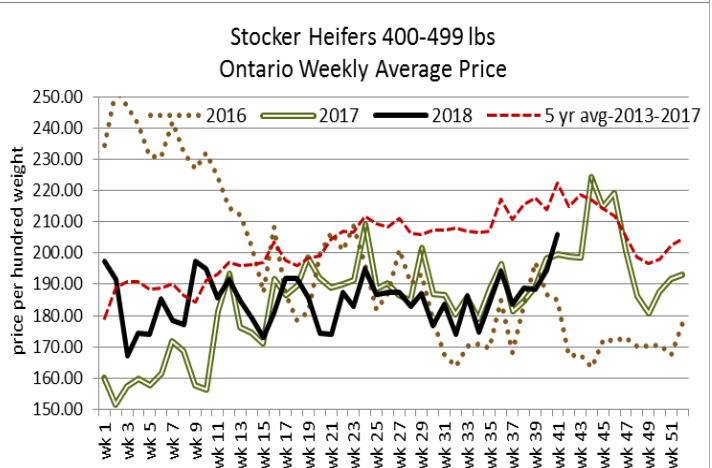
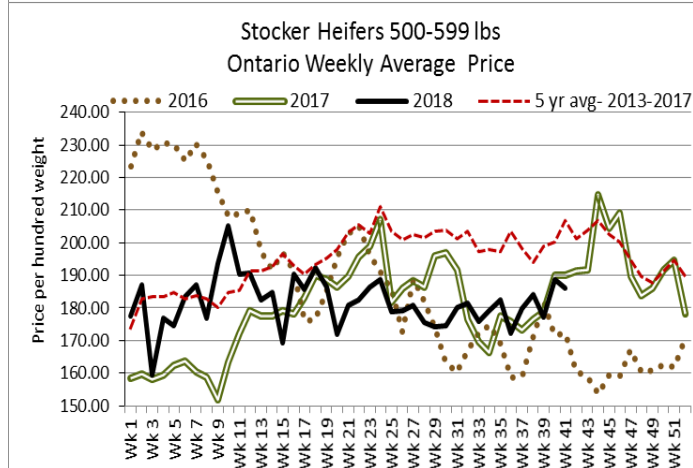
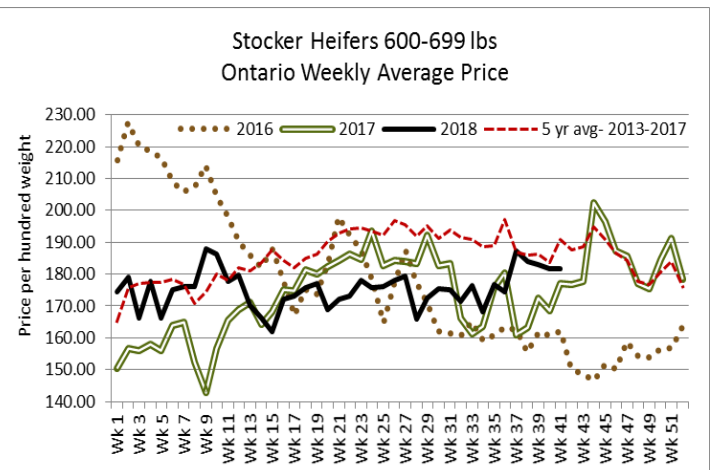
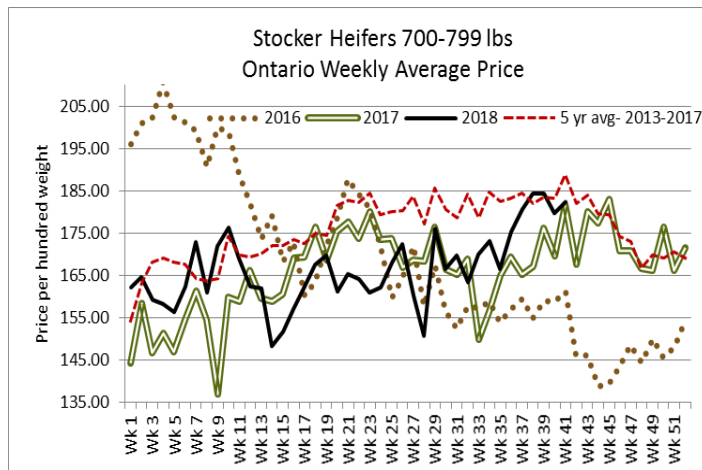
Stocker sale at: **Ontario Stockyards Inc. – October 11, 2018– 1,544 Stockers**

Steers	Price Range	Average	Top	Heifers	Price Range	Average	Top
1000+	91.00-163.00	137.57	181.50	900+	77.50-194.50	133.17	194.50
900-999	120.00-191.00	150.19	191.00	800-899	164.00-203.00	189.35	203.00
800-899	172.50-210.00	196.63	210.50	700-799	160.00-205.00	181.79	205.00
700-799	191.00-219.00	206.72	219.00	600-699	150.00-206.00	178.13	212.50
600-699	187.50-227.00	208.70	227.00	500-599	145.00-205.00	179.23	234.00
500-599	199.00-255.00	226.99	266.00	400-499	170.00-246.00	204.50	246.00
400-499	220.00-274.00	250.37	285.00	300-399	180.00-272.50	242.92	272.50
399-	216.00-290.00	262.94	290.00	299-	155.00-240.00	188.01	285.00



Stocker sale at: **Ottawa Livestock Exchange, October 11, 2018– 197 Stockers**

<b>Steers</b>	<b>Price Range</b>	<b>Average</b>	<b>Top</b>	<b>Heifers</b>	<b>Price Range</b>	<b>Average</b>	<b>Top</b>
<b>600-699</b>	140.00-242.00	208.40	242.00	<b>600-699</b>	136.00-176.00	157.78	198.00
<b>500-599</b>	176.00-256.00	230.04	256.00	<b>500-599</b>	166.00-206.00	191.08	214.00
<b>400-499</b>	124.00-252.00	199.00	262.00	<b>400-499</b>	154.00-224.00	196.83	226.00
<b>399-</b>	178.00-280.00	217.33	280.00	<b>300-399</b>	107.00-138.00	130.78	214.00



### ONTARIO STOCKER & FEEDER TRADE SPECIAL FALL STOCKER SALES

Stocker sale at: **Cargill Auction Market: October 5, 2018 – 984 Stockers**

<b>Steers</b>	<b>Price Range</b>	<b>Top</b>	<b>Heifers</b>	<b>Price Range</b>	<b>Top</b>
<b>1000+</b>	92.00-204.00		<b>900+</b>	187.00-199.00	
<b>900-999</b>	204.00-212.00		<b>800-899</b>	190.00-204.00	
<b>800-899</b>	210.00-218.00		<b>700-799</b>	195.00-209.00	
<b>700-799</b>	215.00-228.00				

Good grass heifers sold higher with steers trading on a steady market. *October 26th @ 7:00 pm- Local Calf Sale!*

Stocker sale at: **Keady Livestock Market - October 5, 2018 – 1,303 Stockers**

<b>Steers</b>	<b>Price Range</b>	<b>Average</b>	<b>Top</b>	<b>Heifers</b>	<b>Price Range</b>	<b>Average</b>	<b>Top</b>
<b>1000+</b>	194.25-204.25	197.89	205.25	<b>900+</b>	145.00-167.00	151.13	167.00
<b>900-999</b>	209.75-218.00	213.68	218.00	<b>800-899</b>	199.50-201.75	201.31	201.75
<b>800-899</b>	216.00-221.75	217.95	225.00				
<b>700-799</b>	155.00-171.00	164.00	229.00				

Stocker sale at: **Denfield Livestock Exchange: October 6, 2018 – 390 Stockers**

<b>Steers</b>	<b>Price Range</b>	<b>Top</b>	<b>Heifers</b>	<b>Price Range</b>	<b>Top</b>
<b>1000+</b>	160.00-172.00		<b>900+</b>	175.00-190.00	
<b>900-999</b>	190.00-207.00		<b>800-899</b>	165.00-209.00	
<b>800-899</b>	185.00-226.00		<b>700-799</b>	180.00-210.00	
<b>700-799</b>	175.00-195.00		<b>600-699</b>	178.00-205.00	
<b>600-699</b>	190.00-218.00		<b>500-599</b>	185.00-214.00	
<b>500-599</b>	200.00-240.00				

### **ONTARIO BRED COW SALES**

**Denfield Livestock Exchange: October 6, 2018- 6 Cow calf pairs**

	<b>Exotic and Exotic X</b>	<b>British and British X</b>
<b>Top quality cow/calf pairs</b>	N/T	\$1500-\$1875 per head

### **IVE CATTLE EXPORTS-ONTARIO**

	<b>Week ending Sept 22, 2018</b>	<b>Week ending Sept 15, 2018</b>	<b>Year to Date</b>
<b>Total live slaughter cattle exported from Ontario to the U.S.</b>	<b>2,075</b>	<b>2,110</b>	<b>84,188</b>
<b>Steers &amp; Heifers &amp; Cows</b>	1,750	1,907	72,624
<b>Bulls</b>	325	203	11,564

### **QUEBEC ELECTRONIC AUCTION MARKET (F.O.B. THE FEEDLOT)**

	<b>Price</b>	<b>Change from Last Week</b>
For the week ending October 4, 2018	238.00-238.25	+1.08

### **ALBERTA DIRECT TRADE**

For the week ending Thursday, October 11, 2018

<b>Steers</b>	Live FOB	150.50-151.25	Rail FOB	251.00-254.00
<b>Heifers</b>	Live FOB	150.50-152.25	Rail FOB	252.50-254.00

### **U.S. TRADE (U.S. funds)**

For the week Ending Thursday, October 11, 2018

<b>Choice and Select Steers and Heifers:</b>	Live	108.00-111.50
	Rail	171.00-176.00

### **AVERAGE CARCASS WEIGHTS – CANADA**

	<b>Steers</b>	<b>Heifers</b>
<b>Oct 6, 2018</b>	931	842
<b>Sept 29, 2018</b>	930	844
<b>Oct 7, 2017</b>	927	850

### **FEDERALLY INSPECTED CANADIAN PROCESSING**

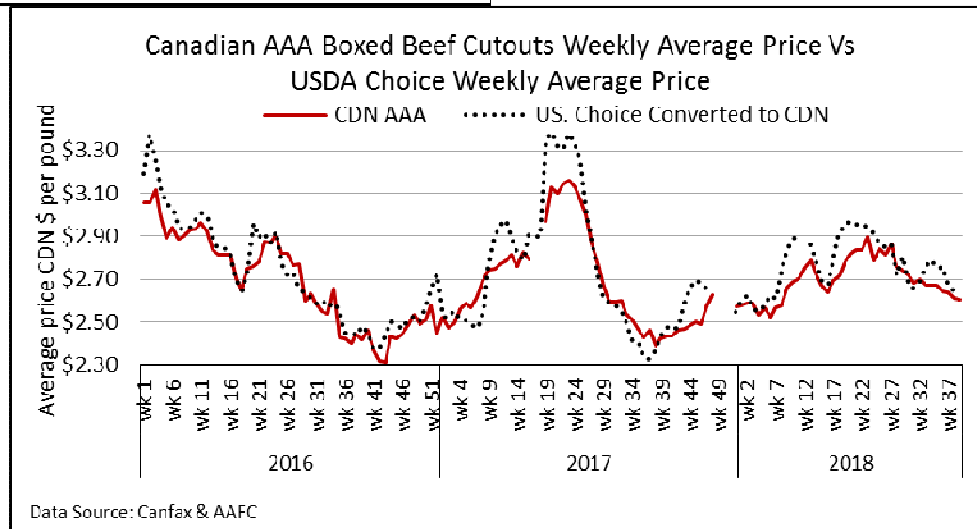
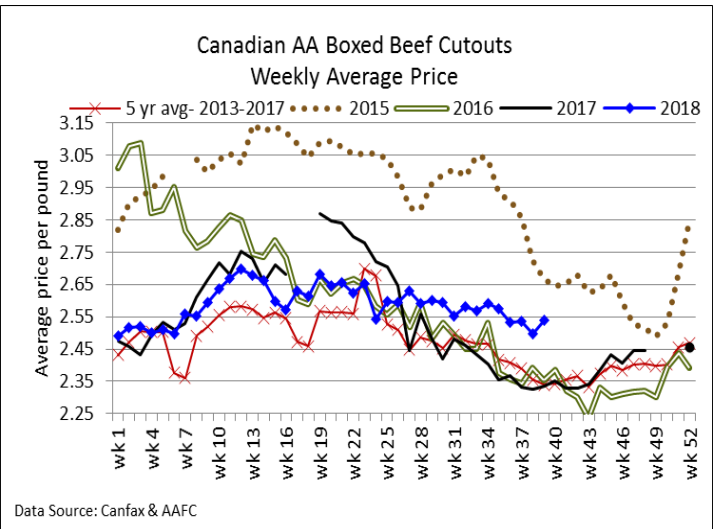
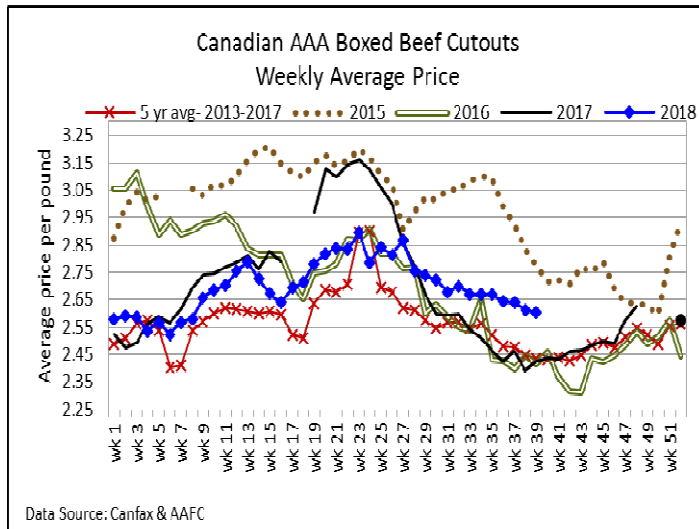
	<b>Week Ending Oct 6, 2018</b>	<b># of hd change from week ago</b>	<b>YTD</b>	<b>% Change (Week Ago)</b>	<b>% Change (Year Ago)</b>
<b>Grand Total</b>	60,180	+307	2,306,074	+1%	+7%
<b>Western Slaughter</b>	47,198	+164	1,802,850	+0%	+7%
<b>Eastern Slaughter</b>	12,982	+143	503,224	+1%	+4%

### **USDA ESTIMATED CATTLE PROCESSING VOLUME**

	<b>Week Ending October 13, 2018</b>	<b>Previous Week</b>	<b>Year Ago</b>
<b>Grand Total</b>	639,000	643,000	636,000

### CANADIAN BOXED BEEF CUT-OUT VALUES

Week Ending	AAA	AA
September 28, 2018	2.6037	2.5392
September 21, 2018	2.6137	2.4973
September 14, 2018	2.6401	2.5369
September 7, 2018	2.6442	2.5319
August 31, 2018	2.6703	2.5745
August 24, 2018	2.6689	2.5916
August 17, 2018	2.6716	2.5678



### U.S. BOXED BEEF CUT-OUT VALUES (U.S. funds)

	Choice 600-900	Select 600-900
Current Five Day Average:	204.43	193.27

### LIVE CATTLE – CANADA

IMPORTS			EXPORTS		
		Import % change from 2017 YTD			Export % change from 2017 YTD
Jan 1- Aug 31/18			Jan 1- Sep 29/18		
Pure bred	4,115	-7%	Slaughter steers & heifers & cows	279,515	-19%
Non-pure bred	90,054	+111%	Feeder cattle & calves	156,133	+56%
			Bulls	33,967	-18%

### **BEEF EXPORTS – CANADA**

	<b>United States</b> <i>Jan 1- Aug 31/18</i>	<i>Change from last year YTD</i>	<b>Mexico</b> <i>Jan 1- Aug 31/18</i>	<i>Change from last year YTD</i>
Total	192,962 tonnes	+5% or +9,935 tonnes	9,963 tonnes	-14% or -1,596 tonnes

### **BEEF PRODUCTION – CANADA**

	<i>Jan 1 – Oct 6/18</i>	<i>Last Year Same Time</i>	<i>% Change</i>
Fed	754,780 tonnes	716,409 tonnes	56%
Non-fed	129,941 tonnes	114,671 tonnes	+13%

### **BEEF IMPORTS – CANADA**

	<i>Jan 1 – Oct 6/18</i>	<i>Last Year Same Time</i>	<i>% Change</i>
United States	93,712 tonnes	94,017 tonnes	0%
Non-NAFTA	35,889 tonnes	36,192 tonnes	-1%
EU-28 (beef/veal total)	1,466 tonnes	1,724 tonnes	-15%
Total	137,708 tonnes	135,761 tonnes	+1%

### **CHICAGO MERCANTILE EXCHANGE**

Closing quotes on futures today were as follows:

<b>Live Cattle</b>			<b>Feeder Cattle</b>			<b>Corn</b>			<b>Soybeans</b>			<b>Canadian \$</b>		
<b>Oct</b>	112.32	-0.30	<b>Oct</b>	154.70	-2.02	<b>Dec</b>	3.736	+4.4	<b>Nov</b>	8.674	+9.2	<b>Spot</b>	76.64	+0.01
<b>Dec</b>	116.17	-0.60	<b>Nov</b>	154.62	-2.12	<b>Mar</b>	3.856	+4.4	<b>Jan</b>	8.816	+9.2	<b>Dec</b>	76.73	-0.01
<b>Feb</b>	120.00	-0.85	<b>Jan</b>	149.75	-1.75	<b>May</b>	3.926	+4.2	<b>Mar</b>	8.944	+9.4	<b>Mar</b>	76.87	+0.00
<b>Apr</b>	121.97	-0.55	<b>Mar</b>	148.97	-1.62	<b>Jul</b>	3.976	+3.6	<b>May</b>	9.076	+9.2	<b>Jun</b>	76.99	+0.00
<b>Jun</b>	114.87	-0.80	<b>Apr</b>	149.80	-1.57	<b>Sep</b>	3.996	+2.6	<b>Jul</b>	9.192	+9.0	<b>Sep</b>	77.10	+0.00
<b>Aug</b>	113.05	-0.65	<b>May</b>	149.87	-1.37	<b>Dec</b>	4.044	+2.2	<b>Aug</b>	9.236	+9.0	<b>Dec</b>	77.21	+0.00

Beef Farmers of Ontario, 130 Malcolm Road, Guelph, ON N1K 1B1 Phone: (519) 824-0334 Fax: (519) 824-9161 or email: [markets@ontariobeef.com](mailto:markets@ontariobeef.com)

### **UPCOMING ONTARIO AUCTION MARKETS SPECIAL FALL SALES**

Oct 13	10:00 am	Thessalon- Algoma Co-operative Sales	Calf Sale
Oct 13	1:00 pm	Maple Hill Auctions	Bluewater Angus Sale
Oct 17	10:00 am	Kawartha Lakes Community Sale Barn	Fall Stocker Sale
Oct 17	7:00 pm	Brussels Livestock	Bred Cow & Cow/Calf Pair Sale
Oct 19	9:00 am	Keady Livestock Market	Grass Yearling Sale- Overnight Stand
Oct 19	11:00 am	Community Livestock Exchange (Hoards)	Quinte Cattlemen's Stocker Sale
Oct 19	7:00 pm	Ontario Stockyards Inc	Bred Cow & Cow/Calf Pair Sale
Oct 20	8:30 am	Rainy River Cattlemen's Sale- Stratton	Later Season Calves, Yearlings, Cows etc
Oct 20	10:30 am	Ottawa Livestock Exchange	Bred Cow & Cow/Calf Pair Sale
Oct 20	11:00 am	Denfield Livestock Exchange	Vaccinated Stocker & Bred Cow, Cow/Calf Pair Sale
Oct 20	1:00 pm	Maple Hill Auctions Ltd	"Uppin The Ante" Charolais Sale
Oct 21	1:00 pm	Maple Hill Auctions Ltd	Ontario Shorthorn Sale
Oct 23	11:00 am	Ontario Stockyards Inc	Special Fall Yearling Sale
Oct 24	10:00 am	Kawartha Lakes Community Sale Barn	Fall Stocker Sale
Oct 25	10:00 am	Grey Bruce Livestock Co-op- Wiarton	Calf Sale and Stocker Sale
Oct 26	10:00 am	Brussels Livestock	Vaccinated Stocker & Hereford Influence (in reg sale)
Oct 26	7:00 pm	Cargill Auction Market	Local Calf Sale
Oct 27	9:00 am	Keady Livestock Market	Bruce Peninsula Calf Club Sale- presorted
Oct 27	1:00 pm	Maple Hill Auctions Ltd	Vancise Hereford/Red Angus Sale

### **Comments for the week ending October 11, 2018**

Due to the Thanksgiving holiday, receipts are lighter this week in all categories. There were 241 fed steers and heifers sold through auction markets down 88 head from last week and 87 less than the same week last year. Fed steers sold from \$122.53-\$143.99 averaging \$134.72 down \$3.63 from last week and \$2.99 stronger than year ago prices. Fed heifers ranged from \$113.31-\$138.46 averaging \$128.85 down \$4.21 from last week and fully steady to year ago prices. Auction market reports started out with prices steady on a selective demand. By mid-week the market was about steady on a medium quality offering with trade ending the week on an active trade at prices \$2.00 cwt higher.

The direct to packer market in Ontario this week saw prices starting out steady at \$238.00-\$240.00 dressed for steers and \$237.00-\$239.00 for heifers. Prices continued in this range until Wednesday where all sales were reported at \$240.00 dressed for steers and \$239.00 for heifers. By Thursday the market had improved to \$240.00-\$244.00 for steers and \$239.00-\$243.00 for heifers. This week's average prices are up \$2.00 from last week and \$13.00 stronger than this time last year.

2,192 cows sold through Ontario auction markets this week, down 575 from last week but 470 more than last year at this time. As of September 30<sup>th</sup> there were 83,738 cows sold through action markets, up 7,281 head from the same time in 2017, but 1,201 less than September 30, 2016. Cows sold from \$43.53-\$65.80 averaging \$53.93 down \$2.99 from last week and \$16.57 below year ago prices. Auction market reports started out steady to previous week's easier trade. By Tuesday the market was steady to barely steady and by mid-week trade was mostly steady to slightly higher.

7,703 stocker and feeder cattle sold through auction markets this week, down 2,347 head from last week but 866 more than the same week last year. Auction markets reported trade as steady to fully steady on a good solid demand, with medium quality cattle steady. Good quality grass types sold at prices steady to higher, with medium quality and fleshy types trading under pressure. Actual average prices this week for steers 400-500 lbs were down \$2.44 from last week, 500-600 lbs up \$3.05, 600-700 lbs down \$4.83, 700-800 lbs down \$10.47, 800-900 lbs down \$3.26, 900-1000 lbs down \$0.24 and steers 1000 lbs and over averaged \$11.66 lower than last week. Heifers 300-400 lbs were down \$0.04 from last week on average, 400-500 lbs up \$11.62, 500-600 lbs down \$2.86, 600-700 lbs up \$0.19, 700-800 lbs up \$2.66, 800-900 lbs down \$2.90 and heifers 900 lbs and over averaged \$1.68 below last week's weighted average prices.

The Quebec electronic market this week ranged from \$238.00-\$238.25 dressed, up \$1.08 from last week on average.

Alberta direct trade was active this week with prices reported by Canfax from \$150.50-\$151.25 live, picked up, with steers averaging \$150.92 down \$0.93 and heifers \$150.78 up \$0.88 from the week before on average. On the rail prices ranged from \$251.00-\$254.00 picked up on a dressed basis, with steers averaging \$152.39 up \$2.43 and heifers \$252.83 up \$2.41.

US cash cattle trade for the week ending October 4th, was steady to slightly stronger. The USDA Mandatory Price Report listed live sales \$108.00-\$112.00 with steers averaging \$110.95 up \$0.30 and heifers \$110.70 down \$0.09. On the rail, steers and heifers traded from \$174.00-\$176.00 dressed, with steers averaging \$174.83 up \$1.00 and heifers \$174.79 up \$0.83.

This week, there were a couple of sales in Iowa on Monday and Tuesday at \$174.00 dressed, down \$1.00 from last week but certainly not enough to establish any kind of trend. On Wednesday, At the Fed Cattle Exchange online auction there were 1,246 head on offer, in 8 lots with delivery in 1-9 days. Asking prices ranged from \$111.00-\$113.00 live, with no bids or sales reported. On the cash market a light test in parts of the north was reported, at \$174.00 dressed, down \$1.00 from last week, but again, the market was not established. On Thursday a light to moderate trade developed in all feeding states. Live trade ranged from \$108.00-\$111.50 averaging around \$110.80 which is fully steady to last week. On the rail prices ranged from \$171.00-\$176.00 dressed, averaging around \$173.75 down \$1.00 from last week. We could see some clean up deals today but for the most part it appears that the bulk of this week's trade has been completed.