



Weekly Market Information Report for the week ending Thursday October 18, 2018

The following information is collected from various sources and disseminated by Beef Farmers of Ontario.

ONTARIO DIRECT TO PACKER RAILGRADE CATTLE TRADE

Prices are on a carcass weight basis before grade and weight discounts. Weekly Range:

A Grade Steers	244.00
A Grade Heifers	243.00

ONTARIO LIVE CATTLE TRADE

Ontario auction sales this week saw weighted average price ranges for:

FED CATTLE	Volume	Price Range	Average	Top	Last Week Avg
Large Frame Steers +1250	90	132.42-146.76	141.30	151.00	135.70
Medium Frame Steers +1250	88	128.85-147.97	138.79	156.50	130.48
Large & Medium Frame Steers +1250	178	128.01-146.75	139.13	156.50	134.72
Large Frame Heifers +1000	93	127.81-141.76	135.25	150.00	130.58
Medium Frame Heifers +1000	73	120.22-136.66	129.56	150.50	124.81
Large & Medium Frame Heifers +1000	166	122.51-142.94	134.11	150.50	128.85
Cows - All Weights	2,801	42.70-63.37	52.17	109.50	53.93
Bulls - All Weights	161	68.25-97.68	81.08	129.50	83.54

STOCKERS - Large and Medium Frame

STEERS	Volume	Price Range	Average	Top	Last Week Avg
1000+	1,371	176.33-198.01	185.88	207.25	185.73
900-999	1,669	194.66-211.45	204.26	220.00	206.23
800-899	689	184.65-214.52	201.69	228.00	211.45
700-799	560	180.04-215.75	200.72	236.00	204.47
600-699	900	160.76-224.47	198.93	239.99	207.58
500-599	967	175.36-240.96	215.26	275.00	229.37
400-499	667	189.93-261.24	231.22	291.00	241.34
-399	273	136.22-247.96	205.26	285.00	249.48

HEIFERS	Volume	Price Range	Average	Top	Last Week Avg
+900	423	135.70-165.93	153.52	196.00	156.00
800-899	488	159.89-185.06	175.33	203.75	183.16
700-799	364	148.58-191.43	174.03	206.75	182.42
600-699	460	138.09-187.10	166.53	205.00	181.82
500-599	639	143.16-208.42	177.89	229.00	185.93
400-499	579	165.27-218.90	195.44	243.00	206.06
300-399	204	150.01-218.65	188.73	247.50	211.98
-299	52	160.67-234.21	190.33	275.00	176.80

At Kawartha Lakes Community Sale Barn, October 13, 2018 – 159 cows, 10 bulls, 116 veal, 36 stockers

	Price Range	Avg.	Top
Cows	45.00-75.00	55.25	100.00
Bulls over 1600 lbs	92.07-98.70	92.93	98.70
Veal 600 lbs +	78.00-136.00	101.01	141.00
Veal 451-600 lbs	52.50-150.00	85.54	255.00
Veal 125 lbs and less	42.50-100.00	56.10	170.00

Denfield Livestock Exchange Inc., October 16, 2018 - 93 Fed Cattle, 37 Veal, 3 Bull, 110 Cows & 97 Drop Calves

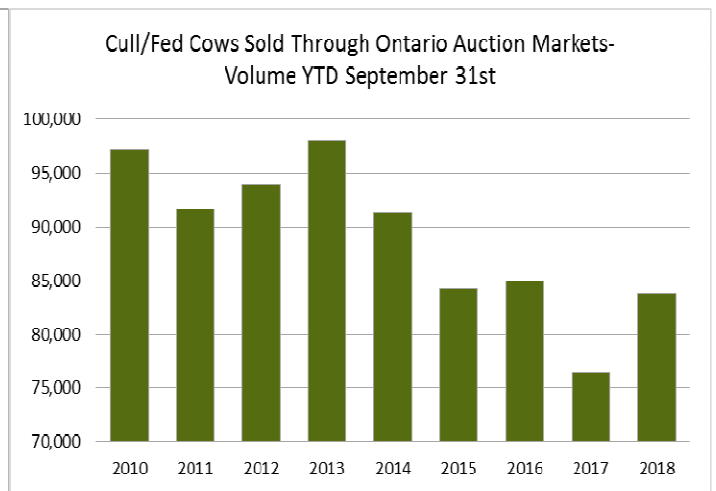
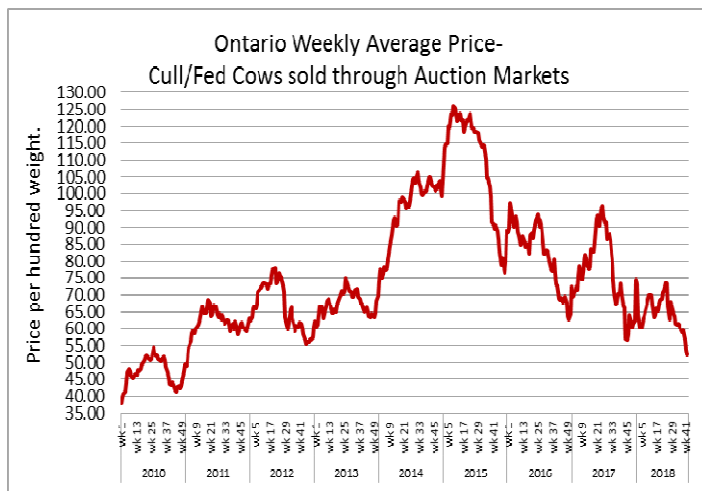
	Price Range	Top		Price Range	Top
Choice steers	145.00-150.00		Good beef cows	60.00-70.00	
Good steers	140.00-145.00		Good Holstein cows	60.00-65.00	
Choice heifers	145.00-150.00	156.00	D1 & D2 Cows	50.00-60.00	
Good heifers	140.00-145.00		D3 & D4 Cows	40.00-50.00	
Good Holstein veal	115.00-130.00	132.50	Choice drop calves	\$125.00-\$225.00/hd	\$560.00/hd
Plain & heavy veal	105.00-115.00		Good drop calves	\$705.00-\$120.00/hd	
Good beef bulls	75.00-85.00		Plain & Newborns	\$20.00-\$60.00/hd	
Good Hol bulls	N/T				

At Renfrew Pontiac Livestock Ltd.: October 16, 2018 – 23 Replacement Calves, 109 Cows, 18 Bulls

	Price Range	Top
Replacement Calves	25.00-95.00	170.00
Cows D1 & D2	70.00-82.00	99.00
Cows D3	62.0-68.00	
Cows D4	50.00-61.00	
Bulls	78.00-90.00	98.00

At Aylmer Stockyards Inc.: October 17, 2018 – 14 stockers, 29 Veal, 212 Cows, 31 Fed Cattle

	Price Range	Average	Top
Fed heifers, dairy and dairy cross +1000 lbs	54.50-103.00	84.59	103.00
Cows	39.00-71.49	54.40	90.00
Veal over 600 lbs	80.00-144.99	123.90	144.99



ONTARIO STOCKER & FEEDER TRADE

Stocker sale at Brussels Livestock: October 12, 2018 – 1,553 Stockers

Steers	Price Range	Average	Top	Heifers	Price Range	Average	Top
1000+	157.00-186.00	172.38	198.00	900+	153.00-166.50	160.69	180.00
900-999	178.00-202.00	190.20	202.00	800-899	149.00-182.00	170.48	203.75
800-899	150.00-206.00	181.18	206.00	700-799	168.00-206.75	185.47	206.75
700-799	190.00-221.50	206.47	221.50	600-699	163.00-192.00	183.70	192.00
600-699	190.00-232.00	216.12	237.00	500-599	157.00-218.75	183.57	218.75
500-599	216.00-257.00	239.94	275.00	400-499	180.00-222.00	201.08	222.00
400-499	220.00-274.00	248.27	274.00	300-399	205.00-225.00	212.14	225.0
399-	220.00-270.00	250.83	270.00				

Stocker sale at **Vankleek Hill Livestock Exchange: October 15, 2018 – 91** stockers

Steers	Price Range	Average	Top	Heifers	Price Range	Average	Top
700-799	148.00-194.00	167.68	194.00	500-599	162.00-192.00	173.40	192.00
600-699	194.00-227.00	213.34	227.00	400-499	140.00-196.00	178.42	196.0
500-599	180.00-239.00	213.64	239.00				
400-499	188.00-236.00	201.90	236.00				
399-	164.00-250.00	188.65	250.00				

Stocker sale at: **Community Livestock Exchange: October 16, 2018 – 241** Stockers

Steers	Price Range	Average	Top	Heifers	Price Range	Average	Top
700-799	126.00-180.00	161.00	180.00	600-699	100.00-178.00	141.50	178.00
600-699	109.00-227.00	174.19	227.00	500-599	118.99-210.00	170.50	210.00
500-599	137.50-262.99	223.39	262.99	400-499	108.00-212.00	180.80	212.00
400-499	172.50-291.00	244.70	291.00				
399-	245.00-277.49	261.69	277.49				

Stocker sale at: **Keady Livestock Market: October 16, 2018 – 752** Stockers

Steers	Price Range	Average	Top	Heifers	Price Range	Average	Top
1000+	176.00-196.50	186.35	196.50	900+	169.00-192.50	181.36	192.50
900-999	198.50-217.25	208.67	217.25	800-899	164.00-197.50	186.54	197.50
800-899	219.50-223.75	221.42	223.75	700-799	169.00-204.25	193.59	204.25
700-799	195.00-219.00	211.95	219.00	600-699	138.00-194.00	164.07	197.00
600-699	195.00-232.00	221.00	232.00	500-599	161.00-217.00	192.47	220.00
500-599	205.00-242.00	223.44	253.00	400-499	187.50-220.00	209.40	243.00
400-499	207.50-255.00	236.84	255.00	300-399	165.00-227.50	192.68	241.00
399-	251.00-259.00	252.10	259.00	299-	190.00-205.00	199.00	205.00

Stocker sale at: **Renfrew Pontiac Livestock: October 16, 2018 – 803** Stockers

Steers	Price Range	Average	Top	Heifers	Price Range	Average	Top
800-899	151.00-200.99	180.69	200.99	800-899	107.49-157.00	145.50	157.00
700-799	147.99-220.00	200.99	220.00	700-799	100.00-190.99	169.30	190.99
600-699	132.49-239.99	212.50	239.99	600-699	130.00-197.99	174.79	197.99
500-599	139.99-242.49	220.00	242.49	500-599	120.99-210.00	170.90	210.00
400-499	200.00-264.00	235.09	264.00	400-499	151.00-222.50	198.19	222.50
399-	125.00-277.49	210.30	277.49	300-399	102.49-222.99	170.99	222.99
				299-	167.80-212.50	186.69	212.50

Stocker sale at **Ontario Livestock Exchange: October 17, 2018 – 967** Stockers

Steers	Price Range	Average	Top	Heifers	Price Range	Average	Top
1000+	164.00-197.50	174.00	197.50	900+	142.00-165.00	162.55	165.00
900-999	196.00-204.00	199.52	204.00	800-899	140.00-165.00	155.80	165.00
800-899	185.00-212.00	202.65	212.00	700-799	162.00-169.00	167.11	169.00
700-799	175.00-203.00	186.21	203.00				
600-699	214.00-229.50	223.67	229.50				

Stocker sale at: **Ontario Livestock Exchange, October 18, 2018– 480** Stockers

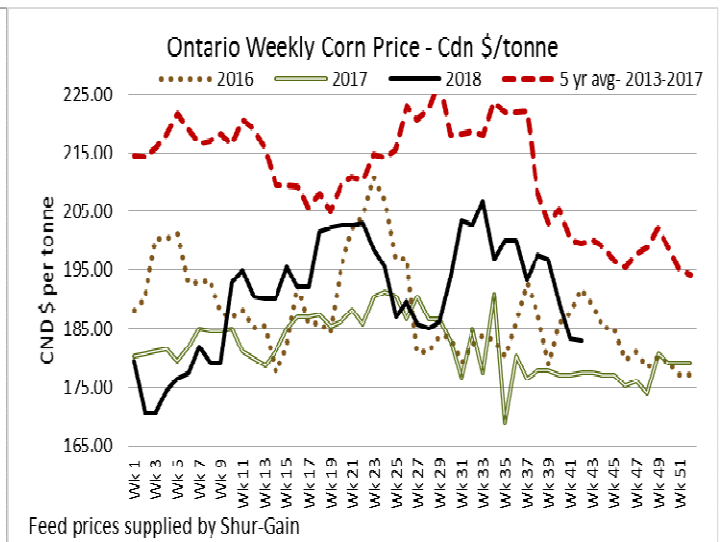
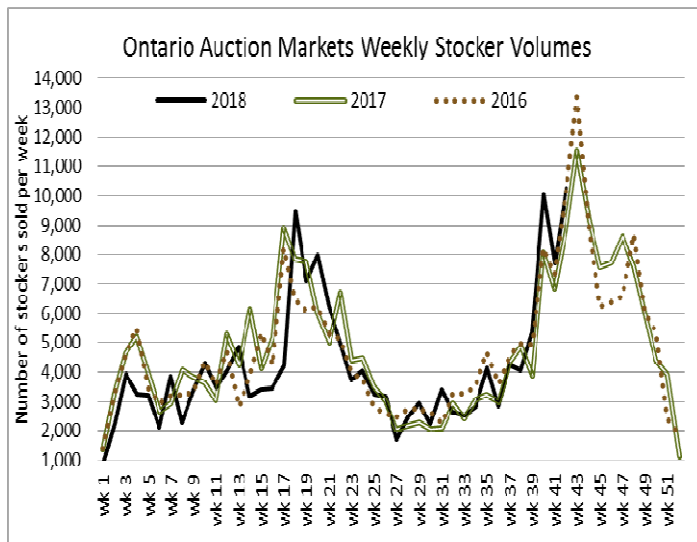
Steers	Price Range	Average	Top	Heifers	Price Range	Average	Top
1000+	84.00-145.00	120.13	151.00	900+	87.50-148.00	130.84	156.00
900-999	148.00-190.00	165.10	190.00	800-899	132.50-147.00	140.50	155.00
800-899	145.00-200.00	181.33	200.00	700-799	80.00-145.00	107.39	152.50
700-799	85.00-200.00	168.89	200.00	600-699	117.50-153.00	139.00	160.00
600-699	112.50-197.50	153.82	210.00	500-599	82.50-140.00	121.25	167.50
500-599	117.50-238.00	178.97	238.00	400-499	155.00-190.00	164.33	200.00
400-499	115.00-200.00	162.25	200.00	300-399	147.50-257.50	152.22	177.50
399-	132.50-170.00	144.00	172.50				

Stocker sale at: **Ontario Stockyards Inc. – October 18, 2018– 1,336** Stockers

Steers	Price Range	Average	Top	Heifers	Price Range	Average	Top
1000+	124.00-185.50	161.80	185.50	900+	112.00-181.25	146.57	181.25
900-999	159.00-188.00	178.97	188.00	800-899	157.50-198.50	182.44	198.50
800-899	160.00-206.50	189.00	206.50	700-799	147.50-185.00	164.83	196.00
700-799	150.00-210.00	181.26	210.00	600-699	145.00-198.00	170.55	198.00
600-699	142.50-211.00	174.29	225.00	500-599	150.00-220.00	188.37	220.00
500-599	182.00-230.00	209.14	230.00	400-499	157.50-225.00	191.57	229.00
400-499	200.00-280.00	243.61	280.00	300-399	135.00-247.50	200.28	247.50
399-	132.50-285.00	246.21	285.00	299-	100.00-255.00	155.84	275.00

Stocker sale at: **Ottawa Livestock Exchange, October 18, 2018– 426** Stockers

Steers	Price Range	Average	Top	Heifers	Price Range	Average	Top
700-799	114.00-195.00	167.11	195.00	600-699	132.00-168.00	151.10	205.00
600-699	142.00-213.00	184.29	213.00	500-599	107.00-167.00	143.33	182.00
500-599	160.00-232.00	197.27	232.00	400-499	120.00-203.00	158.32	212.00
400-499	157.00-262.00	212.37	264.00	300-399	124.00-180.00	152.38	207.00
399-	35.00-220.00	136.13	250.00				



Feed prices supplied by Shur-Gain

ONTARIO STOCKER & FEEDER TRADE SPECIAL FALL STOCKER SALES

Stocker sale at **Keady Livestock Market, October 12, 2018 - 1,765** stockers

Steers	Price Range	Average	Top	Heifers	Price Range	Average	Top
1000+	196.00-204.50	201.11	207.25	900+	145.00-167.00	151.13	167.00
900-999	200.00-218.00	210.21	220.00	800-899	202.75-50 hd		
800-899	211.50-225.00	218.77	228.00				
700-799	210.00-234.00	223.56	236.00				
600-699	225.00-235.00	232.50	235.00				

Grass yearling sale, selling on an overnight stand! The market saw a selective demand at barely steady prices.

Stocker sale at **Temiskaming Livestock Exchange – October 12, 2018 – 834** stockers

Steers	Price Range	Average	Top	Heifers	Price Range	Average	Top
1000+	130.00-170.00	156.00	170.00	800-899	173.00-192.50	185.09	192.50
900-999	168.00-180.00	175.00	187.00	700-799	160.00-186.50	177.59	186.50
800-899	85.50-181.00	125.18	190.00	600-699	150.00-180.00	168.26	182.50
700-799	174.00-205.00	191.44	228.00	500-599	169.00-205.00	189.19	210.00
600-699	174.50-227.00	203.46	227.00	400-499	197.00-222.00	209.52	222.00
500-599	179.00-239.00	214.04	239.00	300-399	192.50-230.00	216.35	230.00
400-499	181.00-240.00	221.58	251.00	299-	240.00-252.00	247.80	252.00
399-	192.00-254.00	230.56	254.00				

Stocker sale at: **Thessalon- Algoma Co-operative Livestock Sales: October 13, 2018 – 331** Stockers

Steers	Price Range	Top	Heifers	Price Range	Top
600-699	190.00-219.00		600-699	179.00-189.00	
500-599	219.00-232.00		500-599	184.00-200.50	
400-499	223.00-234.50		400-499	194.00-213.00	
399-	216.00-232.00				

Cull cows sold from \$46.00-\$48.00 cwt. Pasture exposed cows traded from \$550.00-\$925.00 per head. Cow/calf pairs ranged from \$1240.00-\$2100.00 per pair.

Stocker sale at **Maple Hill Auctions Ltd: October 15, 2018 - 487** stockers

Steers	Price Range	Average	Top	Heifers	Price Range	Average	Top
900-999	197.50-210.00	206.02	210.00	800-899	154.50-174.50	163.45	194.00
800-899	197.00-223.00	211.30	223.00				
700-799	231.25-234.00	232.64	234.00				
600-699	163.00-221.50	212.50	221.50				

Stocker sale at **Kawartha Lakes Community Sales Barn: October 17, 2018 – 512** Stockers

Steers	Price Range	Average	Top	Heifers	Price Range	Average	Top
1000+	170.00-175.00	173.37	175.00	900+	60.00-196.00	172.00	196.00
900-999	166.00-206.50	193.55	206.50	800-899	180.00-196.00	187.43	196.00
800-899	167.50-210.00	196.21	210.00	700-799	161.00-195.50	181.18	195.50
700-799	190.00-224.00	205.15	224.00	600-699	165.00-205.00	185.00	205.00
600-699	175.00-230.00	208.84	232.00	500-599	165.00-229.00	189.37	229.00
500-599	155.00-246.00	218.90	246.00	400-499	177.50-233.00	214.73	233.00
400-499	160.00-245.00	220.61	245.00	300-399	140.00-235.00	211.65	235.00
399-	50.00-238.00	226.96	238.00				

Replacement cattle sold on a steady market, with second cut cattle selling on a softer market.

ONTARIO BRED COW SALES

Brussels Livestock, October 17, 2018- 140 Bred cows, **25** Cow calf pairs (prices are per head & per pair)

	Exotic and Exotic X	British and British X
Top quality bred cows	\$1600-\$2100	\$1200-\$1600
Avg quality bred cows	\$900-\$1400	\$800-\$1200
Top quality cow/calf pairs	\$2200-\$2850	\$1600-\$2000
Avg quality cow/calf pairs	\$1200-\$1600	\$1100-\$1400

A very active trade on all breeds.

LIVE CATTLE EXPORTS-ONTARIO

	Week ending Sept 29, 2018	Week ending Sept 22, 2018	Year to Date
Total live slaughter cattle exported from Ontario to the U.S.	1,807	2,075	85,995
Steers & Heifers & Cows	1,549	1,750	74,173
Bulls	258	325	11,822

QUEBEC ELECTRONIC AUCTION MARKET (F.O.B. THE FEEDLOT)

	Price	Change from Last Week
For the week ending October 18, 2018	239.50-243.00	+2.64

ALBERTA DIRECT TRADE

For the week ending Thursday, October 18, 2018

Steers	Live FOB	N/T	Rail FOB	250.50-251.50
Heifers	Live FOB	N/T	Rail FOB	250.50-255.00

U.S. TRADE (U.S. funds)

For the week Ending Thursday, October 18, 2018

Choice and Select Steers and Heifers:	Live	108.00-111.50
	Rail	170.00-176.00

AVERAGE CARCASS WEIGHTS – CANADA

	Steers	Heifers
Oct 13, 2018	924	848
Oct 6, 2018	931	842
Oct 14, 2017	922	848

FEDERALLY INSPECTED CANADIAN PROCESSING (week of Thanksgiving)

	<i>Week Ending</i> Oct 13, 2018	<i># of hd change from</i> <i>week ago</i>	<i>YTD</i>	<i>% Change</i> <i>(Week Ago)</i>	<i>% Change</i> <i>(Year Ago)</i>
Grand Total	53,766	-6,404	2,306,074	-11%	+7%
Western Slaughter	41,958	-5,240	1,802,850	-11%	+7%
Eastern Slaughter	11,808	-1,174	503,224	-9%	+5%

USDA ESTIMATED CATTLE PROCESSING VOLUME

	<i>Week Ending</i> October 20, 2018	<i>Previous Week</i>	<i>Year Ago</i>
Grand Total	625,000	639,000	633,000

CANADIAN BOXED BEEF CUT-OUT VALUES

Week Ending	AAA	AA
October 12, 2018	2.6089	2.4469
October 5, 2018	2.6103	2.4748
September 28, 2018	2.6037	2.5392

U.S. BOXED BEEF CUT-OUT VALUES (U.S. funds)

	Choice 600-900	Select 600-900
Current Five Day Average:	204.70	192.05

LIVE CATTLE – CANADA

IMPORTS	<i>Import % change</i> <i>from 2017 YTD</i>	EXPORTS	<i>Export % change</i> <i>from 2017 YTD</i>		
<i>Jan 1- Aug 31/18</i>		<i>Jan 1- Oct 6/18</i>			
Pure bred	4,115	-7%	Slaughter steers & heifers & cows	289,161	-19%
Non-pure bred	90,054	+111%	Feeder cattle & calves	159,516	+55%
			Bulls	35,097	-17%

BEEF EXPORTS – CANADA

United States	<i>Change from last year YTD</i>	Mexico	<i>Change from last year YTD</i>	
<i>Jan 1- Aug 31/18</i>		<i>Jan 1- Aug 31/18</i>		
Total	192,962 tonnes	+5% or +9,935 tonnes	9,963 tonnes	-14% or -1,596 tonnes

BEEF PRODUCTION – CANADA

	<i>Jan 1 – Oct 13/18</i>	<i>Last Year Same Time</i>	<i>% Change</i>
Fed	773,429 tonnes	733,401 tonnes	5%
Non-fed	132,663 tonnes	117,581 tonnes	+13%

BEEF IMPORTS – CANADA

	Jan 1 – Oct 13/18	Last Year Same Time	% Change
United States	95,819 tonnes	96,144 tonnes	0%
Non-NAFTA	37,124 tonnes	37,017 tonnes	0%
EU-28 (beef/veal total)	1,556 tonnes	1,789 tonnes	-13%
Total	141,260 tonnes	138,908 tonnes	+2%

CHICAGO MERCANTILE EXCHANGE

Closing quotes on futures today were as follows:

Live Cattle		Feeder Cattle		Corn		Soybeans		Canadian \$	
Oct	112.25 -0.82	Oct	154.65 -0.60	Dec	3.670 -3.6	Nov	8.566 -6.6	Spot	76.24 -0.21
Dec	116.77 -0.40	Nov	154.10 -0.32	Mar	3.794 -3.4	Jan	8.704 -7.2	Dec	76.31 -0.23
Feb	121.15 -0.22	Jan	148.75 -0.67	May	3.870 -3.2	Mar	8.834 -7.0	Mar	76.47 -0.22
Apr	122.17 -0.20	Mar	147.05 -0.97	Jul	3.926 -3.0	May	8.970 -6.6	Jun	76.59 -0.21
Jun	114.52 -0.42	Apr	148.27 -0.87	Sep	3.944 -2.2	Jul	9.074 -6.2	Sep	76.71 -0.20
Aug	112.42 -0.52	May	148.77 -0.77	Dec	4.000 -2.0	Aug	9.116 -6.4	Dec	76.83 -0.20

Beef Farmers of Ontario, 130 Malcolm Road, Guelph, ON N1K 1B1 Phone: (519) 824-0334 Fax: (519) 824-9161 or email: markets@ontariobeef.com

UPCOMING ONTARIO AUCTION MARKETS SPECIAL FALL SALES

Oct 20	8:30 am	Rainy River Cattlemen's Sale- Stratton	Later Season Calves, Yearlings, Cows etc
Oct 20	10:30 am	Ottawa Livestock Exchange	Bred Cow & Cow/Calf Pair Sale
Oct 20	11:00 am	Denfield Livestock Exchange	Vaccinated Stocker & Bred Cow, Cow/Calf Pair Sale
Oct 20	1:00 pm	Maple Hill Auctions Ltd	"Uppin The Ante" Charolais Sale
Oct 21	1:00 pm	Maple Hill Auctions Ltd	Ontario Shorthorn Sale
Oct 23	11:00 am	Ontario Stockyards Inc	Special Fall Yearling Sale
Oct 24	10:00 am	Kawartha Lakes Community Sale Barn	Fall Stocker Sale
Oct 25	10:00 am	Grey Bruce Livestock Co-op- Wiarton	Calf Sale and Stocker Sale
Oct 26	10:00 am	Brussels Livestock	Vaccinated Stocker & Hereford Influence (in reg sale)
Oct 26	7:00 pm	Cargill Auction Market	Local Calf Sale
Oct 27	9:00 am	Keady Livestock Market	Bruce Peninsula Calf Club Sale- Presort
Oct 27	1:00 pm	Maple Hill Auctions Ltd	Vancise Hereford/Red Angus Sale
Oct 29	1:00 pm	Carson's Farm & Auction Services	Fall Stocker Sale
Oct 30	9:00 am	Keady Livestock Market	Georgina Bay Charolais Calf Club Sale- Presort
Oct 31	10:00 am	Kawartha Lakes Community Sale Barn	Fall Stocker Sale
Oct 31	2:00 pm	Vankleek Hill Livestock Exchange	Fall Stocker Sale
Nov 1	9:00 am	Keady Livestock Market	Bluewater Angus Calf Club Sale- Presort
Nov 2	7:00 pm	Cargill Auction Market	Local Calf & Yearling Sale
Nov 3	9:00 am	Keady Livestock Market	Central Calf Association Sale- selling in owner lots

Comments for the week ending October 18, 2018

There were 344 fed steers and heifers sold through auction markets this week, up 103 head from last week but 167 less than the same time last year. Fed steers traded from \$128.01-\$146.75 averaging \$139.13 up \$4.41 from last week and \$7.49 higher than year ago prices. Fed heifers ranged from \$122.51-\$142.94 averaging \$134.11 up \$5.26 from last week and \$4.32 stronger than last year at this time. Auction markets reported active trading on good demand, with prices \$2.00-\$5.00 cwt higher, with extra fancy cattle bringing a premium. The market ended the week holding steady.

Ontario railgrade prices the previous Thursday had improved to \$240.00-\$244.00 for steers and \$239.00-\$243.00 for heifers. On Friday there were no sales or bids reported. On Monday of this week prices were reported at \$244.00 dressed for steers and \$243.00 for heifers and held fully steady at these prices for the remainder of the week. This week's average prices are \$4.00 higher than last week and \$15.25 higher than the same time last year. Delivery of the cattle sold this week was anywhere from the week of October 22nd to 29th.

Kevin Grier's Canadian Boxed Beef Report this week notes: "It was a quiet post-Thanksgiving week with Canadian packers looking south to move product. That was no surprise. Canadian packers were not pushing anything but were willing to work to move a cross section of the cutout. A cross section of the loin needed the most work to move but again there was no real push on even that cut. There was good strength on the hip but ongoing difficulties on trims and grinds."

Larger receipts of 2,801 fed cows sold through auction markets this week up 609 from last week and 680 more than the same time last year. Cows sold from \$42.70-\$63.37 averaging \$52.17 down \$1.76 from last week and \$14.37 lower than year ago prices. This week's price is the lowest weekly average price since the week ending Jan 13, 2011. Auction market reports started out from steady to easier. As the week progressed trade was under pressure with prices at least \$3.00-\$4.00 cwt lower. The market ended the week with prices holding steady to the week's decline.

Larger receipts of stocker and feeder cattle sold through auction markets this week totaling 10,251 head, up 2,548 from last week and 1,432 more than the same week last year. Auction markets reported calves as steady early week with local calves selling strong. AS the week progressed, calves were under pressure with prices \$5.00 lower. By week's end calves were selling selectively with prices under pressure, at least \$10.00 cwt lower. The grass cattle this week were noted as selling on a selective demand with barely steady to slightly lower prices. Yearlings started out steady but as the week progressed the market was under pressure at slightly lower prices. By the end of the week yearlings were barely steady. Actual average prices this week for steers 400-500 lbs averaged \$10.12 lower than last week, 500-600 lbs down \$14.11, 600-700 lbs down \$8.65, 700-800 lbs down \$3.75, 800-900 lbs down \$9.76, 900-1000 lbs down \$1.97 and steers over 1000 lbs averaged \$0.15 higher than last week's weighted average prices. Heifers 300-400 lbs were down \$23.25 from last week, 400-500 lbs down \$10.62, 500-600 lbs down \$8.04, 600-700 lbs down \$15.29, 700-800 lbs down \$8.39, 800-900 lbs down \$7.83 and heifers 900 lbs and over averaged \$2.48 lower than last week on average.

The Quebec electronic market this week ranged from \$239.50-\$243.00 dressed, up \$2.64 from last week on average.

Alberta direct trade was light to moderate in volume this week with prices around \$1.00-\$2.00 cwt lower than last week. Canfax reports: "Most of the dressed sales this week have been reported \$252.00-\$253.00 delivered. Compared to the past couple of weeks sale volumes are shaping up rather light." This week, Canfax released the October 1st Cattle on Feed report for Alberta and Saskatchewan. Canfax reports: "The October 1, 2018 cattle on feed inventories are 18% larger than last year. This is the largest October 1st cattle on feed inventory since 2008."

US cash cattle trade for the week ending October 12th, was fully steady in the south and barely steady to slightly easier in the north. The USDA Mandatory Price report for last week listed live sales for the week from \$107.00-\$111.50 with steers averaging \$110.52 down \$0.43, while heifers averaged \$110.77 up \$0.07. On the rail prices ranged from \$170.00-\$176.00 dressed, with steers averaging \$173.52 down \$1.31 and heifers \$173.42 down \$1.37 from the previous week on average.

This week, on Tuesday a light test was noted in the north from \$170.00-\$175.00 dressed, majority at \$174.00 which is steady to last week, but not enough to establish a market. At the Fed Cattle Exchange online auction Wednesday morning there were 1,103 head on offer, in 7 lots with delivery in 1-9 days. Asking prices ranged from \$111.00-\$113.00 live, with no bids or sales reported. Wednesday a light to moderate trade took place on the cash market in parts of the north, with sales from \$173.00-\$174.00 dressed which is fully steady to last week, and \$108.00-\$111.00 live, mostly \$110.00-\$111.00 which is about steady to last week, while the south remained at a standstill. Thursday moderate to active trade took place in the north with sales at \$111.00 live and \$173.00-\$174.00 dressed which is steady. Today bids have surfaced in the south and parts of the north at \$111.00 live but no sales have developed at this time. Sellers in the south are holding out for higher prices, with asking prices reported at \$112.00-\$114.00 live in the south. Trade could be delayed in the south until after the Cattle On Feed report is released this afternoon. Business in the north appears to be completed.