



Weekly Market Information Report for the week ending Thursday October 25, 2018

The following information is collected from various sources and disseminated by Beef Farmers of Ontario.

ONTARIO DIRECT TO PACKER RAILGRADE CATTLE TRADE

Prices are on a carcass weight basis before grade and weight discounts. Weekly Range:

A Grade Steers	244.00-246.00
A Grade Heifers	243.00-245.00

ONTARIO LIVE CATTLE TRADE

Ontario auction sales this week saw weighted average price ranges for:

FED CATTLE	Volume	Price Range	Average	Top	Last Week Avg
Large Frame Steers +1250	59	116.40-143.02	133.97	146.00	141.30
Medium Frame Steers +1250	73	120.87-138.01	130.88	141.00	138.79
Large & Medium Frame Steers +1250	132	122.39-142.79	134.97	146.00	139.13
Large Frame Heifers +1000	73	121.67-136.58	130.66	154.00	135.25
Medium Frame Heifers +1000	65	111.18-131.88	123.17	144.00	129.56
Large & Medium Frame Heifers +1000	138	117.07-139.83	130.18	154.00	134.11
Cows - All Weights	2,942	42.57-62.98	51.75	111.00	52.17
Bulls - All Weights	159	69.53-90.33	80.22	157.00	81.08

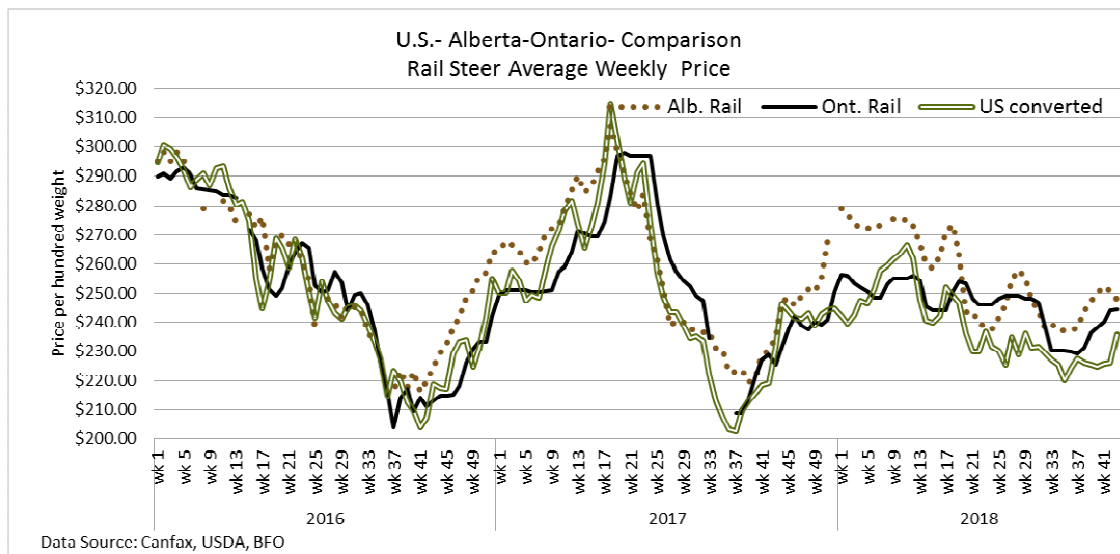
STOCKERS - Large and Medium Frame

STEERS	Volume	Price Range	Average	Top	Last Week Avg
1000+	1,049	171.22-191.79	182.19	197.00	185.88
900-999	1,397	186.80-206.19	197.17	215.50	204.26
800-899	843	180.52-208.32	200.63	219.00	201.69
700-799	639	155.66-208.99	190.98	218.50	200.72
600-699	989	160.43-226.69	201.12	248.00	198.93
500-599	1,376	154.49-245.12	214.24	270.00	215.26
400-499	778	159.61-262.71	218.81	277.00	231.22
-399	292	151.64-260.27	218.34	291.00	205.26

HEIFERS	Volume	Price Range	Average	Top	Last Week Avg
+900	657	145.66-174.85	165.54	199.50	153.52
800-899	630	160.35-193.44	182.92	200.50	175.33
700-799	619	158.91-190.73	177.21	201.25	174.03
600-699	585	139.94-193.16	169.86	217.00	166.53
500-599	798	139.14-197.98	174.64	219.00	177.89
400-499	811	126.62-209.86	171.98	256.99	195.44
300-399	237	130.20-209.14	174.03	260.00	188.73
-299	56	131.59-195.43	169.49	240.00	190.33

At Kawartha Lakes Community Sale Barn, October 20, 2018 – 112 cows, 12 bulls, 24 veal, 24 stockers

	Price Range	Avg.	Top
Cows	44.00-65.00	53.70	91.50
Bulls over 1600 lbs	74.50-96.00	84.92	96.00
Veal 600 lbs +	72.50-142.75	96.57	142.75
Veal 125 lbs and less	42.50-142.50	67.48	142.50



Denfield Livestock Exchange Inc., October 23, 2018 - 139 Fed Cattle, 34 Veal, 2 Bulls, 75 Cows & 135 Drop Calves

	Price Range	Top		Price Range	Top
Choice steers	145.00-150.00		Good beef cows	55.00-65.00	
Good steers	140.00-145.00		Good Holstein cows	50.00-60.00	
Choice heifers	145.00-150.00	152.00	D1 & D2 Cows	45.00-50.00	
Good heifers	140.00-145.00		D3 & D4 Cows	40.00-45.00	
Good Holstein veal	120.00-130.00		Choice drop calves	\$120.00-\$200.00/hd	\$445.00/hd
Plain & heavy veal	105.00-120.00		Good drop calves	\$60.00-\$100.00/hd	
Good beef bulls	75.00-89.00		Plain & Newborns	\$20.00-\$50.00/hd	

At Renfrew Pontiac Livestock Ltd.: October 23, 2018 – 13 Replacement Calves, 79 Cows, 15 Bulls

	Price Range	Top
Replacement Calves	20.00-75.00	150.00
Cows D1 & D2	65.00-81.00	85.00
Cows D3	60.00-67.00	
Cows D4	47.00-60.00	
Bulls	74.00-90.00	91.00

At Aylmer Stockyards Inc.: October 24, 2018 – 18 stockers, 51 Veal, 221 Cows, 21 Fed Cattle, 3 bulls

	Price Range	Average	Top
Fed heifers, dairy and dairy cross +1000 lbs	72.99-106.00	92.60	106.00
Cows	41.49-68.50	52.80	110.00
Veal over 600 lbs	80.0-142.99	113.59	142.99

ONTARIO STOCKER & FEEDER TRADE

Stocker sale at **Brussels Livestock: October 19, 2018 – 1,798 Stockers**

Steers	Price Range	Average	Top	Heifers	Price Range	Average	Top
1000+	159.00-185.00	176.50	185.00	900+	147.00-166.00	158.11	176.50
900-999	177.50-198.00	188.03	198.00	800-899	151.00-189.00	175.13	189.00
800-899	168.00-201.00	190.21	206.00	700-799	165.00-182.00	171.21	182.00
700-799	177.00-213.00	195.96	213.50	600-699	157.00-217.00	184.81	217.00
600-699	180.00-248.00	211.61	248.00	500-599	159.00-219.00	191.94	219.00
500-599	175.00-244.00	209.34	255.00	400-499	147.00-210.00	182.68	220.00
400-499	179.00-255.50	219.90	275.00	300-399	120.00-199.00	162.76	240.00
399-	150.00-280.00	218.43	291.00	299	150.00-240.00	197.27	240.00

Stocker sale at **Vankleek Hill Livestock Exchange: October 22, 2018 – 111** stockers

Steers	Price Range	Average	Top	Heifers	Price Range	Average	Top
600-699	158.00-219.00	191.03	219.00	500-599	136.00-180.00	159.97	180.00
500-599	162.00-223.00	195.09	223.00	400-499	134.00-184.00	156.28	184.00
400-499	174.00-226.00	199.09	226.00	300-399	162.00-190.00	174.39	190.00
399-	196.00-233.00	23.49	233.00				

Stocker sale at: **Community Livestock Exchange: October 23, 2018 – 293** Stockers

Steers	Price Range	Average	Top	Heifers	Price Range	Average	Top
700-799	125.00-192.50	162.20	192.50	600-699	92.50-163.99	131.80	163.99
600-699	125.00-210.00	183.49	210.00	500-599	90.00-182.49	147.10	182.49
500-599	144.99-217.49	189.79	217.49	400-499	90.00-200.99	143.50	237.50
400-499	152.49-232.50	196.90	232.50				

Stocker sale at: **Keady Livestock Market: October 23, 2018 – 1,145** Stockers, **95** cows & bulls

Steers	Price Range	Average	Top	Heifers	Price Range	Average	Top
900-999	195.50-208.75	203.99	208.75	900+	156.00-189.50	181.70	189.50
800-899	188.00-209.00	203.05	209.00	800-899	194.00-200.50	197.21	200.50
700-799	140.00-207.50	196.43	208.50	700-799	192.00-201.25	196.72	201.25
600-699	170.00-223.00	199.73	235.00	600-699	130.00-198.00	166.03	198.00
500-599	170.00-253.00	219.84	253.00	500-599	165.00-205.00	189.60	211.50
400-499	180.00-241.00	214.10	253.00	400-499	120.00-231.00	178.57	231.00
399-	210.00-255.00	240.94	255.00	300-399	140.00-230.00	181.11	232.50

Stocker sale at: **Renfrew Pontiac Livestock: October 23, 2018 – 754** Stockers

Steers	Price Range	Average	Top	Heifers	Price Range	Average	Top
700-799	117.50-207.50	181.09	207.50	600-699	107.49-200.99	169.30	200.99
600-699	139.99-231.99	208.70	231.99	500-599	145.99-218.99	189.10	218.99
500-599	130.00-254.99	222.90	254.99	400-499	107.49-225.00	178.49	225.00
400-499	139.99-274.00	231.00	274.00	300-399	112.50-222.50	176.09	242.49
399-	150.00-277.699	243.90	277.99				

Stocker sale at **Ontario Livestock Exchange: October 24, 2018 – 815** Stockers

Steers	Price Range	Average	Top	Heifers	Price Range	Average	Top
1000+	165.00-196.00	177.30	196.00	900+	188.00-194.50	193.29	194.50
900-999	186.00-215.50	199.75	215.50	800-899	186.00	186.00	186.00
800-899	199.00-219.00	214.52	219.00	700-799			
700-799	160.00-203.00	189.03	203.00				
600-699	150.00-191.00	172.082	191.00				

Stocker sale at: **Ontario Livestock Exchange, October 25, 2018– 422** Stockers

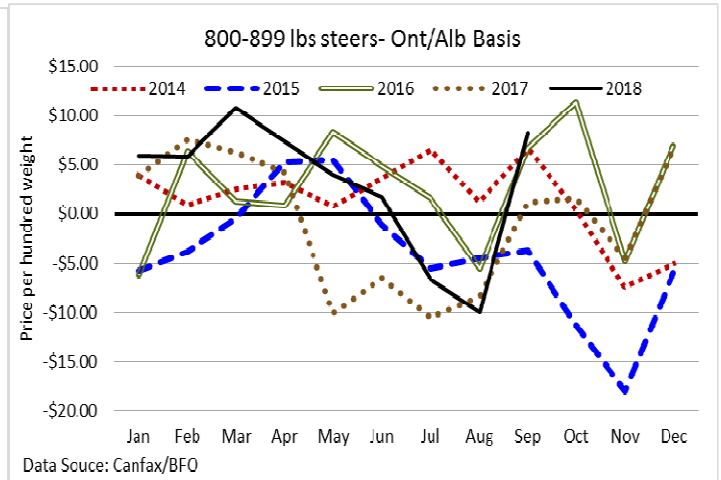
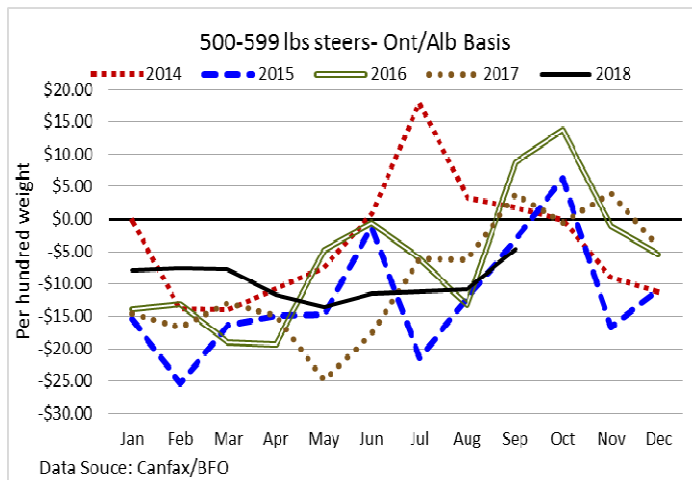
Steers	Price Range	Average	Top	Heifers	Price Range	Average	Top
1000+	133.00-171.00	153.42	171.00	900+	129.00-139.00	135.30	139.00
700-799	140.00-180.00	164.55	187.50	600-699	130.00-177.00	159.57	177.00
600-699	135.00-197.50	173.71	197.50	500-599	92.50-162.50	131.67	177.50
500-599	122.50-204.00	180.02	215.00	400-499	117.50-190.00	144.31	200.00
400-499	102.580-212.50	163.96	212.50	300-399	137.50-167.50	153.33	167.50
399-	87.50-180.00	138.33	180.00	299-	120.00-175.00	156.00	175.00

Stocker sale at: **Ontario Stockyards Inc. – October 25, 2018– 994** Stockers

Steers	Price Range	Average	Top	Heifers	Price Range	Average	Top
1000+	88.00-172.00	135.74	175.00	900+	107.50-172.00	149.83	172.00
900-999	140.00-188.00	154.39	191.00	800-899	140.00-174.00	162.58	174.00
800-899	130.00-198.00	170.33	198.00	700-799	155.00-189.00	171.59	189.00
700-799	173.00-213.00	195.07	213.00	600-699	130.00-172.50	155.80	192.00
600-699	175.00-225.00	201.74	240.00	500-599	120.00-175.00	151.51	212.50
500-599	167.50-253.00	210.66	266.00	400-499	117.50-185.00	150.05	220.00
400-499	182.50-267.50	227.54	267.50	300-399	130.00-220.00	164.10	260.00
399-	179.00-262.50	215.70	265.00	299-	160.00-230.00	199.05	230.00

Stocker sale at: **Ottawa Livestock Exchange, October 25, 2018– 319** Stockers

Steers	Price Range	Average	Top	Heifers	Price Range	Average	Top
700-799	142.00-185.00	164.56	185.00	600-699	128.00-168.00	149.92	168.00
600-699	150.00-206.00	183.20	217.00	500-599	143.00-182.00	167.20	195.00
500-599	156.00-228.00	199.80	255.00	400-499	147.00-199.00	181.25	199.00
400-499	144.00-239.00	200.58	265.00	300-399	123.00-196.00	154.75	196.00
399-	90.00-230.00	179.20	247.00				



ONTARIO STOCKER & FEEDER TRADE SPECIAL FALL STOCKER SALES

Stocker Sale at **Keady Livestock Market, October 19, 2018- 1,404** stockers

Steers	Price Range	Average	Top	Heifers	Price Range	Average	Top
1000+	189.00-197.00	194.24	197.00	900+	180.00-199.50	195.60	199.50
900-999	196.25-207.25	201.50	207.25				
800-899	203.00-212.00	208.35	212.00				

Grass yearling sale, selling on an overnight stand! Yearlings sold at prices \$5.00-\$7.00 cwt easier.

Stocker sale at **Community Livestock Exchange, October 19, 2018- 640** stockers - Quinte Cattlemen's Stocker Sale

Steers	Price Range	Average	Top	Heifers	Price Range	Average	Top
900-999	169.99-206.49	200.49	206.49	900+	142.50-190.50	179.49	190.50
800-899	125.00-210.00	198.99	210.00	800-899	150.00-199.19	191.10	199.19
700-799	150.00-215.49	199.50	215.49	700-799	141.99-200.70	185.40	200.70
600-699	172.50-231.00	215.39	231.00	600-699	132.49-192.50	172.19	192.50
500-599	180.00-258.00	224.29	258.00	500-599	127.49-214.00	189.90	214.00
400-499	150.00-268.00	238.09	268.00	400-499	117.50-220.99	198.50	220.99
				300-399	114.99-197.99	177.69	197.99

There was a strong offering of 640 consisting of 300 heifers and 340 steers. Bidding was active across all categories with sale prices being in a narrow range for good quality cattle. Generally there was a significant price advantage across the board for heifers and in the 4 -6-weight steer classes over the Ontario market. There were 42 consignors and 24 purchasing buyers.

Stocker sale at: **Denfield Livestock Exchange: October 20, 2018 – 689** Stockers

Steers	Price Range	Top	Heifers	Price Range	Top
1000+	153.00-165.00		900+	143.00-165.00	
900-999	160.00-189.00		800+899	160.00-196.00	
800-899	142.00-185.00		700-799	160.00-190.00	
700-799	160.00-193.00		600-699	150.00-180.00	
600-699	155.00-195.00		500-599	155.00-198.00	
500-599	160.00-227.50		400-499	158.00-228.00	
400-499	175.00-220.00		300-399	170.00-210.00	
399-	185.00-230.00				

Stocker sale at **Rainy River Cattlemen's Sale – October 20, 2018 – 1,533** stockers, **196** cows, **16** bulls

Steers	Price Range	Average	Top	Heifers	Price Range	Average	Top
1000+	112.99-150.00	130.20	150.00	900+	80.00-157.20	148.30	157.20
900-999	110.00-169.99	147.10	169.99	800-899	89.00-165.50	141.19	165.50
800-899	126.00-191.99	167.19	191.99	700-799	100.00-177.00	152.20	177.00
700-799	105.49-218.00	171.59	218.00	600-699	155.00-180.00	173.19	180.00
600-699	130.00-235.00	211.10	235.00	500-599	135.00-198.50	175.00	198.50
500-599	139.99-246.79	220.59	246.79	400-499	135.00-218.99	177.62	256.99
400-499	155.00-277.00	222.00	277.00	300-399	137.50-225.99	198.90	225.99
399-	150.00-286.50	246.60	286.50	299-	169.99-204.99	186.60	204.99
				Bulls -1600	86.99-157.00	127.20	157.00
Cows	42.50-111.00	73.59	111.00	Bulls -1600+	94.79-105.00	97.99	105.00

Stockers sold on a strong demand on good quality cattle, with second cut or medium quality trading slightly easier.

Stocker sale at: **Ontario Stockyards Inc: October 23, 2018 – 1,096** Stockers

Steers	Price Range	Average	Top	Heifers	Price Range	Average	Top
1000+	183.00-196.00	193.71	196.00	900+	158.50-85.50	173.74	185.50
900-999	173.00-199.00	187.92	199.00	800-899	163.00-200.00	18.52	200.00
800-899	180.00-207.50	200.08	207.50	700-799	151.25-196.50	177.92	196.50
700-799	172.50-216.50	199.79	216.50	600-699	158.00-200.00	183.08	206.50
600-699	137.50-203.00	168.85	219.00	500-599	130.00-167.50	139.14	167.50
500-599	163.00-200.00	183.22	210.00				

Fall Yearling Sale- Yearlings sold stronger than last Thursday's sale!

Stocker sale at **Kawartha Lakes Community Sales Barn: October 24, 2018 – 428** Stockers

Steers	Price Range	Average	Top	Heifers	Price Range	Average	Top
1000+	164.50-189.25	180.20	189.25	900+	100.00-180.00	163.31	180.00
900-999	130.00-194.00	187.50	194.00	800-899	136.00-186.00	175.28	186.00
800-899	165.00-208.50	204.00	208.50	700-799	150.00-191.25	176.84	191.25
700-799	159.00-218.50	194.81	218.50	600-699	152.50-193.50	176.42	193.50
600-699	197.50-245.00	214.14	245.00	500-599	157.50-214.00	195.43	214.00
500-599	187.00-270.00	237.43	270.00	400-499	127.50-212.50	183.80	212.50
400-499	195.00-276.00	243.28	276.00				

Good quality cattle sold strong at steady prices. Second cut cattle and non-vaccinated cattle sold on softer demand.

Stocker sale at: **Wiarthon- Grey Bruce Livestock Co-operative Sale, October 25, 2018– 603** Stockers, **5** bulls

Steers	Price Range	Top	Heifers	Price Range	Top
700-900	145.00-169.00		500-700	212.00-227.00	
600-700	211.00-223.00		400-500	215.00-231.00	
500-600	208.00-253.00		200-400	214.50-230.00	
300-500	219.00-248.00				
Bulls 200-300	305.00		Bulls 400-500	232.00	

Top quality freshly weaned calves, including Charolais cross, Red Angus, Black Angus, Hereford, Simmental, Limousin and Gelbveih sold at higher prices than current market trends!

ONTARIO BRED COW SALES

Ontario Stockyards Inc, October 19, 2018- 177 Bred cows, 19 Cow calf pairs (prices are per head & per pair), 4 bulls

	Exotic and Exotic X	British and British X
Top quality bred cows	N/T	N/T
Avg quality bred cows	\$1000-\$1675	\$900-\$1300
Top quality cow/calf pairs	N/T	N/T
Avg quality cow/calf pairs	\$1400-\$1700	\$1200-\$1500

Denfield Livestock Exchange, October 20, 2018- 10 Bred cows, 8 Cow calf pairs (prices are per head & per pair)

	Exotic and Exotic X	British and British X
Top quality bred cows	N/T	N/T
Avg quality bred cows	N/T	\$1100-\$1500
Top quality cow/calf pairs	N/T	N/T
Avg quality cow/calf pairs	N/T	\$1350-\$1900

Ottawa Livestock Exchange, October 20, 2018- 147 Bred cows, 17 Cow calf pairs (prices are per head & per pair)

	Exotic and Exotic X	British and British X
Top quality bred cows	\$1600-\$2600	\$875-\$1500
Avg quality bred cows	\$1950	\$1050
Top quality cow/calf pairs	\$2850	\$1450
Avg quality cow/calf pairs	\$2100	\$950

LIVE CATTLE EXPORTS-ONTARIO

	Week ending Oct 6, 2018	Week ending Sept 29, 2018	Year to Date
Total live slaughter cattle exported from Ontario to the U.S.	2,210	1,807	88,205
Steers & Heifers & Cows	1,862	1,549	76,035
Bulls	348	258	12,170

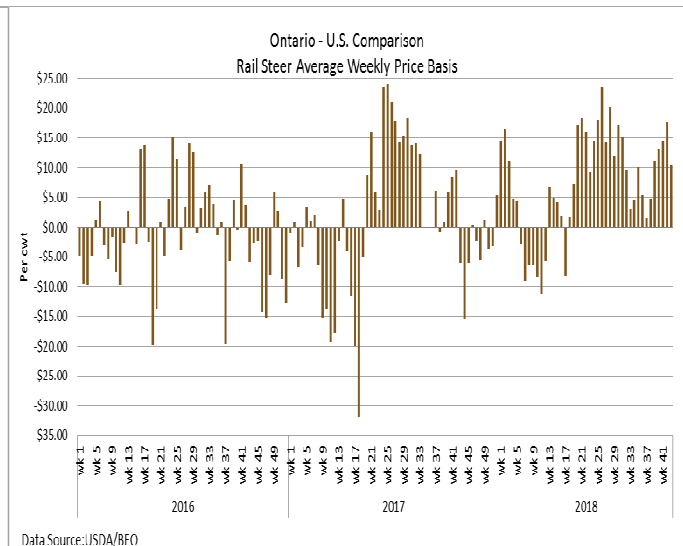
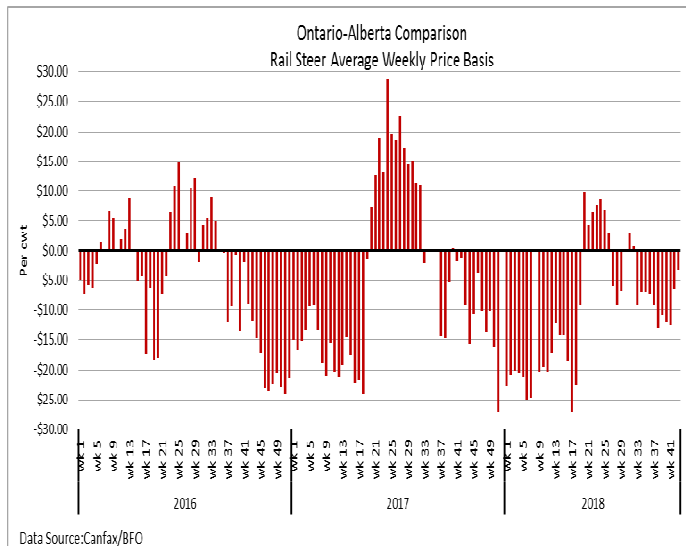
QUEBEC ELECTRONIC AUCTION MARKET (F.O.B. THE FEEDLOT)

	Price	Change from Last Week
For the week ending October 25, 2018	239.00-243.25	+0.40

ALBERTA DIRECT TRADE

For the week ending Thursday, October 25, 2018

Steers	Live FOB	147.50-147.75	Rail FOB	146.50-248.50
Heifers	Live FOB	147.00	Rail FOB	246.50-248.50



U.S. TRADE (U.S. funds)

For the week Ending Thursday, October 25, 2018

Choice and Select Steers and Heifers:	Live	110.00-115.00- most 114.00-115.00
	Rail	174.00-180.00- most 180.00

AVERAGE CARCASS WEIGHTS – CANADA

	Steers	Heifers
Oct 20, 2018	924	847
Oct 13, 2018	924	848
Oct 21, 2017	929	850

FEDERALLY INSPECTED CANADIAN PROCESSING (week of Thanksgiving)

	<i>Week Ending Oct 20, 2018</i>	<i># of hd change from week ago</i>	<i>YTD</i>	<i>% Change (Week Ago)</i>	<i>% Change (Year Ago)</i>
Grand Total	64,082	+10,316	2,423,972	+19%	+7%
Western Slaughter	50,601	+8,843	1,895,459	+21%	+7%
Eastern Slaughter	13,481	+1,673	528,513	+14%	+5%

USDA ESTIMATED CATTLE PROCESSING VOLUME

	<i>Week Ending October 27, 2018</i>	<i>Previous Week</i>	<i>Year Ago</i>
Grand Total	633,000	625,000	625,000

CANADIAN BOXED BEEF CUT-OUT VALUES

Week Ending	AAA	AA
October 12, 2018	2.6089	2.4469
October 5, 2018	2.6103	2.4748
September 28, 2018	2.6037	2.5392

U.S. BOXED BEEF CUT-OUT VALUES (U.S. funds)

	Choice 600-900	Select 600-900
Current Five Day Average:	210.40	196.98

LIVE CATTLE – CANADA

IMPORTS	<i>Import % change from 2017 YTD</i>	EXPORTS	<i>Export % change from 2017 YTD</i>		
<i>Jan 1- Aug 31/18</i>		<i>Jan 1- Oct 13/18</i>			
Pure bred	4,115	-7%	Slaughter steers & heifers & cows	295,048	-19%
Non-pure bred	90,054	+111%	Feeder cattle & calves	162,342	+55%
			Bulls	36,084	-16%

BEEF EXPORTS – CANADA

	United States	<i>Change from last year YTD</i>	Mexico	<i>Change from last year YTD</i>
	<i>Jan 1- Aug 31/18</i>		<i>Jan 1- Aug 31/18</i>	
Total	192,962 tonnes	+5% or +9,935 tonnes	9,963 tonnes	-14% or -1,596 tonnes

BEEF PRODUCTION – CANADA

	<i>Jan 1 – Oct 20/18</i>	<i>Last Year Same Time</i>	<i>% Change</i>
Fed	795,618 tonnes	753,508 tonnes	6%
Non-fed	135,790 tonnes	120,720 tonnes	+12%

BEEF IMPORTS – CANADA

	<i>Jan 1 – Oct 20/18</i>	<i>Last Year Same Time</i>	<i>% Change</i>
United States	97,899 tonnes	98,472 tonnes	-1%
Non-NAFTA	37,878 tonnes	38,412 tonnes	-1%
EU-28 (beef/veal total)	1,605 tonnes	1,799 tonnes	-11%
Total	144,244 tonnes	142,774 tonnes	+1%

CHICAGO MERCANTILE EXCHANGE

Closing quotes on futures today were as follows:

Live Cattle		Feeder Cattle		Corn		Soybeans		Canadian \$	
Oct	113.87 +0.52	Nov	154.80 +0.85	Dec	3.676 +6.6	Nov	8.450 +3.2	Spot	76.39 -0.07
Dec	118.40 +1.32	Jan	149.70 +0.65	Mar	3.800 +6.4	Jan	8.576 +3.2	Dec	76.45 -0.08
Feb	123.45 +1.22	Mar	147.82 +0.32	May	3.880 +6.4	Mar	8.710 +3.0	Mar	76.59 -0.08
Apr	124.17 +1.20	Apr	149.32 +0.40	Jul	3.936 +6.4	May	8.846 +2.6	Jun	76.69 -0.09
Jun	116.05 +1.07	May	150.00 +0.50	Sep	3.960 +6.2	Jul	8.964 +2.6	Sep	76.79 -0.09
Aug	113.62 +0.72	Aug	152.92 +0.62	Dec	4.024 +6.2	Aug	9.014 +3.2	Dec	76.89 -0.09

Beef Farmers of Ontario, 130 Malcolm Road, Guelph, ON N1K 1B1 Phone: (519) 824-0334 Fax: (519) 824-9161 or email: markets@ontariobeef.com

OBCFPP LICENCE CHANGES

Now Licenced: Country Dealer

Gingerich Veal Transport, 1267388 Ontario Incorporated, 5459 Wellington Road 87, RR 2, Harriston, ON NOG 1Z0

Licence Re-instated- with conditions- Country Dealer

Kingsman Development Inc., 9114 Horseshoe Hill Road, Caledon, ON L7K 2B4

UPCOMING ONTARIO AUCTION MARKETS SPECIAL FALL SALES

Oct 27	9:00 am	Keady Livestock Market	Bruce Peninsula Calf Club Sale- Presort
Oct 27	1:00 pm	Maple Hill Auctions Ltd	Vancise Hereford/Red Angus Sale
Oct 29	1:00 pm	Carson's Farm & Auction Services	Fall Stocker Sale
Oct 30	9:00 am	Keady Livestock Market	Georgina Bay Charolais Calf Club Sale- Presort
Oct 31	10:00 am	Kawartha Lakes Community Sale Barn	Fall Stocker Sale
Oct 31	2:00 pm	Vankleek Hill Livestock Exchange	Fall Stocker Sale
Nov 1	9:00 am	Keady Livestock Market	Bluewater Angus Calf Club Sale- Presort
Nov 2	7:00 pm	Cargill Auction Market	Local Calf & Yearling Sale
Nov 3	9:00 am	Keady Livestock Market	Central Calf Association Sale- selling in owner lots
Nov 6	11:00 am	Ontario Stockyards Inc	All Vaccinated Stocker Sale
Nov 7	10:00 am	Kawartha Lakes Community Sale Barn	Peterborough Cattlemen/ Victoria Beef Producers Sale
Nov 9	9:00 am	Keady Livestock Market	Special Calf Sale- selling in owner lots
Nov 9	10:00 am	Brussels Livestock	Vaccinated Stockers/Angus Influence Sale- in reg. sale
Nov 10	8:30 am	Rainy River Cattlemen's Sale	Calves, yearlings, cows, bred cows – <u>1 day</u> delivery only!

Comments for the week ending October 25, 2018

270 fed steers and heifers sold through Ontario auction markets this week, down 74 head from last week and 250 less than the same week last year. Fed steers sold from \$122.39-\$142.79 averaging \$134.97 down \$4.16 from last week and \$0.77 stronger than last year at this time. Fed heifers ranged from \$117.07-\$139.86 averaging \$130.18 down \$3.93 from last week and \$1.28 stronger than year ago prices. Auction markets reported trade as steady on the good quality cattle, with medium quality trading under pressure with prices \$3.00-\$5.00 cwt lower.

Ontario railgrade prices started out fully steady to the previous week with steers at \$244.00 dressed and heifers \$243.00. By Wednesday, prices were reported at \$244.00-\$246.00 dressed for steers and \$243.00-\$245.00 for heifers. Delivery was reported for the weeks of November 1st to November 19th. This week's average prices are up \$0.50 from last week and \$19.00 above year ago prices.

Volumes of cull cows sold through auction markets increased again this week, with 2,942 head sold, up 141 from last week and 477 head more than the same week last year. Cows sold from \$42.57-\$62.98 averaging \$51.75 down \$0.42 from last week and \$14.71 lower than last year at this time. So far in October the cow prices have declined \$8.01 cwt as of this week. Auction markets reported trade as under pressure with prices anywhere from steady to \$5.00-7.00 cwt lower. By mid-week the market saw a moderate demand with prices about steady to the week's decline. By Thursday the market was active with cows selling \$1.00 cwt higher.

Larger receipts of stocker and feeder cattle came to market this week with 11,756 head sold through auction markets, up 1,505 from last week and 212 more than the same time last year. This week's volume sold is the largest weekly volume noted since the week of October 27, 2016. Auction markets reported that calves were selling on a selective demand with prices barely steady to \$10.00 cwt lower. As the week progressed calves were steady to strong on the good quality and softer on the second cut and non-vaccinated calves. Grass types were down \$5.00-\$7.00 cwt to start. As the week played out prices were steady on the good quality cattle while the second cut and non-vaccinated cattle were discounted. Yearlings started out on a selective demand at barely steady prices. As the week progressed, prices were reflective of the quality, with good yearlings steady to stronger and second cut and medium quality under pressure. Actual average prices this week saw steers 400-500 lbs down \$12.41 from last week's weighted average, 500-600 lbs down \$1.02, 600-700 lbs up \$2.19, 700-800 lbs down \$9.74, 800-900 lbs down \$1.06, 900-1000 lbs down \$7.09 and steers over 1000 lbs averaged \$3.69 lower than last week on average. Heifers 300-400 lbs were down \$14.70 from last week's weighted average price, 400-500 lbs down \$23.46, 500-600 lbs down \$3.25, 600-700 lbs up \$3.33, 700-800 lbs up \$3.18, 800-900 lbs up \$7.59 and heifers 900 lbs and over averaged \$12.02 stronger than last week, on average.

The Quebec electronic market this week ranged from \$239.00-\$243.25 dressed, up \$0.40 from last week on average.

Alberta direct trade was light on Wednesday, with Canfax reporting live sales from \$147.00-\$147.50 picked up, down \$2.00-\$3.00 cwt from last week's averages. A couple of sales were also noted at \$250.00 delivered, also down \$2.00-\$3.00 from last week. For Thursday Canfax reports the market as steady to Wednesday and \$2.00-\$4.00 lower than last week, from \$248.00-\$250.00 delivered on a dressed basis.

US cash cattle trade for the week ending October 19th, was light through the week, in the north with prices holding steady. A scattered light test in the south late Friday afternoon was also steady, but many sellers passed on the steady bids and held out for higher prices. The USDA Mandatory Price Report listed live sales for the week from \$108.00-\$111.50 with steers averaging \$110.05 down \$0.47 from the previous week while heifers averaged \$110.41 down \$0.36. On the rail steers and heifers were reported from \$172.00-\$176.00 dressed, with steers averaging \$173.84 up \$0.32 and heifers \$173.92 up \$0.50 from the previous week on average.

This week, a few scattered deals have popped up here and there, but not enough to establish a market. Monday saw a few sales in Iowa at \$111.00 live and \$174.00 dressed with more deals Tuesday from \$110.00-\$112.00 live and \$174.00 dressed. Wednesday, a few more sales in Iowa were noted at \$112.00 live, up \$2.00 from last week, and \$175.00 dressed up \$1.00, but still not enough to establish a market. On Wednesday At the Fed Cattle Exchange online auction there were 1,051 head on offer, in 6 lots with delivery in 1-9 days. Asking prices varied with \$105.00 listed on two lots (which breeds were not available), but sellers passed the bids of \$105.00. The remainder were priced from \$112.00-\$114.00 live with no bids reported, leaving all cattle on offer this week unsold. On Thursday the market was quiet as sellers resisted bids of \$109.00 live and \$174.00 dressed. Today, trade is surfacing at stronger prices for the first time in 7 weeks, as the US trade has been trading sideways for six consecutive weeks. Today, sales are sitting at \$114.00-\$115.00 live up \$3.00-\$5.00 from last week. Dressed sales have been reported at \$180.00 which is up \$6.00 from last week. Business is expected to continue this afternoon but the higher market trend is established.