



## Weekly Market Information Report for the week ending Thursday November 8, 2018

The following information is collected from various sources and disseminated by Beef Farmers of Ontario.

### ONTARIO DIRECT TO PACKER RAILGRADE CATTLE TRADE

Prices are on a carcass weight basis before grade and weight discounts. Weekly Range:

A Grade Steers	244.00-244.50
A Grade Heifers	243.00

### ONTARIO LIVE CATTLE TRADE

Ontario auction sales this week saw weighted average price ranges for:

FED CATTLE	Volume	Price Range	Average	Top	Last Week Avg
Large Frame Steers +1250	132	119.66-139.55	132.46	148.25	131.73
Medium Frame Steers +1250	62	117.03-138.54	129.32	141.50	118.14
Large & Medium Frame Steers +1250	194	121.37-140.46	133.46	148.25	127.81
Large Frame Heifers +1000	110	119.82-139.50	131.27	154.00	134.53
Medium Frame Heifers +1000	69	106.49-129.91	119.97	143.00	124.61
Large & Medium Frame Heifers +1000	179	113.88-140.91	127.96	154.00	132.37
Cows - All Weights	2,748	37.16-56.31	46.33	108.00	49.56
Bulls - All Weights	138	64.12-88.98	74.66	122.00	76.51

### STOCKERS - Large and Medium Frame

STEERS	Volume	Price Range	Average	Top	Last Week Avg
1000+	536	158.76-184.90	170.63	191.75	174.34
900-999	391	179.19-198.64	193.24	202.00	192.67
800-899	390	168.46-203.11	193.18	210.50	183.75
700-799	537	170.19-208.12	192.38	229.00	192.71
600-699	1,004	179.02-215.33	199.69	250.00	210.76
500-599	974	175.43-228.46	203.93	267.50	218.67
400-499	521	185.19-233.05	209.74	272.50	222.25
-399	152	169.10-239.68	203.54	272.50	200.50

HEIFERS	Volume	Price Range	Average	Top	Last Week Avg
+900	327	129.90-163.85	150.61	179.50	147.49
800-899	156	124.56-163.56	151.24	183.75	163.32
700-799	222	139.70-172.33	158.00	194.00	164.53
600-699	548	152.67-188.28	174.47	220.00	178.58
500-599	783	147.99-199.26	176.26	242.50	185.76
400-499	503	147.15-208.00	182.10	230.00	198.16
300-399	115	146.49-188.96	168.42	218.00	190.27
-299	25	122.08-171.88	148.17	200.00	167.98

At Kawartha Lakes Community Sale Barn, November 3, 2018 – 115 cows, 6 bulls, 31 veal, 69 stockers, 15 fed cattle

	Price Range	Avg.	Top
Cows	42.00-62.50	49.56	100.00
Bulls over 1600 lbs	61.00-93.50	78.26	93.50
Veal 600 lbs +	82.00-117.00	101.68	117.00
Veal 125 lbs and less	6.25-300.00	56.71	300.00

**Denfield Livestock Exchange Inc., November 6, 2018: 116 Fed Cattle, 12 Veal, 3 Bulls, 144 Cows & 113 Drop Calves**

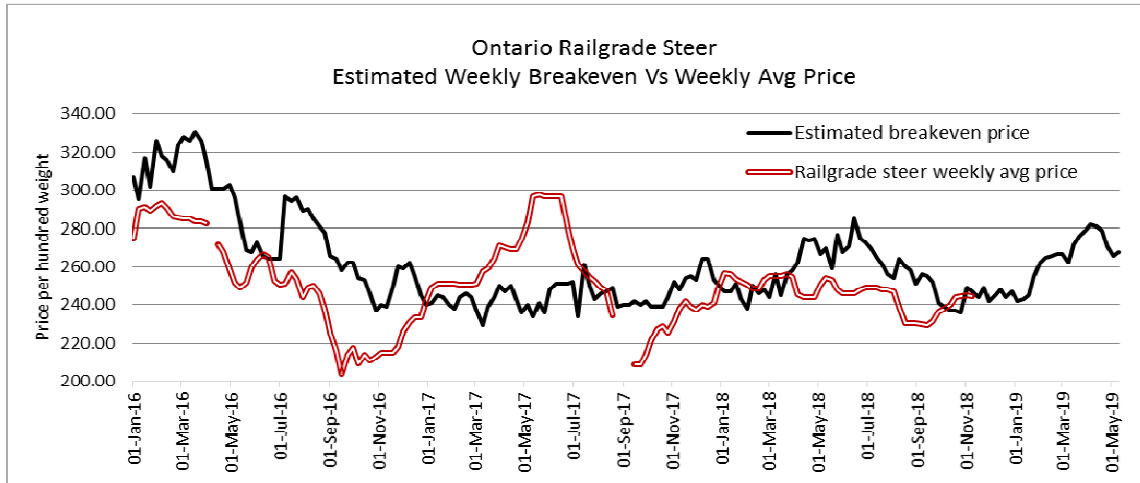
	Price Range	Top		Price Range	Top
Choice steers	145.00-150.00	151.50	Good beef cows	55.00-65.00	
Good steers	140.00-145.00		Good Holstein cows	50.00-60.00	
Choice heifers	140.00-145.00		D1 & D2 Cows	40.00-50.00	
Good heifers	135.00-140.00		D3 & D4 Cows	30.00-40.00	
Good Holstein veal	120.00-130.00	140.00	Choice drop calves	\$140.00-\$200.00/hd	\$520.00/hd
Plain & heavy veal	105.00-115.00		Good drop calves	\$75.00-\$125.00/hd	
Good beef bulls	80.00-97.0		Plain & Newborns	\$40.00-\$75.00/hd	

**At Renfrew Pontiac Livestock Ltd.: November 6, 2018 – 11 Replacement Calves, 43 Cows, 11 Bulls**

	Price Range	Top
Replacement Calves	20.00-75.00	210.00
Cows D1 & D2	63.00-73.00	83.00
Cows D3	59.00-63.00	
Cows D4	46.00-58.00	
Bulls	68.00-88.00	98.00

**At Aylmer Stockyards Inc.: November 7, 2018 – 57 stockers, 63 Veal, 223 Cows, 32 Fed Cattle, 6 bulls**

	Price Range	Average	Top
Fed heifers, dairy and dairy cross +1000 lbs	67.00-106.49	88.00	126.49
Cows	29.99-64.50	49.69	86.99
Veal over 600 lbs	90.00-140.99	119.19	140.99



The information provided on this report is based on weighted averages for actual data collected. Input costs are a guideline only and will vary from producer to producer. BFO does not take any responsibility and accepts no legal liability arising from or connected to damages or losses experienced by producers when using this information. This is to be used at your own risk.

**ONTARIO STOCKER & FEEDER TRADE**

**Stocker sale at Brussels Livestock: November 2, 2018 – 1,302 Stockers**

Steers	Price Range	Average	Top	Heifers	Price Range	Average	Top
1000+	168.50-183.00	175.31	186.00	900+	145.00-172.25	161.43	179.50
900-999	179.00-194.50	188.05	194.50	800-899	150.00-177.00	166.10	183.75
800-899	176.00-206.00	183.66	206.00	700-799	153.00-186.00	171.73	186.00
700-799	178.00-212.50	199.36	214.75	600-699	160.00-185.00	169.99	195.00
600-699	178.00-207.00	194.69	214.00	500-599	150.00-195.00	178.83	195.00
500-599	181.00-225.00	198.49	230.00	400-499	155.00-230.00	195.80	230.00
400-499	180.00-238.00	206.18	247.00	300-399	160.00-190.00	177.33	205.00
399-	195.00-272.00	237.00	272.00	299	150.00-190.00	180.00	190.00

Stocker sale at **Vankleek Hill Livestock Exchange: November 5, 2018 – 130** stockers

<i>Steers</i>	<b>Price Range</b>	<b>Average</b>	<b>Top</b>	<i>Heifers</i>	<b>Price Range</b>	<b>Average</b>	<b>Top</b>
<b>600-699</b>	144.00-209.00	176.71	209.00	<b>500-599</b>	144.00-152.00	145.80	152.00
<b>500-599</b>	158.00-222.00	182.86	222.00				
<b>400-499</b>	142.00-226.00	178.50	226.00				
<b>399-</b>	150.00-202.00	161.71	202.00				

Stocker sale at: **Community Livestock Exchange: November 6, 2018 – 154** Stockers

<i>Steers</i>	<b>Price Range</b>	<b>Average</b>	<b>Top</b>	<i>Heifers</i>	<b>Price Range</b>	<b>Average</b>	<b>Top</b>
<b>700-799</b>	157.00-204.00	185.60	204.00	<b>600-699</b>	119.99-160.00	141.50	160.00
<b>600-699</b>	122.50-214.99	194.30	214.99	<b>500-599</b>	120.99-196.99	453.09	196.99
<b>500-599</b>	117.50-250.99	195.90	250.99	<b>400-499</b>	114.99-194.99	166.70	194.99
<b>400-499</b>	200.00-272.50	235.99	272.50				

Stocker sale at: **Keady Livestock Market: November 6, 2018 – 794** Stockers

<i>Steers</i>	<b>Price Range</b>	<b>Average</b>	<b>Top</b>	<i>Heifers</i>	<b>Price Range</b>	<b>Average</b>	<b>Top</b>
<b>900-999</b>	189.50-202.00	198.21	202.00	<b>900+</b>	100.00-163.50	149.50	163.50
<b>800-899</b>	172.50-210.50	205.31	210.50	<b>800-899</b>	150.00-174.00	166.77	174.00
<b>700-799</b>	165.00-188.00	178.79	207.00	<b>700-799</b>	160.00-180.00	171.88	180.00
<b>600-699</b>	180.00-207.00	194.35	212.50	<b>600-699</b>	120.00-177.50	158.25	180.00
<b>500-599</b>	190.00-240.00	214.61	245.00	<b>500-599</b>	131.00-190.00	168.70	200.00
<b>400-499</b>	205.00-250.00	230.08	250.00	<b>400-499</b>	165.00-220.00	193.77	227.50
<b>399-</b>	175.00-250.00	226.50	250.00	<b>300-399</b>	150.00-181.00	167.31	215.00

Stocker sale at: **Renfrew Pontiac Livestock: November 6, 2018 – 246** Stockers

<i>Steers</i>	<b>Price Range</b>	<b>Average</b>	<b>Top</b>	<i>Heifers</i>	<b>Price Range</b>	<b>Average</b>	<b>Top</b>
<b>700-799</b>	105.00-204.00	160.29	204.00	<b>500-599</b>	105.00-184.00	163.30	184.00
<b>600-699</b>	158.00-212.00	178.40	212.00	<b>400-499</b>	139.99-200.00	177.89	200.00
<b>500-599</b>	135.00-225.00	204.30	225.00	<b>300-399</b>	144.99-197.50	181.00	197.50
<b>400-499</b>	176.00-216.00	195.90	216.00				
<b>399-</b>	147.50-239.99	192.70	239.99				

Stocker sale at **Ontario Livestock Exchange: November 7, 2018 – 624** Stockers

<i>Steers</i>	<b>Price Range</b>	<b>Average</b>	<b>Top</b>	<i>Heifers</i>	<b>Price Range</b>	<b>Average</b>	<b>Top</b>
<b>1000+</b>	166.00-191.75	177.79	191.75	<b>900+</b>	Not enough sold		
<b>900-999</b>	180.00-202.00	196.61	202.00		to establish a		
<b>800-899</b>	189.00-209.50	201.45	209.50		market		

Stocker sale at: **Ontario Livestock Exchange, November 8, 2018– 605** Stockers

<i>Steers</i>	<b>Price Range</b>	<b>Average</b>	<b>Top</b>	<i>Heifers</i>	<b>Price Range</b>	<b>Average</b>	<b>Top</b>
<b>1000+</b>	112.00-157.50	135.05	157.50	<b>900+</b>	87.50-146.00	124.81	146.00
<b>900-999</b>	87.50-155.00	126.88	155.00	<b>800-899</b>	62.50-157.00	125.68	157.00
<b>800-899</b>	85.00-160.00	137.88	197.50	<b>700-799</b>	135.00-160.00	152.69	160.00
<b>700-799</b>	132.50-229.00	179.46	229.00	<b>600-699</b>	132.50-191.00	161.04	191.00
<b>600-699</b>	157.50-250.00	205.11	250.00	<b>500-599</b>	125.00-167.50	149.22	205.00
<b>500-599</b>	155.00-267.50	200.85	267.50	<b>400-499</b>	122.50-192.50	151.00	195.00
<b>400-499</b>	160.00-222.50	186.03	222.50	<b>300-399</b>	142.50-177.50	154.50	177.50
<b>399-</b>	150.00-202.50	177.50	260.00				

Stocker sale at: **Ontario Stockyards Inc. – November 8, 2018– 785** Stockers

<b>Steers</b>	<b>Price Range</b>	<b>Average</b>	<b>Top</b>	<b>Heifers</b>	<b>Price Range</b>	<b>Average</b>	<b>Top</b>
<b>1000+</b>	60.00-118.00	81.44	140.00	<b>900+</b>	90.00-147.00	112.87	164.50
<b>900-999</b>	149.00-196.00	190.99	196.00	<b>800-899</b>	114.00-10.00	151.42	160.00
<b>800-899</b>	115.00-199.00	175.44	199.00	<b>700-799</b>	95.00-167.00	135.67	167.00
<b>700-799</b>	109.00-206.00	159.41	206.00	<b>600-699</b>	102.50-189.00	164.52	189.00
<b>600-699</b>	147.00-200.00	176.75	206.00	<b>500-599</b>	140.00-200.00	174.14	200.00
<b>500-599</b>	148.00-208.00	183.65	225.00	<b>400-499</b>	155.00-195.00	180.82	213.00
<b>400-499</b>	187.00-219.00	203.39	240.00	<b>300-399</b>	145.00-218.00	183.89	218.00
<b>399-</b>	162.50-240.00	197.29	260.00	<b>299-</b>	180.00-182.50	181.11	182.50

Stocker sale at: **Ottawa Livestock Exchange, November 8, 2018– 190** Stockers

<b>Steers</b>	<b>Price Range</b>	<b>Average</b>	<b>Top</b>	<b>Heifers</b>	<b>Price Range</b>	<b>Average</b>	<b>Top</b>
<b>700-799</b>	137.00-167.00	154.87	167.00	<b>600-699</b>	126.00-160.00	147.05	160.00
<b>600-699</b>	161.00-194.00	180.33	194.00	<b>500-599</b>	102.00-175.00	140.32	190.00
<b>500-599</b>	162.00-212.00	180.69	220.00	<b>400-499</b>	150.00-207.00	190.00	207.00
<b>400-499</b>	130.00-205.00	170.77	236.00				
<b>399-</b>	130.00-254.00	194.50	254.00				

**ONTARIO STOCKER & FEEDER TRADE SPECIAL FALL STOCKER SALES**

Stocker sale at **Keady Livestock Market, November 3, 2018- 375** stockers -Central Calf Association Sale!

<b>Steers</b>	<b>Price Range</b>	<b>Average</b>	<b>Top</b>	<b>Heifers</b>	<b>Price Range</b>	<b>Average</b>	<b>Top</b>
<b>800-899</b>	191.50-198.00	193.13	198.00	<b>600-699</b>	182.50-205.00	195.60	205.00
<b>700-799</b>	190.00-222.00	214.68	222.00	<b>500-599</b>	186.00-209.00	197.76	217.50
<b>600-699</b>	189.00-219.00	205.31	228.50	<b>400-499</b>	205.00-214.00	211.13	214.00
<b>500-599</b>	216.00-231.50	221.75	231.50				
<b>400-499</b>	211.00-233.00	215.15	237.50				

Central Calf Association Sale- selling in owner lots - A good offering of calves sold steady to the previous 3 sales in calf-o-rama!

Stocker sale at: **Cargill Auction Market: November 2, 2018 – 1,200** Stockers (300 steers, 900 heifers)

<b>Steers</b>	<b>Price Range</b>	<b>Heifers</b>	<b>Price Range</b>
<b>1000+</b>	158.00-192.00	<b>900+</b>	152.00-189.00
<b>900-999</b>	193.50-206.00	<b>800-899</b>	158.00-203.00
<b>600-699</b>	197.00-203.00	<b>700-799</b>	171.00-206.00
<b>500-599</b>	180.00-240.00	<b>600-699</b>	174.00-190.00
<b>400-499</b>	220.00-250.00	<b>500-599</b>	157.50-203.00
		<b>400-499</b>	180.00-217.00

Calves and yearlings sold on an active steady trade!

Stocker sale at: **Denfield Livestock Exchange: November 3, 2018 – 945** Stockers (560 steers, 385 heifers)

<b>Steers</b>	<b>Price Range</b>	<b>Heifers</b>	<b>Price Range</b>
<b>900-999</b>	160.00-193.00	<b>800-899</b>	168.00-185.00
<b>800-899</b>	165.00-184.00	<b>700-799</b>	145.00-168.00
<b>700-799</b>	170.00-195.00	<b>600-699</b>	160.00-185.00
<b>600-699</b>	160.00-215.00	<b>500-599</b>	160.00-195.00
<b>500-599</b>	190.00-238.00	<b>400-499</b>	150.00-205.00
<b>400-499</b>	200.00-260.00	<b>300-399</b>	195.00-240.00

Stocker sale at: **Ontario Stockyards Inc: November 6, 2018 – 1,185 Stockers**

Steers	Price Range	Average	Top	Heifers	Price Range	Average	Top
900-999	155.00-187.50	171.73	187.50	800-899	135.00-156.00	143.99	156.00
800-899	197.00-201.50	200.9	203.50	700-799	160.00-173.00	165.01	194.00
700-799	205.75-217.25	213.20	217.50	600-699	175.00-192.00	182.83	194.00
600-699	204.50-219.00	212.76	233.00	500-599	147.50-199.00	172.73	242.50
500-599	192.00-230.00	213.52	242.50	400-499	140.00-200.00	175.56	223.00
400-499	190.00-240.50	221.22	251.00	300-399	120.00-157.50	138.37	185.00
399-	190.00-260.00	231.22	260.00	299-	110.00-175.00	149.06	175.00

All vaccinated Stockers sale- Good quality replacement calves sold barely steady with yearling types selling strong. Plainer types were under pressure.

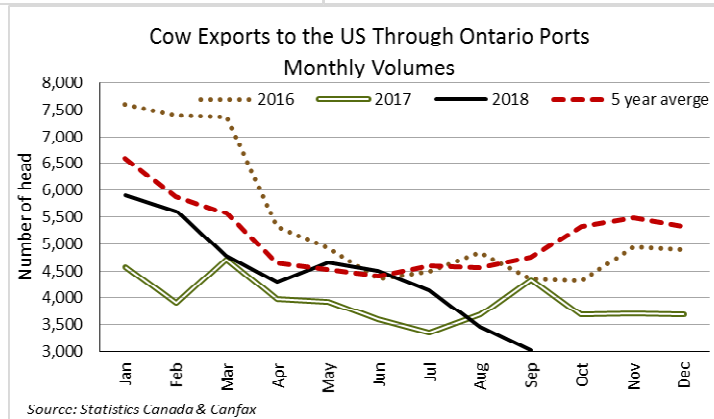
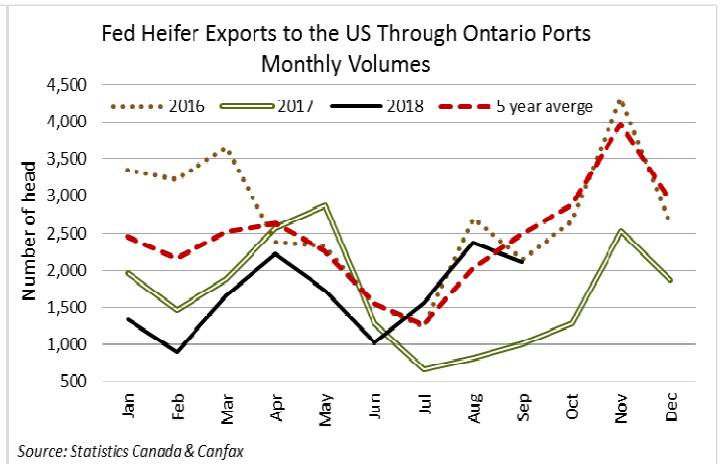
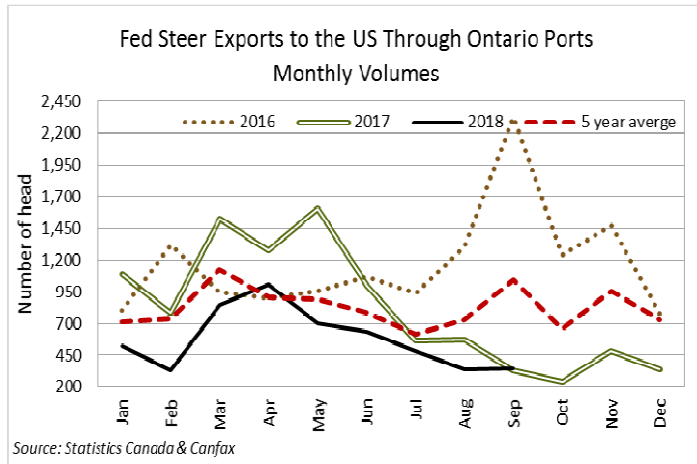
Stocker sale at **Kawartha Lakes Community Sales Barn: November 7, 2018 – 908 Stockers**

Steers	Price Range	Average	Top	Heifers	Price Range	Average	Top
800-899	177.50-205.00	188.09	205.00	700-799	164.00-185.00	171.21	185.00
700-799	191.00-209.00	203.43	211.50	600-699	165.00-204.00	193.46	220.00
600-699	189.00-222.00	209.27	225.50	500-599	172.50-219.00	198.45	220.50
500-599	180.00-235.00	213.48	238.00	400-499	135.00-227.00	190.08	227.00
400-499	197.50-245.00	225.11	269.00	300-399	152.50-205.00	171.77	205.00
399-	190.00-272.50	223.52	272.50				

Peterborough Cattlemen's & Victoria Beef Producers Certified Calf Sale - Good offering of vaccinated calves sold actively with heifer calves selling at a premium.

**WEEKLY LIVE CATTLE EXPORTS-ONTARIO**

	Week ending Oct 20, 2018	Week ending Oct 13, 2018	Year to Date
<b>Total live slaughter cattle</b> exported from Ontario to the U.S.	<b>2,463</b>	<b>2,369</b>	<b>93,037</b>
<b>Steers &amp; Heifers &amp; Cows</b>	<b>2,225</b>	<b>1,951</b>	<b>80,211</b>
<b>Bulls</b>	<b>238</b>	<b>418</b>	<b>12,826</b>



**QUEBEC ELECTRONIC AUCTION MARKET (F.O.B. THE FEEDLOT)**

	<b>Price</b>	<b>Change from Last Week</b>
For the week ending November 8, 2018	238.75-240.25	-1.28

**ALBERTA DIRECT TRADE**

For the week ending Thursday, November 8, 2018

<b>Steers</b>	Live <b>FOB</b>	148.00	Rail <b>FOB</b>	244.50-246.50
<b>Heifers</b>	Live <b>FOB</b>	N/T	Rail <b>FOB</b>	244.50-246.50

**U.S. TRADE (U.S. funds)**

For the week Ending Thursday, November 8, 2018

<b>Choice and Select Steers and Heifers:</b>	Live	112.00-114.00
	Rail	178.00-181.00

**AVERAGE CARCASS WEIGHTS – CANADA**

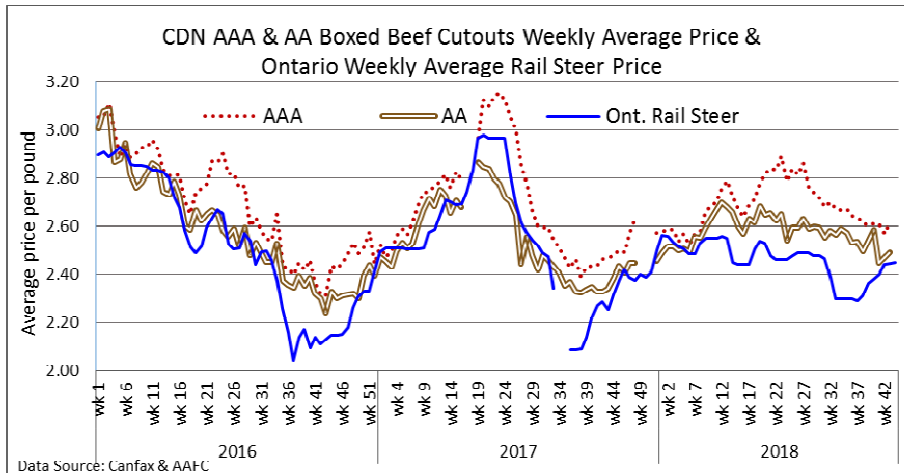
	<b>Steers</b>	<b>Heifers</b>
<b>Nov 3, 2018</b>	940	852
<b>Oct 27, 2018</b>	936	848
<b>Nov 4, 2017</b>	936	857

**FEDERALLY INSPECTED CANADIAN PROCESSING (week of Thanksgiving)**

	<i>Week Ending Nov 3, 2018</i>	<i># of hd change from week ago</i>	<i>YTD</i>	<i>% Change (Week Ago)</i>	<i>% Change (Year Ago)</i>
<b>Grand Total</b>	60,877	+814	2,544,912	+1%	+6%
<b>Western Slaughter</b>	47,510	+641	1,989,838	+1%	+7%
<b>Eastern Slaughter</b>	13,367	+173	555,074	+1%	+4%

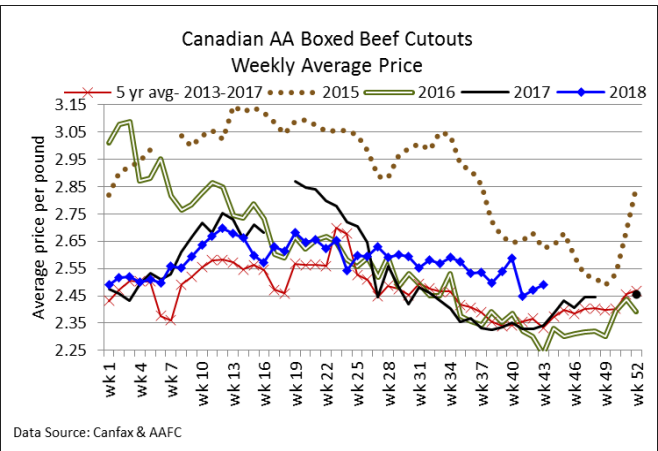
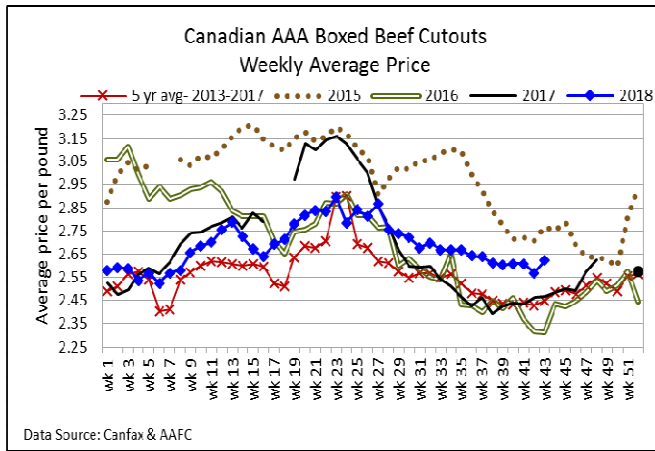
**USDA ESTIMATED CATTLE PROCESSING VOLUME**

	<i>Week Ending November 10, 2018</i>	<i>Previous Week</i>	<i>Year Ago</i>
<b>Grand Total</b>	640,000	643,000	624,000



**CANADIAN BOXED BEEF CUT-OUT VALUES**

<b>Week Ending</b>	<b>AAA</b>	<b>AA</b>
October 26, 2018	2.6230	2.4914
October 19, 2018	2.5693	2.4701
October 12, 2018	2.6089	2.4469



**U.S. BOXED BEEF CUT-OUT VALUES (U.S. funds)**

	<b>Choice</b>	<b>Select</b>
	<b>600-900</b>	<b>600-900</b>
<b>Current Five Day Average:</b>	<b>218.03</b>	<b>201.87</b>

**LIVE CATTLE – CANADA**

<b>IMPORTS</b>		<i>Import % change from 2017 YTD</i>	<b>EXPORTS</b>		<i>Export % change from 2017 YTD</i>
<i>Jan 1- Sept 30/18</i>			<i>Jan 1- Oct 27/18</i>		
Pure bred	4,359	-19%	Slaughter steers & heifers & cows	313,589	-19%
Non-pure bred	112,515	+113%	Feeder cattle & calves	170,383	+59%
			Bulls	38,100	-15%

**BEEF EXPORTS – CANADA**

	<b>United States</b>	<i>Change from last year YTD</i>	<b>Mexico</b>	<i>Change from last year YTD</i>
	<i>Jan 1- Sept 30/18</i>		<i>Jan 1- Sept 30/18</i>	
<b>Total</b>	<b>220,852 tonnes</b>	<b>+6% or +11,704 tonnes</b>	<b>11,128 tonnes</b>	<b>-16% or -2,123 tonnes</b>

**BEEF PRODUCTION – CANADA**

	<i>Jan 1 – Nov 3/18</i>	<i>Last Year Same Time</i>	<b>% Change</b>
Fed	835,834 tonnes	794,382 tonnes	+5%
Non-fed	143,285 tonnes	126,717 tonnes	+13%

**BEEF IMPORTS – CANADA**

	<i>Jan 1 – Nov 3/18</i>	<i>Last Year Same Time</i>	<b>% Change</b>
United States	102,435 tonnes	102,921 tonnes	0%
Non-NAFTA	41,104 tonnes	40,448 tonnes	+2%
EU-28 (beef/veal total)	1,700 tonnes	1,835 tonnes	-7%
<b>Total</b>	<b>152,388 tonnes</b>	<b>149,425 tonnes</b>	<b>+2%</b>



## CHICAGO MERCANTILE EXCHANGE

Closing quotes on futures today were as follows:

Live Cattle			Feeder Cattle			Corn		Soybeans		Canadian \$				
Dec	114.57	-1.97	Nov	149.00	-1.17	Dec	3.696	-3.6	Nov	8.752	+7.6	Spot	75.64	-0.61
Feb	117.80	-2.07	Jan	143.80	+2.47	Mar	3.812	-4.0	Jan	8.866	+7.6	Dec	75.77	-0.14
Apr	120.25	-1.62	Mar	142.17	-2.30	May	3.892	-4.0	Mar	9.000	+8.0	Mar	75.89	-0.16
Jun	112.70	-1.55	Apr	143.27	-2.27	Jul	3.960	-3.2	May	9.132	+8.0	Jun	75.92	-0.23
Aug	111.92	-1.02	May	143.90	-2.17	Sep	3.980	-3.0	Jul	9.264	+8.2	Sep	76.03	-0.23
Oct	113.40	-0.70	Aug	147.65	-1.90	Dec	4.024	-2.6	Aug	9.314	+8.2	Dec	76.29	-0.06

Beef Farmers of Ontario, 130 Malcolm Road, Guelph, ON N1K 1B1 Phone: (519) 824-0334 Fax: (519) 824-9161 or email: [markets@ontariobeef.com](mailto:markets@ontariobeef.com)

### UPCOMING ONTARIO AUCTION MARKETS SPECIAL FALL SALES

Nov 10	8:30 am	Rainy River Cattlemen's Sale	Calves, yearlings, cows, bred cows <u>-1 day</u> delivery only!
Nov 10	1:00 pm	Maple Hill Auctions Ltd	Local Bred Heifer Sale
Nov 14	10:00 am	Kawartha Lakes Community Sale Barn	Fall Stocker Sale
Nov 16	9:00 am	Keady Livestock Market	Grass & Yard yearling sale- overnight stand
Nov 17	11:00 am	Denfield Livestock Exchange	Vaccinated Stocker & Bred Cow, Cow/Calf Pair Sale
Nov 20	11:00 am	Ontario Stockyards Inc	All Vaccinated Stocker Sale
Nov 21	10:00 am	Kawartha Lakes Community Sale Barn	Peterborough/Victoria Counties Stocker Sale
Nov 21	7:00 pm	Brussels Livestock	Bred Cow & Cow/Calf Pair Sale
Nov 23	9:00 am	Keady Livestock Market	Special Calf Sale- selling in owner lots
Nov 23	11:00 am	Community Livestock Exchange	Quinte Cattlemen's Vaccinated Stocker Sale

### Comments for the week ending November 7, 2018

There were 373 fed steers and heifers on offer this week at auction markets, up 96 head from last week but 100 less than this time last year. Fed steers sold from \$121.37-\$140.46 averaging \$133.46 up \$5.65 from last week but \$6.53 below year ago prices. Fed heifers sold from \$113.88-\$140.91 averaging \$127.96 down \$4.41 from last week and \$6.70 lower than last year at this time. Auction markets reported trade early week as steady to last week, but as the week progressed, trade was under pressure with prices about \$3.00-\$4.00 cwt lower. The market ended the week holding steady.

Ontario railgrade prices this week ranged from \$244.00-\$244.50 dressed for steers and \$243.00 for heifers, but by Wednesday the prices were \$244.00 and \$243.00 respectively. This week's average prices are down \$0.75 for steers and \$1.00 lower on the heifers, from last week on average. Through the majority of this week there was one federal packer not bidding, with the exception of some trade on Tuesday and early Wednesday. This week's prices are \$6.50 stronger than this time last year. Delivery of the cattle sold this week was for anytime between November 19<sup>th</sup> and the first week in December.

The Canadian Boxed Beef Report by Kevin Grier reported last week's buyer activity as: "Distributors were just pulling their standing rake orders and filling in on any opportunities which have been few and far between. They have been hand to mouth for most of the past few weeks as price levels have discouraged taking most positions. The big retailers are pretty well done their Christmas and New Year buys. Those that were unwilling or unable to go with ribs have moved readily to tenders and strips. The Christmas period should have ample beef ads. Mid-December ads are being filled with good beef featuring."

There were 2,748 fed/cull cows sold through auction markets this week down 32 head from last week and 611 more than last year at this time. Cows sold from \$37.16-\$56.31 averaging \$46.33 down \$3.51 from last week and \$10.55 below year ago prices. Prices have declined week over week for the last six weeks, with a total drop of \$13.43 cwt over that time period. Auction market reports started out steady to easier. As the week progressed trade was barely steady to \$2.00-\$3.00 lower.



With fewer special fall stocker sales this week, there were only 7,184 head of stockers sold through auction markets, down 3,306 head from last week and 369 less than the same week last year. Auction markets reported good quality, vaccinated calves as steady to barely steady, with non-vaccinated calves under pressure and \$5.00-\$6.00 cwt lower. Yearlings were reported as steady to strong on good quality cattle, with fleshier and plainer types trading under pressure. Actual average prices this week for steers 400-500 lbs were down \$12.51 from last week's weighted average, 500-600 lb steers were down \$14.74, 600-700 lbs down \$11.07, 700-800 lbs down \$0.33, 800-900 lbs up \$9.43, 900-1000 lbs up \$0.57 and steers 1000 lbs and over averaged \$3.71 below last week on average. Heifers from 300-400 lbs were down \$21.85 from last week on average, 400-500 lb heifers down \$16.06, 500-600 lbs down \$9.50, 600-700 lbs down \$4.11, 700-800 lbs down \$6.53, 800-900 lbs down \$12.08 and heifers 900 lbs and over averaged \$3.12 higher than last week's weighted average price.

The Quebec electronic market this week ranged from \$238.75-\$240.25 dressed, down \$1.28 from last week on average.

Alberta direct trade was reported as moderate to active this week by Canfax, with sales fully steady at \$248.00 delivered on a dressed basis. On a picked up basis, Canfax saw live steers trade at \$148.00 which is up \$0.57 from last week, with dressed deals from \$244.50-\$246.50, which is steady. Canfax reports: "Buyers were indicating cattle that they bought this week would be lifted in three weeks."

US cash cattle trade for the week ending November 2<sup>nd</sup>, did not get underway until late Friday afternoon and carried into the evening. Most of the trade was on a live basis in both the north and the south this week, with slightly stronger prices. The USDA Mandatory Price Report listed prices for the week from \$110.00-\$116.00 live with steers averaging \$114.95 up \$1.14, while heifers averaged \$115.22 up \$1.25 from the previous week on average. Limited dressed deals ranged from \$178.00-\$182.00 with steers averaging \$180.27 up \$0.57 and heifers \$180.00 up \$0.66 from the previous week's weighted averages.

This week, on Monday, around 1,500 head traded in parts of the north with sales from \$178.00-\$180.00 dressed and \$113.00 live, which is steady to \$2.00 lower, but certainly not enough to establish a market. On Wednesday, at the Fed Cattle Exchange online auction, there were 310 head on offer, in three lots with delivery in 1-9 days. Asking prices were steady to last week at \$115.00-\$116.00 live, with the same results as last week, no bids and no sales. On the cash market Wednesday a few sales were noted at \$112.00-\$114.00 live and \$179.00-\$181.00 dressed which is steady to \$2.00 lower than last week but still within last week's trading range. Thursday a light test in the north was at \$180.00 dressed. Although there has been sales in Nebraska and Iowa each day this week, the volumes were very limited, with all other areas at a standstill. Today, a light to moderate trade developed in the north with live sales at \$113.00-\$114.50 down \$0.50-\$2.00 from last week, while dressed deals were at \$179.00-\$180.00 which is steady to \$1.00 lower than last week. In the south trade is developing at \$114.00 live which is also \$2.00 lower than last week on average.