



Weekly Market Information Report for the week ending Thursday November 22, 2018

The following information is collected from various sources and disseminated by Beef Farmers of Ontario.

ONTARIO DIRECT TO PACKER RAILGRADE CATTLE TRADE

Prices are on a carcass weight basis before grade and weight discounts. Weekly Range:

A Grade Steers	244.00- light receipts with limited packer interest
A Grade Heifers	243.00- light receipts with limited packer interest

ONTARIO LIVE CATTLE TRADE

Ontario auction sales this week saw weighted average price ranges for:

FED CATTLE	Volume	Price Range	Average	Top	Last Week Avg
Large Frame Steers +1250	151	108.57-138.52	130.22	148.00	127.85
Medium Frame Steers +1250	97	115.03-137.13	131.88	147.00	132.60
Large & Medium Frame Steers +1250	248	109.84-139.81	132.13	148.00	131.82
Large Frame Heifers +1000	85	102.15-143.30	127.42	153.75	121.89
Medium Frame Heifers +1000	46	91.23-126.15	106.39	136.50	123.61
Large & Medium Frame Heifers +1000	131	93.16-142.84	122.54	153.75	125.22
Cows - All Weights	2,441	31.28-51.65	40.11	105.00	44.03
Bulls - All Weights	127	60.43-86.38	70.81	125.00	79.71

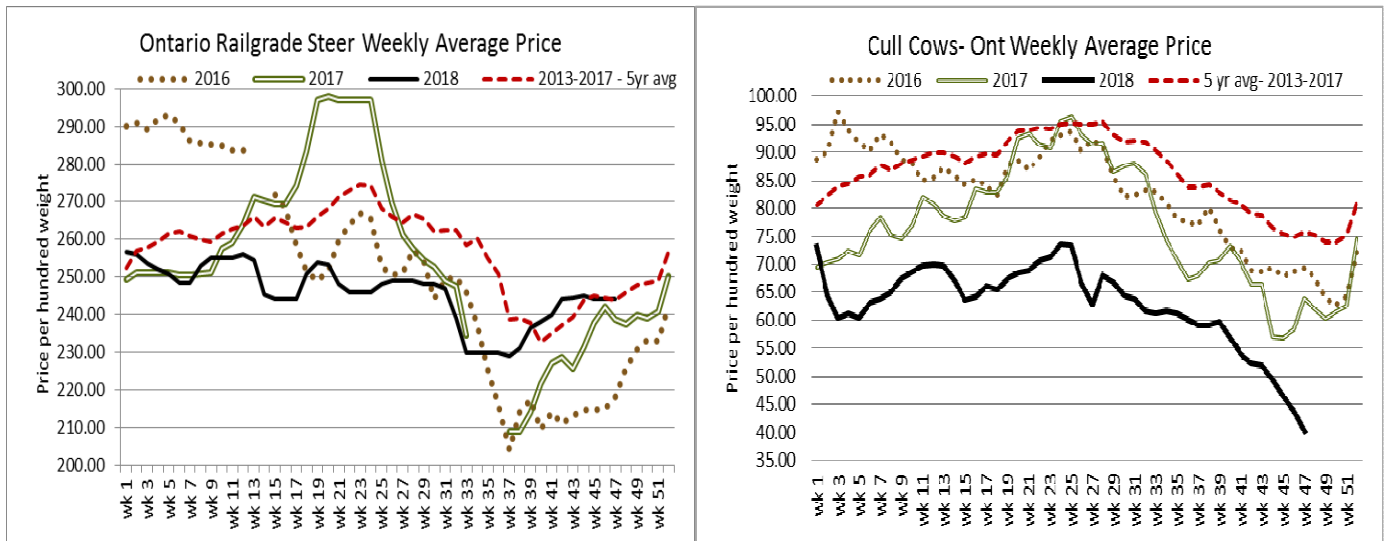
STOCKERS - Large and Medium Frame

STEERS	Volume	Price Range	Average	Top	Last Week Avg
1000+	755	170.27-192.53	182.00	199.00	175.77
900-999	712	186.66-203.79	195.71	213.00	182.01
800-899	313	160.86-196.91	183.58	214.50	174.74
700-799	415	165.56-197.95	184.35	210.00	180.84
600-699	843	165.57-214.82	193.36	231.00	192.01
500-599	927	161.71-227.01	196.84	250.00	205.11
400-499	496	159.45-228.39	197.39	245.50	224.01
-399	228	123.86-211.02	169.83	252.50	197.76

HEIFERS	Volume	Price Range	Average	Top	Last Week Avg
+900	399	129.63-159.05	144.16	185.00	156.61
800-899	182	125.92-161.07	147.52	183.50	159.06
700-799	259	131.35-169.22	154.97	184.75	156.09
600-699	524	136.36-180.23	161.93	202.00	167.53
500-599	709	134.72-192.47	164.27	224.00	176.03
400-499	483	135.28-191.98	163.97	240.00	178.24
300-399	171	126.27-175.22	153.26	220.00	170.25
-299	31	113.50-148.92	129.17	180.00	147.10

At Kawartha Lakes Community Sale Barn, November 17, 2018 – 125 cows, 8 bulls, 26 veal, 71 stockers, 3 fed cattle

	Price Range	Avg.	Top
Cows	35.00-59.50	43.89	68.50
Veal 600 lbs +	80.00-129.00	96.00	129.00



Denfield Livestock Exchange Inc., November 20, 2018: 88 Fed Cattle, 33 Veal, 6 Bulls, 150 Cows & 144 Drop Calves

	Price Range	Top		Price Range	Top
Choice steers	140.00-145.00	151.00	Good beef cows	50.00-60.00	
Good steers	135.00-140.00		Good Holstein cows	50.00-55.00	
Choice heifers	135.00-140.00		D1 & D2 Cows	40.00-50.00	
Good heifers	130.00-135.00		D3 & D4 Cows	30.00-40.00	
Good Holstein veal	120.00-130.00	135.00	Choice drop calves	\$150.00-\$280.00/hd	
Plain & heavy veal	100.00-110.00		Good drop calves	\$75.00-\$150.00/hd	
Good beef bulls	56.00-89.50		Plain & Newborns	\$25.00-\$75.00/hd	

At Renfrew Pontiac Livestock Ltd.: November 20, 2018 - 8 Replacement Calves, 85 Cows, 14 Bulls

	Price Range	Top
Replacement Calves	20.00-75.00	150.00
Cows D1 & D2	60.00-71.00	75.00
Cows D3	54.00-59.00	
Cows D4	39.00-54.00	
Bulls	68.00-84.00	99.00

At Aylmer Stockyards Inc.: November 21, 2018 – 4 stockers, 50 Veal, 190 Cows, 21 Fed Cattle, 3 bulls

	Price Range	Average	Top
Fed heifers, dairy and dairy cross +1000 lbs	51.00-102.00	77.80	102.00
Cows	29.99-59.99	42.79	64.50
Veal over 600 lbs	72.99-140.99	120.90	140.99

ONTARIO STOCKER & FEEDER TRADE

Stocker sale at **Brussels Livestock: November 16, 2018 – 1,663 Stockers**

Steers	Price Range	Average	Top	Heifers	Price Range	Average	Top
1000+	149.50-194.00	174.28	194.00	900+	139.50-172.50	154.98	185.00
900-999	149.00-200.00	182.52	200.00	800-899	149.00-183.50	171.19	183.50
800-899	175.00-205.00	201.55	205.00	700-799	146.00-184.75	173.53	184.75
700-799	187.00-210.00	199.13	210.00	600-699	145.00-194.00	175.64	194.00
600-699	181.00-230.00	210.30	230.00	500-599	139.00-185.00	160.92	198.00
500-599	165.00-229.00	190.11	235.00	400-499	135.00-180.00	149.29	195.00
400-499	161.00-245.50	200.71	245.50	300-399	150.00-175.00	164.00	190.00
399-	135.00-202.00	167.32	250.00				

Stocker sale at: **Community Livestock Exchange: November 20, 2018 – 307** Stockers

Steers	Price Range	Average	Top	Heifers	Price Range	Average	Top
700-799	110.00-178.00	160.00	178.00	900+	38.00-71.99	57.59	94.99
600-699	110.00-191.99	158.00	191.99	600-699	100.00-162.99	129.20	162.99
500-599	110.00-222.50	177.49	222.50	500-599	102.49-182.49	144.99	182.49
400-499	150.00-229.99	191.70	229.99	400-499	100.00-185.00	154.49	185.00

Stocker sale at: **Keady Livestock Market: November 20, 2018 – 530** Stockers

Steers	Price Range	Average	Top	Heifers	Price Range	Average	Top
900-999	192.00-206.25	197.94	206.25	900+	147.00-147.00	147.00	147.00
800-899	182.00-203.00	194.10	203.00	800-899	130.00-149.00	144.78	150.00
700-799	192.00-200.00	194.92	200.00	600-699	168.00-197.00	187.45	197.00
600-699	188.00-231.00	212.67	231.00	500-599	124.00-198.00	157.78	207.00
500-599	174.00-236.00	215.49	236.00	400-499	142.00-201.00	166.21	205.00
400-499	157.50-226.00	193.75	239.00	300-399	102.50-185.00	149.38	207.00
399-	182.50-251.00	220.41	251.00				

Stocker sale at: **Renfrew Pontiac Livestock: November 20, 2018 – 411** Stockers

Steers	Price Range	Average	Top	Heifers	Price Range	Average	Top
800-899	126.00-190.99	170.59	190.99	700-799	114.99-157.00	139.39	157.00
700-799	130.00-179.00	156.89	192.99	600-699	126.00-171.99	154.89	171.99
600-699	122.50-206.99	184.80	206.99	500-599	127.49-224.00	179.69	224.00
500-599	132.49-247.50	194.79	247.50	400-499	100.00-194.99	164.90	194.99
400-499	150.00-237.00	201.39	237.00	300-399	119.99-160.00	146.10	160.00
399-	117.50-239.99	192.30	239.99				

Stocker sale at **Ontario Livestock Exchange: November 21, 2018 – 429** Stockers

Steers	Price Range	Average	Top	Heifers	Price Range	Average	Top
1000+	176.00-199.00	188.39	199.00	800-899	162.00-170.50	166.72	170.50
900-999	189.00-213.00	203.74	213.00				
800-899	196.00-214.50	205.72	214.50				

Stocker sale at: **Ontario Livestock Exchange, November 22, 2018– 381** Stockers

Steers	Price Range	Average	Top	Heifers	Price Range	Average	Top
800-899	145.00-201.50	182.43	201.50	600-699	85.00-130.00	112.70	130.00
700-799	147.50-189.00	164.13	189.00	500-599	90.00-145.00	116.78	170.00
600-699	135.00-173.00	157.96	201.00	400-499	100.00-150.00	122.50	162.50
500-599	102.50-210.00	176.26	210.00				
400-499	110.00-230.00	166.19	230.00				

Stocker sale at: **Ontario Stockyards Inc. – November 22, 2018– 964** Stockers

Steers	Price Range	Average	Top	Heifers	Price Range	Average	Top
1000+	33.50-131.00	73.66	163.00	900+	87.50-131.00	111.53	145.00
900-999	116.00-174.00	152.31	183.00	800-899	110.00-148.00	135.56	165.00
800-899	145.00-195.00	175.99	195.00	700-799	125.00-160.00	140.67	160.00
700-799	140.00-201.50	172.58	201.50	600-699	145.00-175.00	162.50	175.00
600-699	145.00-218.00	183.39	218.00	500-599	150.00-191.00	174.74	200.00
500-599	140.00-212.00	179.88	237.00	400-499	162.50-200.00	186.89	200.00
400-499	159.00-228.00	197.00	237.50	300-399	117.50-187.50	156.50	192.00
399-	135.00-242.00	188.17	252.50	299-	125.00-152.50	136.30	180.00

Stocker sale at: **Ottawa Livestock Exchange, November 22, 2018– 249** Stockers

Steers	Price Range	Average	Top	Heifers	Price Range	Average	Top
700-799	124.00-192.00	169.77	192.00	600-699	108.00-154.00	139.19	154.00
600-699	130.00-191.00	160.44	191.00	500-599	118.00-156.00	137.52	156.00
500-599	137.00-186.00	169.15	186.00	400-499	121.00-159.00	139.57	162.00
400-499	142.00-184.00	165.73	190.00				
399-	120.00-189.00	155.64	194.00				

ONTARIO STOCKER & FEEDER TRADE SPECIAL FALL STOCKER SALES

Stocker sale at **Keady Livestock Market, November 16, 2018 - 927** stockers – Grass & Yard Yearlings

Steers	Price Range	Average	Top	Heifers	Price Range	Average	Top
1000+	190.00-195.25	193.23	197.75	900+	150.00-160.00	155.25	164.00
900-99	198.00-206.72	202.08	206.75	800-899	140.00-162.50	153.74	162.50
800-899	185.00-195.00	189.03	200.00				

Stocker sale at **Kawartha Lakes Community Sales Barn: November 21, 2018 – 582** Stockers

Steers	Price Range	Average	Top	Heifers	Price Range	Average	Top
1000+	71.00-179.00	122.85	179.00	900+	92.00-139.00	115.82	139.00
900-999	160.00-200.00	174.43	200.00	800-899	72.00-146.00	126.6.0	146.00
800-899	110.00-196.00	164.11	196.00	700-799	115.00-177.50	150.22	177.50
700-799	170.00-206.00	192.21	206.00	600-699	129.00-194.00	167.65	202.00
600-699	187.50-223.00	203.56	226.50	500-599	137.50-207.50	176.08	222.00
500-599	200.00-242.00	222.56	250.00	400-499	145.00-240.00	197.55	240.00
400-499	172.50-229.00	209.28	229.00	300-399	145.00-201.00	175.52	201.00
399-	50.00-242.50	159.21	242.50				

Peterborough Cattlemen's & Victoria Beef Producers- Stocker Sale – A good offering of cattle sold actively at steady prices, while pressure continued on non-vaccinated cattle.

ONTARIO BRED COW SALES

Brussels Livestock, November 21, 2018- 60 Bred cows, **74** Cow calf pairs (prices are per head & per pair)

	Exotic and Exotic X	British and British X
Top quality bred cows	\$1400-\$1800	\$900-\$1300
Avg quality bred cows	\$1100-\$1400	\$700-\$900
Top quality cow/calf pairs	\$1600-\$2200	N/T
Avg quality cow/calf pairs	\$1200-\$1600	N/T

Excellent offering of cow/calf pairs & bred cows sold on a strong demand.

LIVE CATTLE EXPORTS-ONTARIO

	Week ending Nov. 3, 2018	Week ending Oct 27, 2018	Year to Date
Total live slaughter cattle exported from Ontario to the U.S.	2,592	2,750	98,379
Steers & Heifers & Cows	2,255	2,574	85,040
Bulls	337	176	13,339

QUEBEC ELECTRONIC AUCTION MARKET (F.O.B. THE FEEDLOT)

	Price	Change from Last Week
For the week ending November 22, 2018	235.00-237.50	-1.65

ALBERTA DIRECT TRADE

For the week ending Thursday, November 22, 2018

Steers	Live FOB	148.50	Rail FOB	248.50-250.00
Heifers	Live FOB	N/T	Rail FOB	245.50-250.00

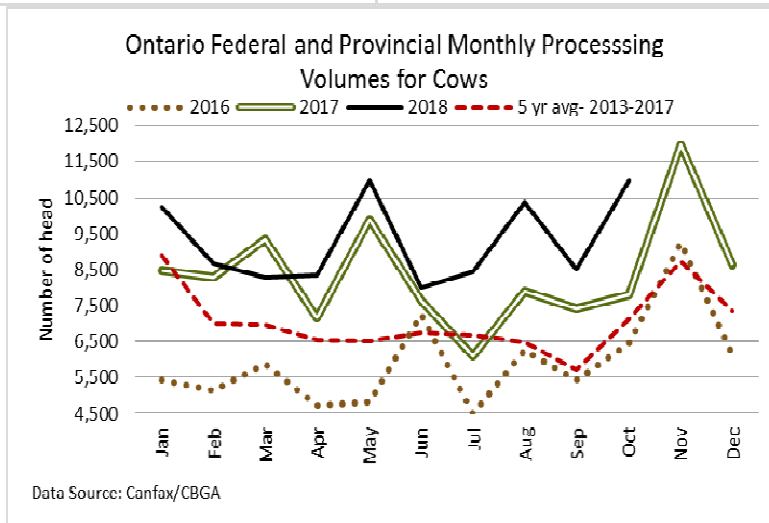
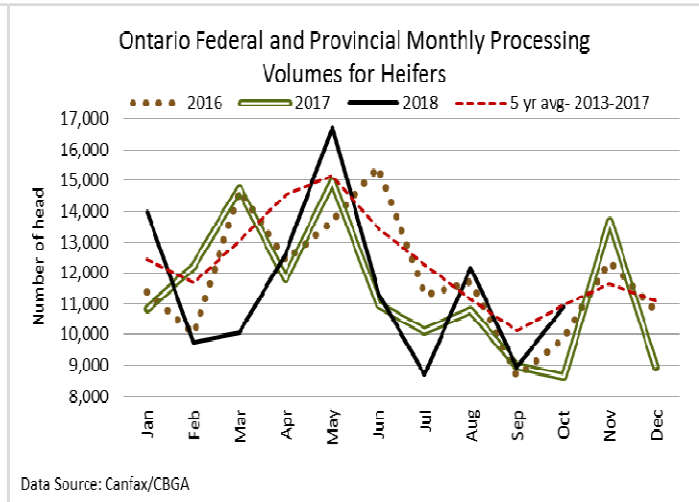
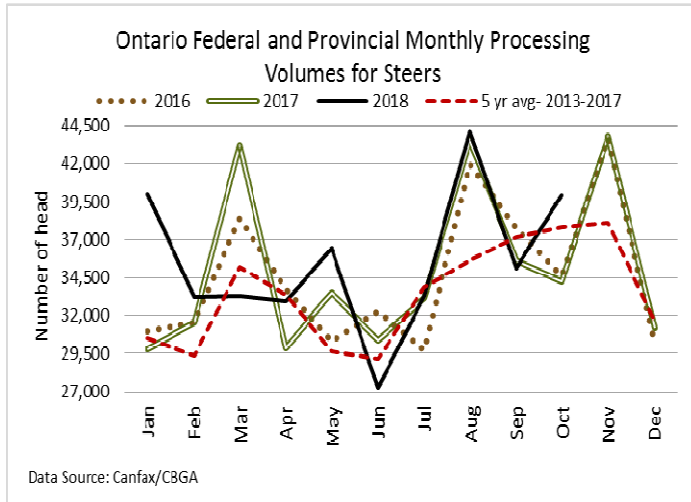
U.S. TRADE (U.S. funds)

For the week Ending Thursday, November 22, 2018

Choice and Select Steers and Heifers:	Live	110.00-117.00
	Rail	176.00-185.00

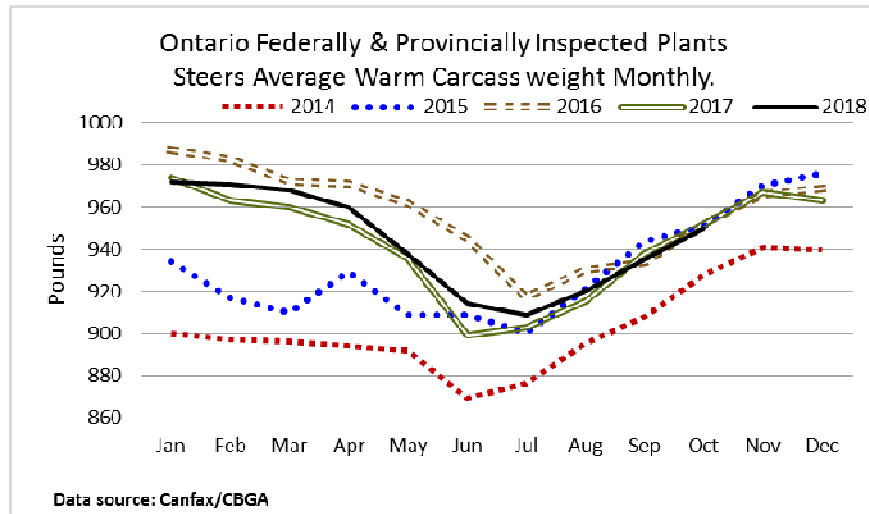
FEDERALLY INSPECTED CANADIAN PROCESSING

	Week Ending Nov 17, 2018	# of hd change from week ago	YTD	% Change (Week Ago)	% Change (Year Ago)
Grand Total	57,831	-3,593	2,664,167	-6%	+6%
Western Slaughter	43,893	-4,094	2,081,718	-9%	+7%
Eastern Slaughter	13,938	+501	582,449	+4%	+4%



AVERAGE CARCASS WEIGHTS – CANADA

	Steers	Heifers
Nov 17, 2018	929	856
Nov 10, 2018	925	849
Nov 18, 2017	925	846



USDA ESTIMATED CATTLE PROCESSING VOLUME

	Week Ending November 24, 2018	Previous Week	Year Ago
Grand Total	570,000	641,000	575,000

CANADIAN BOXED BEEF CUT-OUT VALUES

Week Ending	AAA	AA
November 9, 2018	2.6906	2.6403
November 2, 2018	2.6637	2.4965
October 26, 2018	2.6230	2.4914

U.S. BOXED BEEF CUT-OUT VALUES (U.S. funds)

	Choice 600-900	Select 600-900
Current Five Day Average:	213.53	198.08

LIVE CATTLE – CANADA

IMPORTS		Import % change from 2017 YTD	EXPORTS		Export % change from 2017 YTD
Jan 1- Sept 30/18			Jan 1- Nov 10/18		
Pure bred	4,359	-19%	Slaughter steers & heifers & cows	330,017	-19%
Non-pure bred	112,515	+113%	Feeder cattle & calves	175,122	+59%
			Bulls	39,708	-15%

BEEF EXPORTS – CANADA

	United States Jan 1- Sept 30/18	Change from last year YTD	Mexico Jan 1- Sept 30/18	Change from last year YTD
Total	220,852 tonnes	+6% or +11,704 tonnes	11,128 tonnes	-16% or -2,123 tonnes

BEEF PRODUCTION – CANADA

	Jan 1 – Nov 17/18	Last Year Same Time	% Change
Fed	874,549 tonnes	831,333 tonnes	+5%
Non-fed	151,073 tonnes	134,002 tonnes	+13%

BEEF IMPORTS – CANADA

	Jan 1 – Nov 17/18	Last Year Same Time	% Change
United States	107,053 tonnes	107,314 tonnes	0%
Non-NAFTA	42,566 tonnes	42,607 tonnes	0%
EU-28 (beef/veal total)	1,782 tonnes	1,934 tonnes	-8%
Total	158,919 tonnes	156,236 tonnes	+2%

CHICAGO MERCANTILE EXCHANGE

Closing quotes on futures today were as follows:

Live Cattle		Feeder Cattle		Corn		Soybeans		Canadian \$	
Dec	117.10 +0.70	Jan	149.37 +0.75	Dec	3.590 -2.6	Jan	8.810 -2.0	Spot	75.54 -0.25
Feb	120.92 +0.17	Mar	145.92 +0.75	Mar	3.704 -2.2	Mar	8.946 -2.0	Dec	75.77 +0.28
Apr	123.15 +0.55	Apr	146.25 +0.87	May	3.782 -2.2	May	9.080 -1.6	Mar	75.92 +0.28
Jun	115.42 +0.60	May	146.50 +0.90	Jul	3.854 -1.6	Jul	9.202 -2.0	Jun	76.03 +0.29
Aug	113.32 +0.47	Aug	150.45 +0.85	Sep	3.890 -1.6	Aug	9.250 -1.4	Sep	76.14 +0.29
Oct	114.60 +0.37	Sep	149.90 +0.20	Dec	3.952 -1.2	Sep	9.260 -0.4	Dec	76.22 +0.28

Beef Farmers of Ontario, 130 Malcolm Road, Guelph, ON N1K 1B1 Phone: (519) 824-0334 Fax: (519) 824-9161 or email: markets@ontariobeef.com

UPCOMING ONTARIO AUCTION MARKETS SPECIAL FALL SALES

Nov 28	2:00 pm	Vankleek Hill Livestock Exchange	Fall Stocker Sale
Nov 28	7:00 pm	Kawartha Lakes Community Sale Barn	Bred Cow Sale
Nov 30	5:00 pm	Keady Livestock Market	Special Bred Heifer and Cow Sale
Dec 1	11:00 am	Denfield Livestock Exchange	Vaccinated Stocker & Bred Cow, Cow/Calf Pair Sale
Dec 6	11:00 am	Ontario Stockyards	All Vaccinated Stocker Sale (in regular sale)
Dec 7	5:00 pm	Keady Livestock Market	Special Bred Heifer and Cow Sale
Dec 12	10:00 am	Kawartha Lakes Community Sale Barn	Fall Stocker Sale
Dec 13	11:00 am	Ontario Stockyards Inc	All Vaccinated Stocker Sale (in regular sale)
Dec 18	9:00 am	Keady Livestock Market	Last sale of 2018

Comments for the week ending November 22, 2018

There were 379 fed steers and heifers sold through auction markets this week up 151 head from last week but 193 fewer than the same week last year. Fed steers ranged from \$109.81-\$139.81 averaging \$132.13 up \$0.31 from last week and \$4.49 below year ago prices. The fed heifers traded from \$93.16-\$142.84 averaging \$122.54 down \$2.68 from last week and \$15.30 below last year at this time. Auction markets reported trade early this week as steady to slightly lower. By mid-week the market was trading lower but ended the week holding steady.

Ontario railgrade prices continued at \$244.00 dressed for steers and \$243.00 for heifers, with light receipts and limited packer interest. Delivery of the cattle sold this week ranged from anywhere from next week to the last week of 2018. This week's average prices are fully steady to last week but \$5.25 higher than last year at this time.

The Canadian Boxed Beef Report overview, by Kevin Grier, for last week notes: "In Canada it is likely that the cutout was firmer than in the U.S. U.S. buyers were more pre-occupied with Thanksgiving fill in staging to put much emphasis on the beef market. In Canada there were some items that needed work last week but generally both packers were well sold and able to keep pricing steady across most of the cutout."

There were 460 fewer cull/fed cows sold through auction markets this week with a total of 2,441 head, with this week's volume up 101 from last year at this time. Cows sold from \$31.28-\$51.65 averaging \$40.11 down \$3.92 from last week and \$23.86 below year ago prices. Auction markets reported trade as steady to the current market trend to softer, with a few noting higher prices early week. As the week progressed, trade was reported as about steady to steady, and ended the week slightly higher than early week trade.

There were 7,447 stocker and feeder cattle sold through auction markets this week, down 585 head from last week and 1,155 less than the same week last year. Auction markets continue to report non-vaccinated cattle and plainer cattle as selling under pressure at reduced prices. Good quality calves were active at steady to stronger prices. Good quality yearlings were steady to fully steady with a good demand, but by mid-week the market was active at prices \$3.00-\$5.00 higher on the heavy steers. Actual average prices this week saw steers 400-500 lbs down \$26.62 from last week, 500-600 lbs down \$8.27, 600-700 lbs up \$1.35, 700-800 lbs up \$3.51, 800-900 lbs up \$8.84, 900-1000 lbs up \$13.70 and steers over 1000 lbs averaged \$6.23 higher than last week on average. Heifers 300-400 lbs sold \$16.99 lower than last week on average, 400-500 lbs down \$14.27, 500-600 lbs down \$11.76, 600-700 lbs down \$5.60, 700-800 lbs down \$1.12, 800-900 lbs down \$11.54 and heifers 900 lbs and over averaged \$12.45 below last week's weighted average prices.

The Quebec electronic market this week ranged from \$235.00-\$237.50 dressed, down \$1.65 from last week on average.

Alberta direct trade on Wednesday, was very light with a few sales reported at \$148.50 live for and \$248.00 delivered on a dressed basis, for steers which is fully steady to last week, as reported by Canfax. A light test on Thursday was reported by Canfax with prices holding steady to the top of last week's range at \$250.00 delivered on a dressed basis. Canfax reports: "Cattle feeders are still looking for higher money and a large chunk of this week's cash offering could be carried into next week if bids do not improve. "

US cash cattle trade for the week ending November 9th, was light to moderate Friday afternoon. The weekly range reported by the USDA Mandatory Price Report, for live sales was \$109.00-\$114.50 with steers averaging \$113.00 down \$0.70 from the previous week, while heifers averaged \$113.30 down \$0.38. On the rail steers and heifers traded from \$174.00-\$181.00 with steers averaging \$177.38 down \$1.78 and heifers \$177.78 down \$1.98.

This week, the U.S. cash market was fairly quiet early week, which was unexpected due to the Thanksgiving Holiday in the U.S. Thursday. A light test on Tuesday ranged from \$112.00-\$116.50 live averaging \$114.00-\$116.00 live, while a couple of sales in the north ranged from \$178.00-\$180.00 dressed which is up \$1.00-\$3.00 from last week, but not nearly enough to establish a market. Late Wednesday, after the Cattle On Feed Report was released, moderate trade developed with live sales from \$110.00-\$117.00 live, averaging \$115.50 up \$2.00-\$2.50 from last week, however most of the southern deals were from \$116.00-\$117.00. Business in the north on a dressed basis, was lighter than the south in volume, with trade from \$176.00-\$185.00 dressed, averaging \$181.50-\$182.00 which is up \$3.00-\$4.00 from last week. At time of reporting it appears that business for the week has been completed as the market was at a complete standstill today with no bids on the table.