



Weekly Market Information Report for the week ending Thursday December 13, 2018

The following information is collected from various sources and disseminated by Beef Farmers of Ontario.

ONTARIO DIRECT TO PACKER RAILGRADE CATTLE TRADE

Prices are on a carcass weight basis before grade and weight discounts. Weekly Range:

A Grade Steers	244.00-248.00
A Grade Heifers	243.00-247.00

ONTARIO LIVE CATTLE TRADE

Ontario auction sales this week saw weighted average price ranges for:

FED CATTLE	Volume	Price Range	Average	Top	Last Week Avg
Large Frame Steers +1250	142	123.75-139.55	133.46	150.50	131.41
Medium Frame Steers +1250	99	129.81-144.81	136.56	151.50	127.48
Large & Medium Frame Steers +1250	241	125.30-142.44	134.90	151.50	130.99
Large Frame Heifers +1000	99	116.76-138.44	128.46	156.00	129.22
Medium Frame Heifers +1000	52	112.17-135.58	128.20	146.50	126.19
Large & Medium Frame Heifers +1000	151	113.94-137.72	128.50	156.00	128.04
Cows - All Weights	2,784	36.65-54.89	44.25	119.00	43.94
Bulls - All Weights	101	62.18-86.88	72.65	142.00	77.88

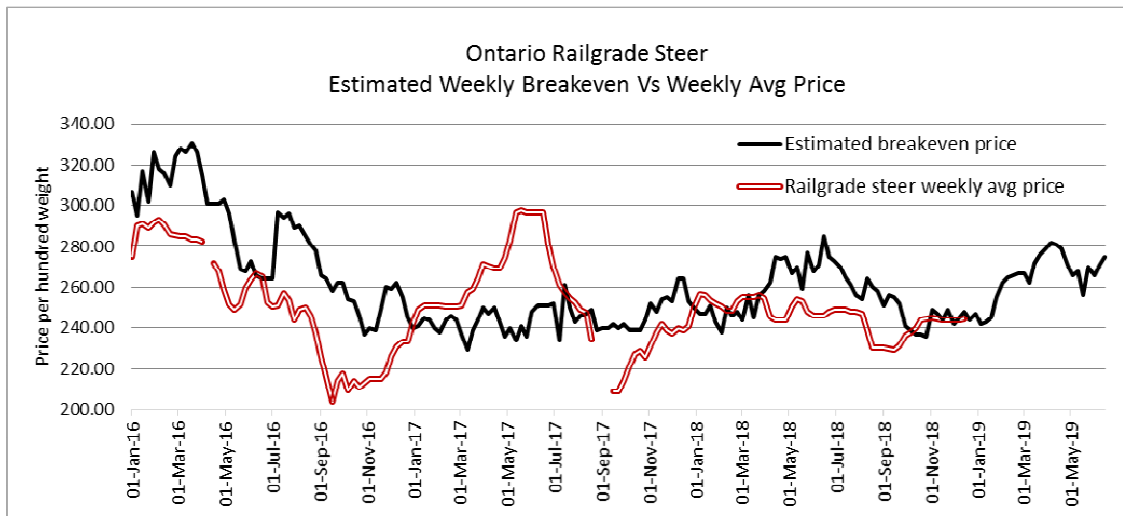
STOCKERS - Large and Medium Frame

STEERS	Volume	Price Range	Average	Top	Last Week Avg
1000+	637	165.19-188.29	179.24	193.00	178.29
900-999	637	184.69-205.79	197.59	213.00	193.90
800-899	297	158.12-196.00	183.05	207.00	183.39
700-799	340	163.35-206.19	188.14	221.00	180.24
600-699	587	171.40-223.20	202.48	237.00	191.01
500-599	631	176.64-229.57	207.67	249.00	215.67
400-499	375	183.80-244.30	215.43	266.00	193.43
-399	161	136.01-232.70	185.34	275.00	186.55

HEIFERS	Volume	Price Range	Average	Top	Last Week Avg
+900	233	129.15-164.04	149.95	180.75	151.32
800-899	234	150.02-173.57	165.24	183.00	152.44
700-799	182	126.56-168.57	149.06	184.50	140.54
600-699	413	119.35-187.81	157.82	226.00	156.29
500-599	474	136.73-189.86	165.28	228.00	168.47
400-499	390	143.70-199.54	173.90	221.00	155.17
300-399	123	129.41-186.48	156.50	217.50	138.23
-299	21	138.74-156.38	148.52	200.00	119.56

At Kawartha Lakes Community Sale Barn, December 8, 2018 – 150 cows, 11 bulls, 46 veal, 47 stockers

	Price Range	Avg.	Top
Cows	36.50-64.00	45.07	71.00
Bulls under 1600 lbs	53.00-66.00	61.38	66.00
Bulls over 1600 lbs	67.00-87.50	75.67	87.50
Veal 600 lbs+	80.00-119.00	95.64	119.00
Veal 125 lbs & under	25.00-140.00	71.96	140.00



The information provided on this report is based on weighted averages for actual data collected. Input costs are a guideline only and will vary from producer to producer. BFO does not take any responsibility and accepts no legal liability arising from or connected to damages or losses experienced by producers when using this information. This is to be used at your own risk.

Denfield Livestock Exchange Inc., December 11, 2018: 101 Fed Cattle, 36 Veal, 4 Bulls, 139 Cows & 172 Drop Calves

	Price Range	Top		Price Range	Top
Choice steers	145.00-150.00		Good beef cows	45.00-55.00	64.50
Good steers	140.00-145.00		Good Holstein cows	45.00-55.00	
Choice heifers	145.00-150.00	165.50	D1 & D2 Cows	40.00-48.00	
Good heifers	140.00-145.00		D3 & D4 Cows	30.00-40.00	
Good Holstein veal	120.00-130.00		Choice drop calves	\$100.00-\$150.00/hd	\$340.00/hd
Plain & heavy veal	105.00-115.00		Good drop calves	\$50.00-\$100.00/hd	
Good beef bulls	55.00-75.00	131.00	Plain & Newborns	\$10.00-\$50.00/hd	
Good Hol bulls	70.00				

At Renfrew Pontiac Livestock Ltd.: December 11, 2018 - 10 Replacement Calves, 46 Cows, 5 Bulls

	Price Range	Top
Replacement Calves	25.00-75.00	110.00
Cows – D1 & D2	62.00-70.00	81.00
Cows – D3	55.00-61.00	
Cows – D4	42.00-54.00	
Bulls	68.00-78.00	90.00

At Aylmer Stockyards Inc.: December 12, 2018 –60 Veal, 240 Cows, 30 Fed Cattle, 3 stockers

	Price Range	Average	Top
Fed heifers, dairy and dairy cross +1000 lbs	55.50-89.00	78.90	89.00
Cows	30.99-58.99	45.80	58.99
Veal over 600 lbs	90.00-130.00	114.99	130.00

ONTARIO STOCKER & FEEDER TRADE

Stocker sale at **Brussels Livestock: December 7, 2018 – 1,147 Stockers**

Steers	Price Range	Average	Top	Heifers	Price Range	Average	Top
1000+	166.00-187.00	173.89	187.00	900+	151.00-180.75	167.10	180.75
900-999	168.00-197.00	189.01	197.00	800-899	166.00-182.50	175.73	183.00
800-899	139.00-203.25	190.20	203.25	700-799	116.00-172.00	146.86	172.00
700-799	160.00-212.00	193.12	212.00	600-699	111.00-161.00	149.72	195.00
600-699	181.00-237.00	205.99	237.00	500-599	125.00-170.00	155.52	207.00
500-599	175.00-220.00	199.85	237.00	400-499	142.00-195.00	170.78	195.00
400-499	187.00-246.00	205.57	249.00	300-399	147.00-165.00	154.45	165.00
399-	160.00-210.00	193.33	242.00				

Stocker sale at: **Community Livestock Exchange: December 11, 2018 – 285** Stockers

Steers	Price Range	Average	Top	Heifers	Price Range	Average	Top
700-799	102.00-184.00	160.89	184.00	600-699	100.00-178.00	141.39	178.00
600-699	107.49-214.99	177.69	214.99	500-599	94.99-173.99	137.29	173.99
500-599	119.99-235.99	201.20	235.99	400-499	105.00-189.99	158.60	189.99
400-499	144.99-266.00	223.20	266.00				
399	139.99-214.99	178.60	214.99				

Stocker sale at: **Keady Livestock Market: December 11, 2018 – 825** Stockers

Steers	Price Range	Average	Top	Heifers	Price Range	Average	Top
1000+	182.00-190.25	187.46	190.25	900+	120.00-152.00	141.95	152.00
900-999	196.50-213.00	206.67	213.00	800-899	124.00-150.00	145.87	150.00
800-899	150.00-185.00	179.63	185.00	700-799	85.00-121.00	106.40	121.00
700-799	137.50-181.00	161.13	209.00	600-699	97.00-135.00	119.71	160.00
600-699	194.00-210.00	205.52	215.00	500-599	145.00-198.00	174.85	199.00
500-599	197.00-230.00	210.95	230.00	400-499	170.00-202.50	189.84	214.00
400-499	200.00-240.00	217.86	240.00	300-399	155.00-207.50	180.00	212.50
399-	205.00-250.00	235.45	265.00				

Stocker sale at: **Renfrew Pontiac Livestock: December 11, 2018 – 307** Stockers

Steers	Price Range	Average	Top	Heifers	Price Range	Average	Top
700-799	147.50-200.99	176.80	200.99	700-799	100.00-144.99	130.40	144.99
600-699	122.50-218.99	200.59	218.99	600-699	102.49-184.00	155.29	184.00
500-599	130.00-227.99	205.39	227.99	500-599	102.49-202.00	166.99	202.00
400-499	147.50-239.00	205.10	239.00	400-499	102.49-187.99	153.29	187.99
399-				300-399	107.49-184.00	145.99	184.00

Stocker sale at **Ontario Livestock Exchange: December 12, 2018 – 680** Stockers

Steers	Price Range	Average	Top	Heifers	Price Range	Average	Top
1000+	177.50-193.00	183.98	193.00	900+	100.00-152.50	126.88	152.50
900-999	184.50-207.00	196.92	207.00				
800-899	200.00-207.00	204.17	207.00				
700-799	191.00-210.00	204.00	210.00				

Stocker sale at: **Ontario Livestock Exchange, December 13, 2018– 454** Stockers

Steers	Price Range	Average	Top	Heifers	Price Range	Average	Top
800-899	142.00-188.00	165.06	188.00	900+	80.00-120.00	102.04	120.00
700-799	150.00-173.00	165.64	185.00	800-899	105.00-127.50	118.75	127.50
600-699	142.50-197.50	182.84	197.50	700-799	102.50-127.50	116.11	162.50
500-599	170.00-239.00	221.72	239.00	600-699	90.00-161.00	132.64	161.00
400-499	182.50-235.00	209.82	235.00	500-599	117.50-177.50	149.06	185.00
399-	45.00-215.00	122.92	235.00	400-499	105.00-150.00	129.75	175.00

Stocker sale at: **Ontario Stockyards Inc. – December 13, 2018– 1,321** Stockers

Steers	Price Range	Average	Top	Heifers	Price Range	Average	Top
1000+	117.50-175.00	150.14	175.00	900+	97.00-152.50	134.07	152.50
900-999	153.00-195.00	181.55	195.00	800-899	118.00-168.00	152.43	168.00
800-899	155.00-197.00	177.89	201.00	700-799	149.00-184.50	165.91	184.50
700-799	185.00-221.00	207.62	221.00	600-699	140.00-226.00	180.74	226.00
600-699	189.00-230.00	214.85	230.00	500-599	155.00-192.50	174.92	228.00
500-599	205.00-242.00	223.92	242.00	400-499	150.00-207.00	180.39	216.00
400-499	207.50-247.50	227.16	255.00	300-399	125.00-192.50	152.447	217.50
399-	150.00-270.00	220.08	275.00	299-			

Stocker sale at: **Ottawa Livestock Exchange, December 13, 2018– 109** Stockers

Steers	Price Range	Average	Top	Heifers	Price Range	Average	Top
600-699	164.00-202.00	173.79	202.00	500-599	132.00-166.00	146.43	166.00
500-599	154.00-220.00	191.77	220.00	400-499			
400-499	116.00-216.00	181.40	216.00				

ONTARIO STOCKER & FEEDER TRADE SPECIAL SALE

Stocker Sale at **Kawartha Lakes Community Sale Barn, December 12, 2018 - 551** stockers

Steers	Price Range	Average	Top	Heifers	Price Range	Average	Top
1000+	101.00-186.75	181.42	186.75	800-899	147.50-157.50	152.96	157.50
900-999	175.50-195.00	191.12	195.00	700-799	122.50-174.00	153.15	174.00
800-899	91.00-182.50	133.43	182.50	600-699	150.00-186.00	169.56	186.00
700-799	167.50-213.00	171.70	213.00	500-599	170.00-222.00	183.89	222.00
600-699	195.00-235.00	214.93	235.00	400-499	159.00-221.00	186.15	221.00
500-599	203.00-240.00	223.50	249.00	300-399	145.00-185.00	169.12	185.00
400-499	205.00-250.00	230.43	250.00	299-	190.00-200.00	196.48	200.00
399-	195.00-244.00	217.89	244.00				

A good offering of cattle sold actively at higher prices.

ONTARIO BRED COW SALES

Keady Livestock Market, December 7, 2018- 288 Bred cows & heifers, 9 Cow/calf pairs

	Exotic and Exotic X	British and British X
Top quality bred cows & heifers	\$1700-\$2175	\$1400-\$1700
Avg quality bred cows & heifers	\$1200-\$1600	\$1100-\$1300
Avg quality cow/calf pairs	\$1700-\$1850	

(prices are per head) Bred cows & heifers sold under pressure with good buyer representation. *Dec 14th @ 5:00 pm- Bred Cow & Heifer Sale!* For a listing and pictures of the cattle already consigned to this sale, click here: www.keadylivestock.com/auction/special_livestock.html

LIVE CATTLE EXPORTS-ONTARIO

	Week ending Nov. 24, 2018	Week ending Nov. 17, 2018	Year to Date
Total live slaughter cattle exported from Ontario to the U.S.	2,358	2,419	105,626
Steers & Heifers & Cows	2,208	2,205	91,795
Bulls	150	214	13,83

QUEBEC ELECTRONIC AUCTION MARKET (F.O.B. THE FEEDLOT)

	Price	Change from Last Week
For the week ending December 13, 2018	236.25	+1.75

ALBERTA DIRECT TRADE

For the week ending Thursday, December 13, 2018

Steers	Live FOB	154.50-155.00	Rail FOB	256.00-257.75
Heifers	Live FOB	153.25-154.50	Rail FOB	N/T

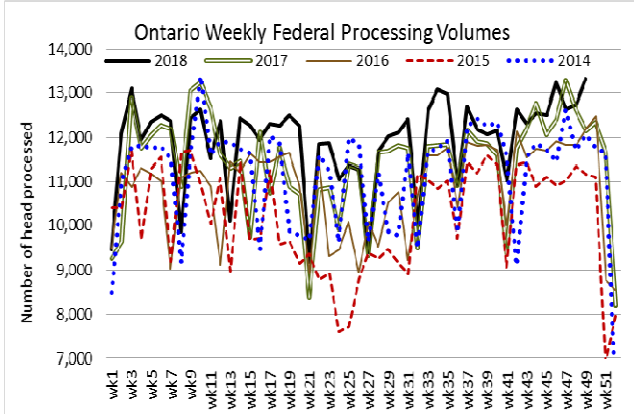
U.S. TRADE (U.S. funds)

For the week Ending Thursday, December 13, 2018

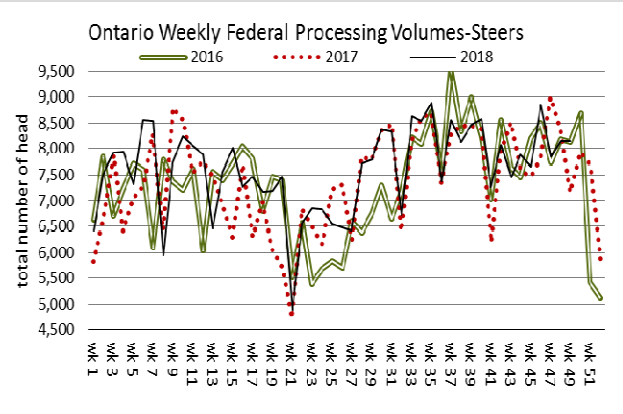
Choice and Select Steers and Heifers:	Live	117.00-119.00- limited throughout the week
	Rail	185.00-187.00- limited throughout the week.

FEDERALLY INSPECTED CANADIAN PROCESSING

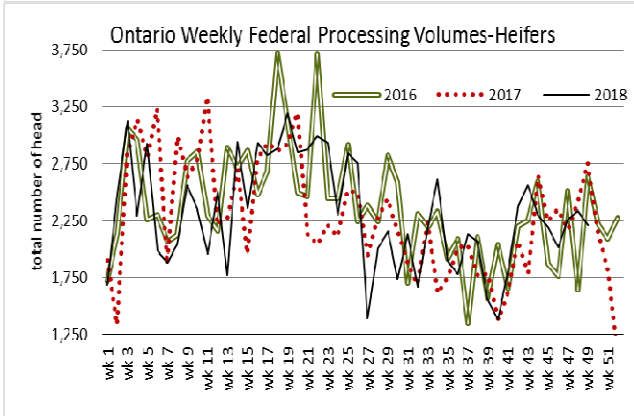
	Week Ending Dec 8, 2018	# of hd change from week ago	YTD	% Change (Week Ago)	% Change (Year Ago)
Grand Total	61,825	+363	2,853,273	+1%	+6%
Western Slaughter	47,614	-272	2,229,494	-1%	+7%
Eastern Slaughter	14,211	+635	623,779	+5%	+4%



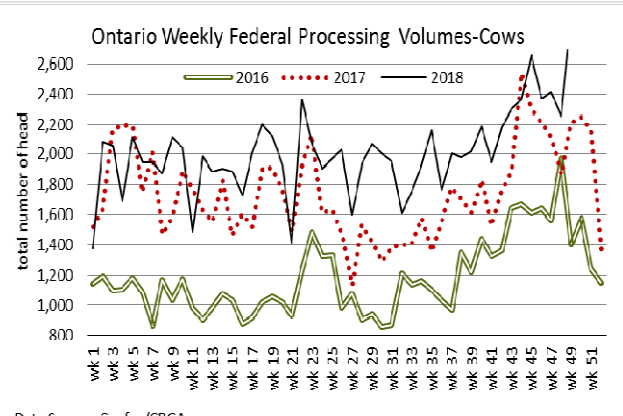
Data Source: Canfax/CBGA



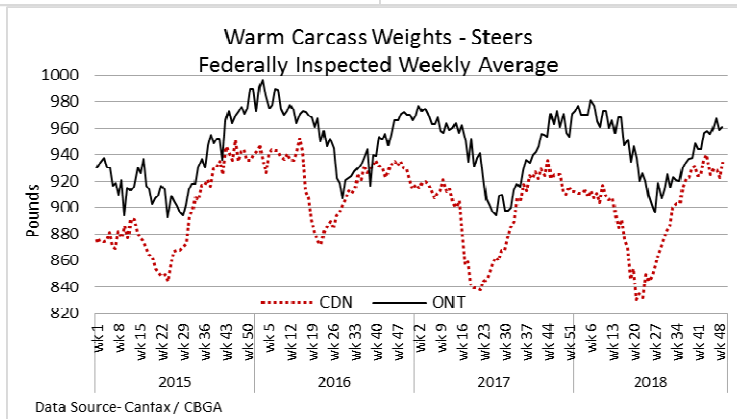
Data Source: Canfax/CBGA



Data Source: Canfax/CBGA



Data Source: Canfax/CBGA



Data Source: Canfax / CBGA

AVERAGE CARCASS WEIGHTS – CANADA

	Steers	Heifers
Dec 8, 2018	934	854
Dec 1, 2018	923	853
Dec 9, 2017	912	842

USDA ESTIMATED CATTLE PROCESSING VOLUME

	Week Ending December 15, 2018	Previous Week	Year Ago
Grand Total	654,000	667,000	628,000

CANADIAN BOXED BEEF CUT-OUT VALUES

Week Ending	AAA	AA
November 30, 2018	2.7242	2.5672
November 23, 2018	2.7041	2.5723
November 16, 2018	2.6775	2.5621

U.S. BOXED BEEF CUT-OUT VALUES (U.S. funds)

	Choice 600-900	Select 600-900
Current Five Day Average:	213.78	201.08

LIVE CATTLE – CANADA

IMPORTS		Import % change from 2017 YTD	EXPORTS		Export % change from 2017 YTD
Jan 1- Oct 31/18			Jan 1- Dec 1/18		
Pure bred	5,089	-20%	Slaughter steers & heifers & cows	357,782	-18%
Non-pure bred	150,208	+85%	Feeder cattle & calves	189,257	+65%
			Bulls	42,332	-14%

BEEF EXPORTS – CANADA

United States		Change from last year YTD	Mexico		Change from last year YTD
Jan 1- Oct 31/18			Jan 1- Oct 31/18		
Total	246,406 tonnes	+5% or +11,503 tonnes	12,665 tonnes		-12% or -1,804 tonnes

BEEF PRODUCTION – CANADA

	Jan 1 – Dec 8/18	Last Year Same Time	% Change
Fed	932,821 tonnes	886,191 tonnes	+5%
Non-fed	164,172 tonnes	145,873 tonnes	+13%

BEEF IMPORTS – CANADA

	Jan 1 – Dec 8/18	Last Year Same Time	% Change
United States	114,534 tonnes	115,184 tonnes	-1%
Non-NAFTA	45,975 tonnes	45,224 tonnes	+2%
EU-28 (beef/veal total)	1,984 tonnes	1,991 tonnes	0%
Total	170,852 tonnes	167,093 tonnes	+2%

CHICAGO MERCANTILE EXCHANGE

Closing quotes on futures today were as follows:

Live Cattle		Feeder Cattle		Corn		Soybeans		Canadian \$	
Dec	119.57 +0.12	Jan	147.54 -0.40	Dec	3.766 +1.2	Jan	9.004 -6.4	Spot	74.77 -0.09
Feb	122.40 -0.45	Mar	145.77 -0.15	Mar	3.846 +0.4	Mar	9.136 -6.6	Dec	74.77 -0.10
Apr	124.50 -0.30	Apr	146.25 -0.25	May	3.922 +0.4	May	9.270 -6.2	Mar	74.93 -0.10
Jun	116.07 -0.32	May	146.35 -0.15	Jul	3.986 +0.4	Jul	9.386 -6.2	Jun	75.06 -0.10
Aug	113.67 -0.17	Aug	149.82 -0.12	Sep	4.000 +0.2	Aug	9.430 -6.2	Sep	75.17 -0.10
Oct	114.95 -0.32	Sep	149.40 -0.22	Dec	4.036 +0.0	Sep	9.444 -6.2	Dec	75.28 -0.09

Beef Farmers of Ontario, 130 Malcolm Road, Guelph, ON N1K 1B1 Phone: (519) 824-0334 Fax: (519) 824-9161 or email: markets@ontariobeef.com

UPCOMING ONTARIO AUCTION MARKETS SPECIAL FALL SALES

Dec 18	9:00 am	Keady Livestock Market	Last sale of 2018
Jan 9/19	10:00 am	Kawartha Lakes Community Sale Barn	Special Stocker Sale
Jan 18/19	11:00 am	Community Livestock Exchange	Quinte Cattlemen's All Vaccinated Sale

Comments for the week ending December 13, 2018

There were 392 fed steers and heifers sold through auction markets this week, up 59 from last week but 178 fewer than the same week last year. Fed steers ranged from \$125.30-\$142.44 averaging \$134.90 up \$3.91 from last week but \$0.74 below year ago prices. The fed heifers sold from \$113.94-\$137.72 averaging \$128.50 up \$0.46 on average, and \$6.42 lower than this time last year. Auction markets reported trade as steady to fully steady with a few fancy cattle selling at higher prices.

The Ontario railgrade trade was steady at \$244.00 dressed for steers and \$243.00 for heifers, with limited volumes and packer interest. By Wednesday, all packers were bidding with prices reported from \$244.00-\$248.00 dressed for steers and \$243.00-\$247.00 for heifers. This week's average prices are up \$0.50 from last week and \$5.50 stronger than the same week last year. Delivery of the cattle sold this week were from next week to the first week in January 2019.

There were 2,784 cull/fed cows sold through Ontario auction markets this week, up 187 head from last week and 508 more than the same time last year. Cows sold from \$36.65-\$54.89 averaging \$44.25 up \$0.31 from last week but \$17.32 lower than year ago prices. Auction markets reported trade as about steady to slightly stronger, with the better quality kinds slightly stronger to higher. One auction noted increases of \$3.00-\$5.00 on the plainer types. The week ended with active trade at stronger prices.

Larger receipts of stocker and feeder cattle sold through auction markets this week totalling 5,735 head, up 664 head from the week before and 1,332 more than the same time last year. Auction markets reported trade on the calves from steady to \$3.00-\$5.00 cwt higher. Heavier cattle/yearlings were noted as trading fully steady to higher early week. By mid-week the heavier cattle were trading actively at stronger prices and ended the week steady to fully steady. Actual average prices for the week saw steers 400-500 lbs up \$22.00 from last week on average, 500-600 lbs were down \$8.00, 600-700 lbs up \$11.47, 700-800 lbs up \$7.90. 800-900 lbs down \$0.34, 900-1000 lbs up \$3.69 and steers 1000 lbs and over averaged \$0.95 higher than last week. Heifers 300-400 lbs averaged \$18.27 stronger than last week, heifers 400-500 lbs were up by \$18.73, 500-600 lbs down \$3.19, 600-700 lbs up \$1.53, 700-800 lbs up \$8.52, 800-900 lbs up \$12.80 and heifers 900 lbs and over averaged \$1.37 lower than last week's weighted average prices.

The Quebec electronic market this week sold at \$236.25 dressed, up \$1.75 from last week on average.

Alberta direct trade, was moderate to active this week with stronger prices. Canfax reported dressed deals from \$259.00-\$260.00 delivered and \$256.00-\$257.75 picked up, up \$3.00-\$7.00 from last week. On a live basis sales were reported from \$153.25-\$155.00 picked up, with steers averaging \$154.77 up \$3.71 from the previous week, while heifers averaged \$154.10 with no sales last week to compare to. Canfax reported that "feedlot inventories are trending current."

US cash cattle trade for the week ending December 6th was light to moderate late Friday afternoon and carried on into the early evening, but prices were a little stronger. For the week, the USDA Mandatory Price Report listed live sales from \$114.00-\$119.00 with steers averaging \$118.11 up \$1.01 from the previous week, while heifers averaged \$117.84 up \$0.83. On the rail steers and heifers traded from \$182.00-\$187.00 dressed, with steers weekly weighted average price at \$185.99 up \$2.61 from the week before, while heifers averaged \$186.19 up \$2.88.

This week, the U.S. cash cattle trade has been fairly quiet with just a couple of scattered deals reported from \$185.00-\$187.00 dressed in the north at \$119.00 live in the south, but not nearly enough to establish any kind of trend for the week. On Wednesday at the Fed Cattle Exchange online auction there were 156 head on offer, in 2 lots with delivery in 1-9 days, all from Kansas. Asking prices were set at \$119.00 live, with one lot of heifers selling at \$119.00 while the second lot of steers received no bids. At time of reporting, Friday afternoon, a light to moderate trade has developed in all feeding states, with live sales at \$119.00 in the south which is steady to last week, while business in the north is from \$118.00-\$119.00 live and \$188.00 dressed, up around \$1.00 on average. Some bids in the north have been reported at \$185.00-\$187.00 dressed but no selling interest has developed at these prices.