



Weekly Market Information Report for the week ending Thursday January 3, 2019

The following information is collected from various sources and disseminated by Beef Farmers of Ontario.

ONTARIO DIRECT TO PACKER RAILGRADE CATTLE TRADE

Prices are on a carcass weight basis before grade and weight discounts. Weekly Range:

A Grade Steers	246.00-248.00
A Grade Heifers	244.00-247.00

ONTARIO LIVE CATTLE TRADE

Ontario auction sales this week saw weighted average price ranges for:

FED CATTLE	Volume	Price Range	Average	Top	Last Week Avg
Large Frame Steers +1250	63	135.17-149.10	144.08	154.00	141.13
Medium Frame Steers +1250	20	135.00-139.75	138.38	144.00	120.30
Large & Medium Frame Steers +1250	83	134.81-148.74	142.77	154.00	131.23
Large Frame Heifers +1000	45	136.53-144.27	140.09	148.00	130.22
Medium Frame Heifers +1000	28	107.93-126.00	119.39	142.50	113.00
Large & Medium Frame Heifers +1000	73	121.52-143.38	134.61	148.00	124.88
Cows - All Weights	1,708	49.67-66.29	57.43	98.50	55.07
Bulls - All Weights	37	75.50-92.51	84.67	111.00	76.12

STOCKERS - Large and Medium Frame

STEERS	Volume	Price Range	Average	Top	Last Week Avg
1000+	83	167.37-190.15	179.80	199.00	175.75
900-999	89	191.59-205.10	199.77	208.00	191.67
800-899	89	173.83-200.68	190.84	211.00	197.87
700-799	44	132.76-200.20	177.04	204.00	194.09
600-699	58	164.41-205.62	189.99	229.00	214.57
500-599	39	126.64-227.51	193.75	245.00	211.74
400-499	15	187.33-227.73	212.77	249.00	232.13
-399	20	76.90-169.30	127.81	212.00	202.15

HEIFERS	Volume	Price Range	Average	Top	Last Week Avg
+900	138	141.51-167.83	156.72	172.00	163.54
800-899	47	137.64-173.11	154.35	175.50	157.48
700-799	45	117.78-151.09	138.58	165.00	151.46
600-699	45	134.07-169.93	157.80	180.00	153.04
500-599	58	126.55-167.72	153.33	221.00	167.82
400-499	26	127.10-168.67	152.00	175.00	155.27
300-399	10	106.95-157.85	136.95	170.00	N/T
-299	N/T	N/T	N/T	N/T	N/T

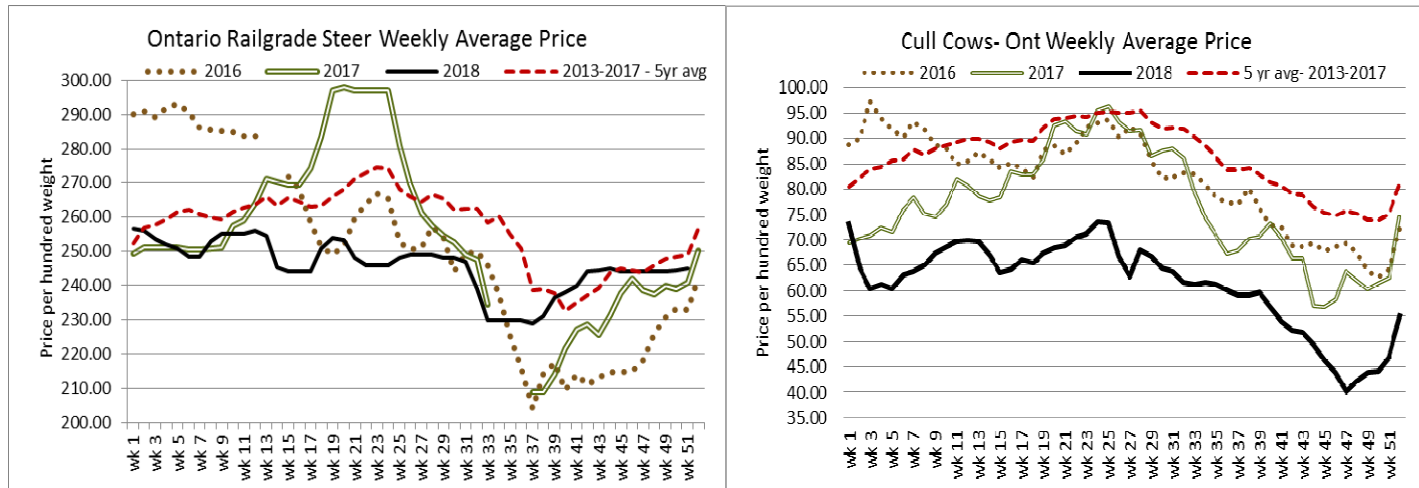
At Kawartha Lakes Community Sale Barn, December 29, 2018 – 124 cows, 3 bulls, 38 veal, 16 stockers

	Price Range	Avg.	Top
Cows	45.00-63.00	53.20	85.00
Veal 125-300 lbs	75.00-255.00	99.51	255.00
Veal 125 lbs & under	85.00-270.00	108.12	270.00

At Aylmer Stockyards Inc.: January 2, 2019 –54 Veal, 216 Cows, 21 Fed Cattle, 17 stockers, 2 bulls

	Price Range	Average	Top
Fed heifers, dairy and dairy cross +1000 lbs	64.00-105.49	93.30	105.49
Cows	40.99-79.00	59.89	79.00
Veal over 600 lbs	80.00-125.00	106.89	125.00

214 Replacement Calves sold steady from \$10.00 to \$490.00 for an average of \$81.59 per head.



ONTARIO STOCKER & FEEDER TRADE

Stocker sale at **Brussels Livestock: December 28, 2018 – 474 Stockers**

Steers	Price Range	Average	Top	Heifers	Price Range	Average	Top
1000+	174.00-192.75	180.80	192.75	900+	156.00-172.00	165.42	172.00
900-999	168.00-200.75	193.11	200.75	800-899	165.50-175.50	169.52	175.50
800-899	176.00-202.00	196.09	211.00	700-799	120.00-152.00	141.00	165.00
700-799	122.00-204.00	181.16	204.00	600-699	139.00-175.00	162.06	180.00
600-699	172.00-218.00	200.19	229.00	500-599	120.00-170.00	153.21	221.00
500-599	125.00-245.00	205.56	245.00	400-499	130.00-175.00	160.24	175.00

Stocker sale at **Ontario Livestock Exchange: January 2, 2019 – 115 Stockers**

Steers	Price Range	Average	Top	Heifers	Price Range	Average	Top
1000+	191.50-199.00	195.41	199.00	900+	N/T		
900-999	200.00-208.00	203.72	208.00				
800-899	200.50-205.00	201.63	205.00				

Stocker sale at: **Ontario Livestock Exchange, January 3, 2019– 160 Stockers**

Steers	Price Range	Average	Top	Heifers	Price Range	Average	Top
1000+	131.00-179.00	164.63	179.00	900+	50.00-146.00	104.37	155.00
800-899	160.50-202.50	183.23	202.50				
700-799	157.50-203.00	183.15	203.00				

LIVE CATTLE EXPORTS-ONTARIO

	Week ending Dec 15, 2018	Week ending Dec 8, 2018	Year to Date
Total live slaughter cattle exported from Ontario to the U.S.	2,411	2,436	113,175
Steers & Heifers & Cows	2,260	2,235	98,672
Bulls	151	201	14,503

QUEBEC ELECTRONIC AUCTION MARKET (F.O.B. THE FEEDLOT)

For the week ending January 3, 2019 Price Change from Last Week
 No trade

ALBERTA DIRECT TRADE

For the week ending Thursday, January 3, 2019

Steers	Live FOB	N/T	Rail FOB	262.50-266.75
Heifers	Live FOB	160.50	Rail FOB	262.50-266.75

U.S. TRADE (U.S. funds)

For the week Ending Thursday, January 3, 2019

Choice and Select Steers and Heifers: Live 120.00-123.00
 Rail 193.00-195.00

FEDERALLY INSPECTED CANADIAN PROCESSING

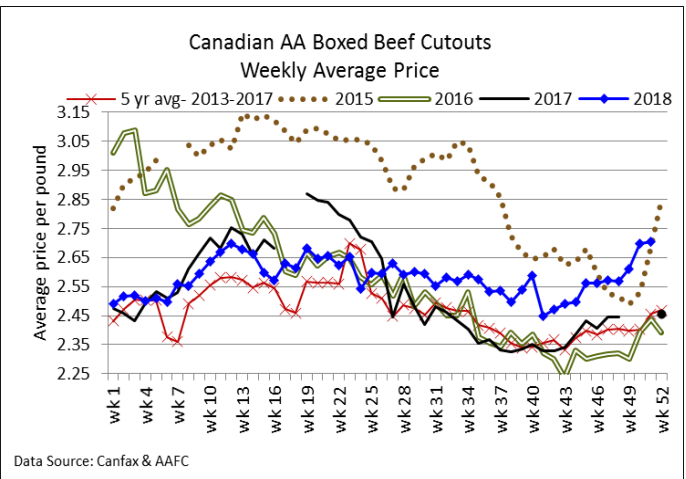
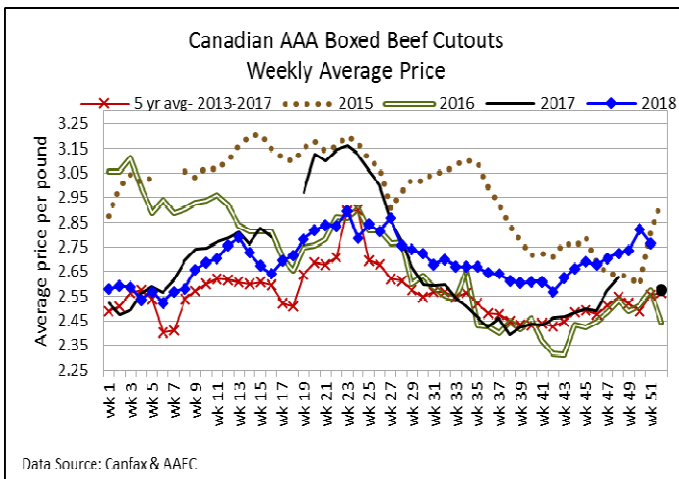
	Week Ending Dec 22, 2018	# of hd change from week ago	YTD	% Change (Week Ago)	% Change (Year Ago)
Grand Total	59,719	+3,452	2,969,259	+6%	+6%
Western Slaughter	46,809	+4,012	2,319,100	+9%	+7%
Eastern Slaughter	12,910	-560	650,159	-4%	+4%

AVERAGE CARCASS WEIGHTS – CANADA

	Steers	Heifers
Dec 22, 2018	932	859
Dec 15, 2018	922	841
Dec 23, 2017	916	832

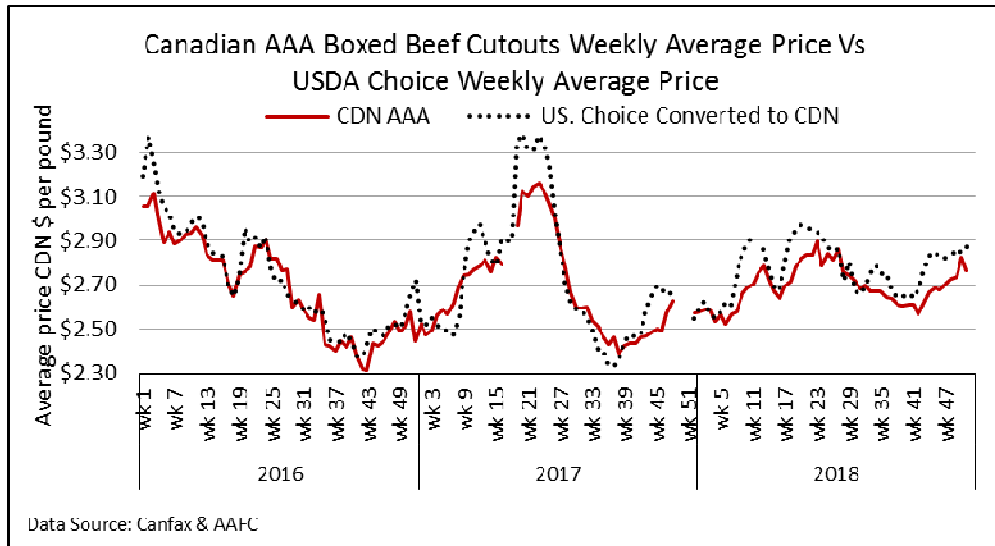
USDA ESTIMATED CATTLE PROCESSING VOLUME

	Week Ending January 5, 2019	Previous Week	Year Ago
Grand Total	520,000	438,000	545,000



CANADIAN BOXED BEEF CUT-OUT VALUES

Week Ending	AAA	AA
December 21, 2018	2.7634	2.7041
December 14, 2018	2.8235	2.6981
December 7, 2018	2.7372	2.6104



U.S. BOXED BEEF CUT-OUT VALUES (U.S. funds)

	Choice 600-900	Select 600-900
Current Five Day Average:	215.64	209.14

LIVE CATTLE – CANADA

IMPORTS	Import % change from 2017 YTD	EXPORTS	Export % change from 2017 YTD
<i>Jan 1- Oct 31/18</i>		<i>Jan 1- Dec 8/18</i>	
Pure bred	5,089 -20%	Slaughter steers & heifers & cows	364,672 -18%
Non-pure bred	150,208 +85%	Feeder cattle & calves	191,863 +66%
		Bulls	43,132 -14%

BEEF EXPORTS – CANADA

United States	Change from last year YTD	Mexico	Change from last year YTD
<i>Jan 1- Oct 31/18</i>		<i>Jan 1- Oct 31/18</i>	
Total	246,406 tonnes +5% or +11,503 tonnes	12,665 tonnes	-12% or -1,804 tonnes

BEEF PRODUCTION – CANADA

	Jan 1 – Dec 22/18	Last Year Same Time	% Change
Fed	970,602 tonnes	921,098 tonnes	+5%
Non-fed	171,522 tonnes	154,112 tonnes	+11%

BEEF IMPORTS – CANADA

	Jan 1 – Dec 22/18	Last Year Same Time	% Change
United States	119,173 tonnes	120,494 tonnes	-1%
Non-NAFTA	47,604 tonnes	47,523 tonnes	0%
EU-28 (beef/veal total)	2,029 tonnes	2,103 tonnes	-4%
Total	177,523 tonnes	175,113 tonnes	+1%

CHICAGO MERCANTILE EXCHANGE

Closing quotes on futures today were as follows:

Live Cattle			Feeder Cattle			Corn			Soybeans			Canadian \$		
Feb	121.92	-1.30	Jan	144.90	-1.62	Mar	3.830	+3.2	Jan	9.094	+9.2	Spot	74.66	+0.46
Apr	124.00	-1.40	Mar	142.82	-1.62	May	3.910	+3.4	Mar	9.214	+8.6	Mar	74.78	+0.46
Jun	115.55	-1.22	Apr	143.65	-1.57	Jul	3.982	+3.4	May	9.344	+9.0	Jun	74.92	+0.46
Aug	113.35	-0.92	May	144.17	-1.52	Sep	3.996	+2.6	Jul	9.460	+8.6	Sep	75.04	+0.47
Oct	114.97	-0.77	Aug	148.50	-1.55	Dec	4.040	+3.0	Aug	9.504	+8.6	Dec	75.15	+0.47
Dec	116.80	-0.72	Sep	149.00	-1.25	Mar	4.132	+3.0	Sep	9.516	+8.6	Mar	75.24	+0.47

Beef Farmers of Ontario, 130 Malcolm Road, Guelph, ON N1K 1B1 Phone: (519) 824-334 Fax: (519) 824-9161 or email: markets@ontariobeef.com

UPCOMING ONTARIO AUCTION MARKETS SPECIAL FALL SALES

Jan 9/19	10:00 am	Kawartha Lakes Community Sale Barn	Special Stocker Sale
Jan 18/19	11:00 am	Community Livestock Exchange	Quinte Cattlemen's All Vaccinated Sale

Comments for the week ending January 3, 2019

The last two weeks of holiday season saw light receipts in all categories as auction sales were limited due to holiday closures. The fed cattle market reported 156 head sold this week which is up 93 from the previous week but 110 fewer than the same time last year. 83 fed steers ranged from \$134.81-\$148.74 averaging \$142.77 up \$11.54 from last week's limited trade, but \$6.50 below year ago prices. 73 fed heifers traded from \$121.52-\$143.38 averaging \$134.31 up \$9.43 from the week before but \$13.29 lower than this time last year. Auction markets on Wednesday reported trade as too light to quote a price at one market and a strong trade with fancier cattle higher prices at the other. On Thursday the market was up \$2.00-\$3.00 cwt.

The Ontario railgrade market has also been very quiet with the week of Christmas having no sales reported. This week prices for steers were reported from \$246.00-\$248.00 dressed and heifers \$244.00-\$247.00 the previous Friday and this Monday. On Wednesday there were no sales reported. A few sales trickled in on Thursday at \$259.00 for heifers and \$260.00 for steers for delivery the last week in January, but not enough were reported to quote a price. Packer interest has been light with one federal packer buying sporadically this week. Average prices are \$9.50 below year ago prices.

A fairly decent volume of cull/fed cows sold through auction markets at 1,708 head, up 598 from last week and 74 more than the same week last year. Cow prices ranged from \$49.67-\$66.29 averaging \$57.43 up \$2.36 from last week and \$15.70 below year ago prices. Since the week of November 21, 2018, cow average prices have increased by \$17.32 cwt. Auction market reports started out as steady on a strong demand. By mid-week trade was active with prices reported as stronger on a better quality at one auction and the other noted prices up \$3.00-\$5.00 from two weeks ago. The market ended the week with prices continuing stronger.

Very light receipts of stocker and feeder cattle were sold through auction markets this week at 807 head, down 550 from the previous week and 88 less than the same week last year. Auctions reported active trading on good demand early week and by Wednesday heavier steers were trading on a good demand at stronger prices. The market ended the week on a good active trade. Many lighter categories had too few cattle to establish a market. Steers 500-600 lbs were down \$17.99, 600-700 lbs were down \$24.58 from the week before, 700-800 lbs down \$17.05, 800-900 lbs down \$7.03, 900-1000 lbs up \$8.10 and steers 1000 lbs plus averaged \$4.05 higher than the previous week. Heifers 500-600 lbs were down \$14.49 from the week before, on average, 600-700 lbs heifers up \$4.76, 700-800 lbs down \$12.88, 800-900 lbs down \$3.13 and heifers 900 lbs and over averaged \$6.82 lower than last week's weighted average prices.

The Quebec electronic market this week had no new trade to report.

Alberta direct trade was very quiet over the holidays with just a few sales the week of Christmas at \$260.00 picked up, but not enough were sold to establish a market. The week before the holiday saw prices from \$259.00-\$261.00 delivered which was up to \$2.00 cwt higher. Canfax reported active trade this week from \$264.00-\$268.25 delivered on a dressed basis.

US cash cattle trade for the week ending December 14th was light to moderate late Friday afternoon with prices fully steady to slightly stronger. The USDA Mandatory Price Report, for the week listed live sales from \$114.50-\$119.00, with steers averaging \$118.14 up \$0.03, while live heifers averaged \$118.57 up \$0.73 from the previous week on average. On the rail sales ranged from \$185.00-\$191.00 dressed, with steers averaging \$187.62 up \$1.63 and heifers \$187.67 up \$1.48 from the previous week, on average. The week of December 21st saw live sales average \$118.81 for steers up \$0.67 with heifers averaging \$118.86 up \$0.29. On the rail that week steers averaged \$189.96 up \$2.34 while heifers averaged \$189.94 up \$2.27. The week ending December 28th was moderate with live sales averaging \$122.52 up \$3.71 and live heifers \$122.36 up \$3.50 from the previous week on average. On the rail for that week steers averaged \$194.25 up \$4.29 with heifers averaging \$193.30 up \$3.36.

This week, the U.S. cash cattle trade remained at a standstill until Thursday afternoon where light to moderate trade developed. Live sales were reported in most areas with sales listed by the USDA Mandatory price report from \$120.00-\$123.00, averaging \$122.84 which is steady to \$0.50 higher than last week on average. Just a couple of dressed sales were noted from \$193.00-\$195.00 which is steady to \$1.00 higher than last week, but certainly not enough sold to establish a trade on a dressed basis. Today, a light trade in the north is developing at \$122.50-\$123.00 live and \$195.00 dressed which is steady to yesterday, while the south appears to be finished for the week.