



## Weekly Market Information Report for the week ending Thursday January 10, 2019

The following information is collected from various sources and disseminated by Beef Farmers of Ontario.

### ONTARIO DIRECT TO PACKER RAILGRADE CATTLE TRADE

Prices are on a carcass weight basis before grade and weight discounts. Weekly Range:

**A Grade Steers** Not enough to establish a market.

**A Grade Heifers** Not enough to establish a market.

### ONTARIO LIVE CATTLE TRADE

Ontario auction sales this week saw weighted average price ranges for:

FED CATTLE	Volume	Price Range	Average	Top	Last Week Avg
Large Frame Steers +1250	80	122.71-149.45	139.75	154.50	144.08
Medium Frame Steers +1250	101	134.51-146.25	139.85	152.50	138.38
Large & Medium Frame Steers +1250	181	126.70-146.15	140.02	154.50	142.77
Large Frame Heifers +1000	76	134.73-145.96	140.46	159.00	140.09
Medium Frame Heifers +1000	86	120.08-143.70	135.51	151.50	119.39
Large & Medium Frame Heifers +1000	162	132.09-150.05	140.36	159.00	134.61
Cows - All Weights	3,026	43.85-61.90	51.69	102.00	57.43
Bulls - All Weights	118	68.99-95.29	78.86	150.00	84.67

### STOCKERS - Large and Medium Frame

STEERS	Volume	Price Range	Average	Top	Last Week Avg
1000+	490	166.82-195.81	186.61	199.50	179.80
900-999	144	158.96-195.01	187.97	207.50	199.77
800-899	184	167.72-202.78	189.07	211.00	190.84
700-799	161	156.08-203.70	184.08	213.00	177.04
600-699	247	175.09-216.22	201.14	230.00	189.99
500-599	304	176.88-231.68	208.45	245.50	193.75
400-499	202	185.67-233.03	211.16	263.00	212.77
-399	54	150.98-211.30	182.94	259.00	127.81

HEIFERS	Volume	Price Range	Average	Top	Last Week Avg
+900	135	146.03-166.08	155.32	183.50	156.72
800-899	133	136.59-172.13	160.00	186.00	154.35
700-799	87	122.21-158.91	144.62	168.00	138.58
600-699	167	109.30-166.87	142.78	238.00	157.80
500-599	212	135.61-184.89	163.40	198.00	153.33
400-499	161	121.74-190.22	157.73	240.00	152.00
300-399	45	104.23-158.78	126.29	192.00	136.95
-299	16	67.94-126.25	90.95	185.00	N/T

At Kawartha Lakes Community Sale Barn, January 5, 2019 – 152 cows, 13 bulls, 99 veal, 41 stockers

	Price Range	Avg.	Top
Cows	47.50-75.50	57.39	80.50
Bulls under 1600 lbs	66.00-125.49	78.07	125.46
Bulls over 1600 lbs	74.00-83.00	77.10	83.00
Veal 600 lbs+	85.00-113.00	95.04	113.00
Veal 125 lbs & under	25.00-125.00	53.98	212.50

**Denfield Livestock Exchange Inc., January 8, 2019: 211 Fed Cattle, 38 Veal, 2 Bulls, 136 Cows & 150 Drop Calves**

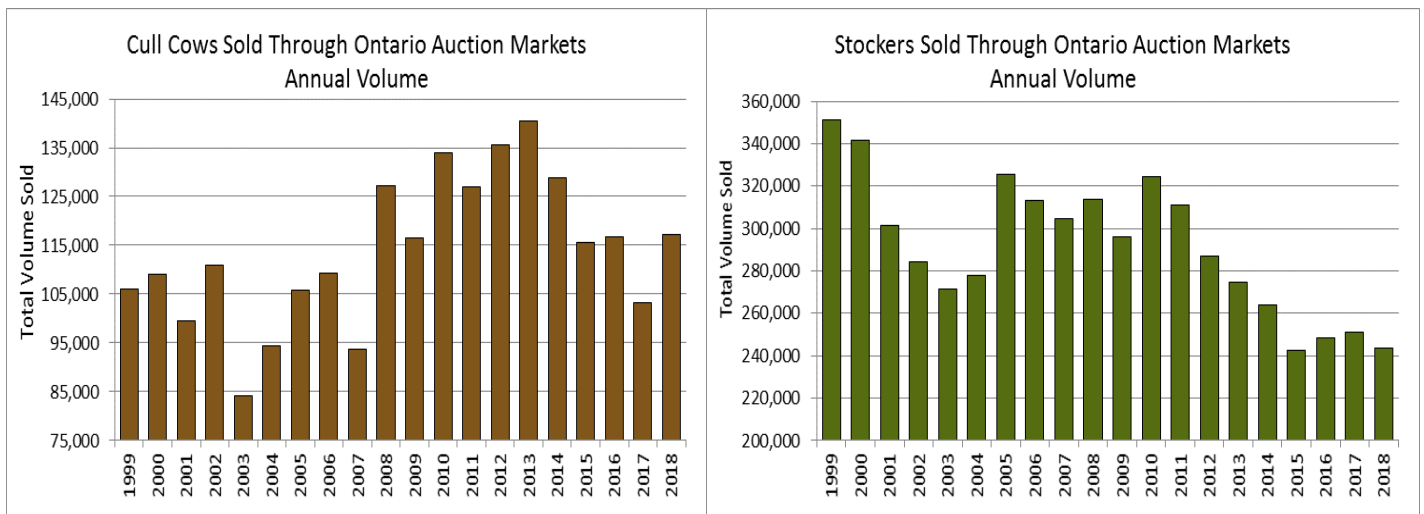
	Price Range	Top		Price Range	Top
Choice steers	140.00-145.00	161.50	Good beef cows	55.00-65.00	85.50
Good steers	135.00-140.00		Good Holstein cows	50.00-60.00	78.50
Choice heifers	140.00-145.00	149.75	D1 & D2 Cows	40.00-50.00	
Good heifers	135.00-140.00		D3 & D4 Cows	30.00-40.00	
Good Holstein veal	100.00-110.00		Choice drop calves	\$150.00-\$250.00/hd	\$400.00/hd
Plain & heavy veal	85.00-95.00		Good drop calves	\$100.00-\$150.00/hd	
Good beef bulls	73.00-84.50		Plain & Newborns	\$50.00-\$100.00/hd	

**At Renfrew Pontiac Livestock Ltd.: January 8, 2019 - 9 Replacement Calves, 31 Cows, 9 Bulls**

	Price Range	Top
Replacement Calves	25.00-90.00	130.00
Cows – D1 & D2	64.00-80.00	82.00
Cows – D3	60.00-65.00	
Cows – D4	45.00-52.00	
Bulls	83.00-91.00	98.00

**At Aylmer Stockyards Inc.: January 9, 2019 –54 Veal, 318 Cows, 35 Fed Cattle, 30 stockers, 4 bulls**

	Price Range	Average	Top
Fed heifers, dairy and dairy cross +1000 lbs	46.99-94.99	75.90	94.99
Cows	40.00-69.49	51.40	90.00
Veal over 600 lbs	66.0-123.99	92.30	137.00



**ONTARIO STOCKER & FEEDER TRADE**

**Stocker sale at Brussels Livestock: January 4, 2019 – 389 Stockers**

Steers	Price Range	Average	Top	Heifers	Price Range	Average	Top
1000+	163.00-187.00	175.43	187.00	900+	165.00-186.50	172.14	183.50
900-999	157.00-194.00	185.25	194.00	800-899	165.00-186.00	177.61	186.00
800-899	197.50-203.50	200.86	203.50	700-799	137.00-162.00	155.33	165.00
700-799	163.00-206.00	186.11	206.00	600-699	147.00-173.00	163.00	173.00
600-699	169.00-201.00	187.33	207.00	500-599	167.00-185.00	177.27	185.00
500-599	195.00-223.00	207.29	223.00				
400-499	200.00-215.00	209.00	215.00				

Stocker sale at: **Community Livestock Exchange: January 8, 2019 – 89 Stockers**

<b>Steers</b>	<b>Price Range</b>	<b>Average</b>	<b>Top</b>	<b>Heifers</b>	<b>Price Range</b>	<b>Average</b>	<b>Top</b>
<b>700-799</b>	97.49-187.99	147.19	187.99	<b>600-699</b>	110.00-167.99	141.10	167.99
<b>600-699</b>	112.50-208.99	176.29	208.99	<b>500-599</b>	137.50-189.99	176.80	189.99
<b>500-599</b>	164.99-222.50	201.50	222.50				
<b>400-499</b>	130.00-235.00	183.69	235.00				

Stocker sale at: **Renfrew Pontiac Livestock: January 8, 2019 – 279 Stockers**

<b>Steers</b>	<b>Price Range</b>	<b>Average</b>	<b>Top</b>	<b>Heifers</b>	<b>Price Range</b>	<b>Average</b>	<b>Top</b>
<b>800-899</b>	170.99-193.99	180.49	193.99	<b>800-899</b>	100.00-152.00	138.50	152.00
<b>700-799</b>	125.00-208.00	188.50	208.00	<b>700-799</b>	119.99-162.99	149.79	162.99
<b>600-699</b>	161.00-229.00	195.19	229.00	<b>600-699</b>	94.99-176.00	151.49	176.00
<b>500-599</b>	161.00-237.00	197.50	237.00	<b>500-599</b>	102.49-175.00	150.80	175.00
<b>400-499</b>	164.99-241.99	200.30	241.99	<b>400-499</b>	112.50-173.99	153.00	173.99
<b>399-</b>	130.00-207.50	168.79	207.50	<b>300-399</b>	107.49-164.99	126.69	164.99

Stocker sale at: **Ontario Livestock Exchange: January 9, 2019 – 561 Stockers**

<b>Steers</b>	<b>Price Range</b>	<b>Average</b>	<b>Top</b>	<b>Heifers</b>	<b>Price Range</b>	<b>Average</b>	<b>Top</b>
<b>1000+</b>	179.00-199.50	191.34	199.50	<b>900+</b>	150.00-155.00	153.13	155.00
<b>900-999</b>	175.00-207.50	201.25	207.50				
<b>800-899</b>	171.00-211.00	203.13	211.00				
<b>700-799</b>	198.00-2510.00	205.00	210.00				
<b>600-699</b>	170.00-196.00	189.92	196.00				
<b>500-599</b>	175.00-210.00	193.00	210.00				

Stocker sale at: **Ontario Livestock Exchange, January 10, 2019– 302 Stockers**

<b>Steers</b>	<b>Price Range</b>	<b>Average</b>	<b>Top</b>	<b>Heifers</b>	<b>Price Range</b>	<b>Average</b>	<b>Top</b>
<b>800-899</b>	177.50-208.50	198.24	208.50	<b>500-599</b>	50.00-195.00	119.25	195.00
<b>700-799</b>	165.00-21300	185.58	213.00	<b>400-499</b>	56.00-170.00	105.35	170.00
<b>600-699</b>	198.00-200.00	199.07	200.00				
<b>500-599</b>	150.00-215.00	185.22	220.00				
<b>400-499</b>	135.00-175.00	161.39	212.50				
<b>399-</b>	147.50-235.00	178.75	235.00				

Stocker sale at: **Ottawa Livestock Exchange, January 10, 2019– 123 Stockers**

<b>Steers</b>	<b>Price Range</b>	<b>Average</b>	<b>Top</b>	<b>Heifers</b>	<b>Price Range</b>	<b>Average</b>	<b>Top</b>
<b>600-699</b>	150.00-208.00	183.06	213.00	<b>500-599</b>	128.00-166.00	150.62	166.00
<b>500-599</b>	145.00-235.00	209.14	235.00	<b>400-499</b>	120.00-160.0	142.00	160.00
<b>400-499</b>	176.00-222.0	208.44	234.00	<b>300-399</b>	130.00-166.00	148.00	192.00
<b>399-</b>	172.00-220.00	206.60	220.00				

Stocker sale at: **Ontario Stockyards Inc., January 10, 2019– 535 Stockers**

<b>Steers</b>	<b>Price Range</b>	<b>Average</b>	<b>Top</b>	<b>Heifers</b>	<b>Price Range</b>	<b>Average</b>	<b>Top</b>
<b>1000+</b>	112.00-152.50	133.76	166.00	<b>900+</b>	100.00-140.00	115.90	143.00
<b>900-999</b>	155.00-190.00	180.15	190.00	<b>800-899</b>	120.00-168.00	148.73	168.00
<b>800-899</b>	165.00-198.00	187.03	198.00	<b>700-799</b>	130.00-154.00	140.94	154.00
<b>700-799</b>	182.50-205.00	193.01	213.00	<b>600-699</b>	100.00-174.00	147.20	238.00
<b>600-699</b>	200.00-229.00	216.97	229.00	<b>500-599</b>	160.00-186.00	177.97	187.00
<b>500-599</b>	224.00-245.50	236.00	245.50	<b>400-499</b>	147.00-199.00	176.85	240.00
<b>400-499</b>	225.00-259.00	242.73	263.00	<b>300-399</b>	120.00-180.00	146.15	180.00
<b>399-</b>	200.00-259.00	229.88	259.00				

## ONTARIO STOCKER & FEEDER TRADE SPECIAL SALES

Stocker sale at **Kawartha Lakes Community Sale Barn: January 9, 2019 - 412 stockers**

Steers	Price Range	Average	Top	Heifers	Price Range	Average	Top
1000+	109.50-193.25	181.68	193.25	900+	156.00-172.25	167.74	172.25
900-999	112.00-187.50	180.95	187.50	800-899	135.00-174.00	166.56	174.00
800-899	120.00-200.50	147.68	200.50	700-799	130.00-166.50	155.75	166.50
700-799	145.00-2014.00	168.64	201.00	600-699	145.00-185.00	160.83	185.00
600-699	152.50-230.00	213.37	230.00	500-599	117.50-198.00	153.96	198.00
500-599	155.00-240.00	205.68	240.00	400-499	121.00-230.00	168.56	230.00
400-499	142.50-244.00	196.28	244.00				
399-	125.00-205.00	178.03	205.00				

Stockers sold actively with yearlings trading strong!

### LIVE CATTLE EXPORTS-ONTARIO

Week ending Dec 22, 2018

Week ending Dec 15, 2018

Year to Date

**Total live slaughter cattle**  
exported from Ontario to the U.S.

**3,023**

**2,411**

**116,198**

**Steers & Heifers & Cows**

**2,876**

**2,260**

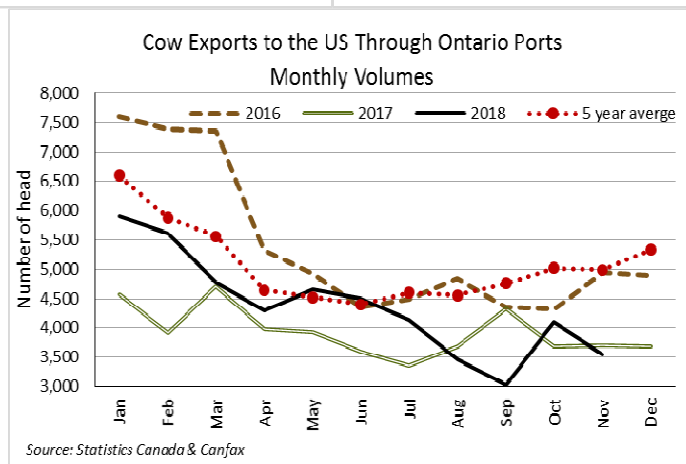
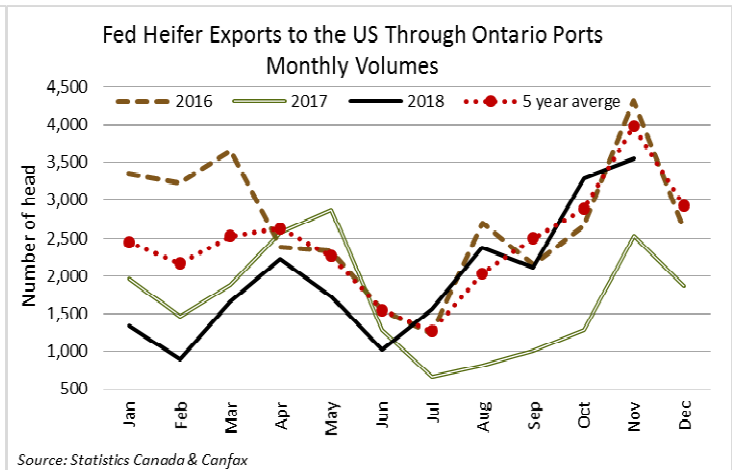
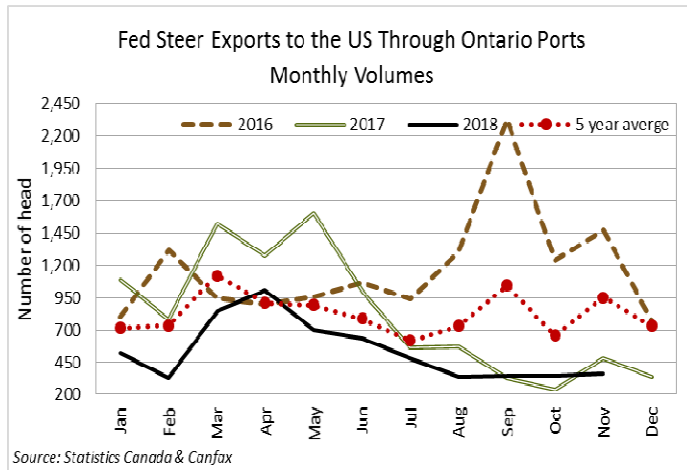
**101,548**

**Bulls**

**147**

**151**

**14,650**



### FEDERALLY INSPECTED CANADIAN PROCESSING

	Week Ending January 5, 2019	# of hd change from week ago	YTD	% Change (Week Ago)	% Change (Year Ago)
<b>Grand Total</b>	47,766	+5,918	47,766	+14%	+17%
<b>Western Slaughter</b>	37,129	+2,938	37,129	+9%	+21%
<b>Eastern Slaughter</b>	10,637	+2,980	10,637	+39%	+6%

**AVERAGE CARCASS WEIGHTS – CANADA**

	<b>Steers</b>	<b>Heifers</b>
Dec 29, 2018	934	837
Dec 22, 2018	932	859
Dec 30, 2017	912	838

**USDA ESTIMATED CATTLE PROCESSING VOLUME**

	<b>Week Ending</b>	<b>Previous Week</b>	<b>Year Ago</b>
	<b>January 12, 2019</b>		
<b>Grand Total</b>	626,000	520,000	612,000

**QUEBEC ELECTRONIC AUCTION MARKET (F.O.B. THE FEEDLOT)**

	<b>Price</b>	<b>Change from Last Week</b>
For the week ending January 10, 2019	Not Available	

**ALBERTA DIRECT TRADE**

For the week ending Thursday, January 10, 2019

<b>Steers</b>	Live FOB	160.00	Rail FOB	266.00-268.50
<b>Heifers</b>	Live FOB	159.00-161.50	Rail FOB	266.00-268.50

**U.S. TRADE (U.S. funds)**

For the week Ending Thursday, January 10, 2019

<b>Choice and Select Steers and Heifers:</b>	Live	122.50
	Rail	195.00

**CANADIAN BOXED BEEF CUT-OUT VALUES**

<b>Week Ending</b>	<b>AAA</b>	<b>AA</b>
December 21, 2018	2.7634	2.7041
December 14, 2018	2.8235	2.6981
December 7, 2018	2.7372	2.6104

**U.S. BOXED BEEF CUT-OUT VALUES (U.S. funds)**

	<b>Choice</b>	<b>Select</b>
	<b>600-900</b>	<b>600-900</b>
<b>Current Five Day Average:</b>	214.11	207.47

**LIVE CATTLE – CANADA**

<b>IMPORTS</b>	<b>Import % change</b>	<b>EXPORTS</b>	<b>Export % change</b>
	<b>from 2017 YTD</b>		<b>from 2017 YTD</b>
<i>Jan 1- Nov 30/18</i>		<i>Jan 1- Dec 29/18</i>	
Pure bred	5,501 -30%	Slaughter steers & heifers & cows	382,844 -17%
Non-pure bred	173,051 +54%	Feeder cattle & calves	194,064 +65%
		Bulls	44,677 -14%

**BEEF EXPORTS – CANADA**

<b>United States</b>	<b>Change from last year YTD</b>	<b>Mexico</b>	<b>Change from last year YTD</b>
<i>Jan 1- Nov 30/18</i>		<i>Jan 1- Nov 30/18</i>	
Total	271,001 tonnes +4% or +11,184 tonnes	14,305 tonnes	-9% or -1,467 tonnes

**BEEF PRODUCTION – CANADA**

	<b>Jan 1 – Dec 29/18</b>	<b>Last Year Same Time</b>	<b>% Change</b>
Fed	984,014 tonnes	932,083 tonnes	+6%
Non-fed	174,481 tonnes	156,935 tonnes	+11%

### **BEEF PRODUCTION – CANADA**

	<b>Jan 1 – Jan 5/19</b>	<b>Last Year Same Time</b>	<b>% Change</b>
Fed	15,977 tonnes	12,807 tonnes	+25%
Non-fed	2,881 tonnes	2,977 tonnes	-3%

### **BEEF IMPORTS – CANADA**

	<b>Jan 1 – Dec 29/18</b>	<b>Last Year Same Time</b>	<b>% Change</b>
United States	120,217 tonnes	121,534 tonnes	-1%
Non-NAFTA	47,973 tonnes	48,460 tonnes	-1%
EU-28 (beef/veal total)	2,079 tonnes	2,103 tonnes	-1%
Total	179,242 tonnes	177,217 tonnes	+1%

### **BEEF IMPORTS – CANADA**

	<b>Jan 1 – Jan 5/19</b>	<b>Last Year Same Time</b>	<b>% Change</b>
United States	1,283 tonnes	1,710 tonnes	-25%
Non-NAFTA	146 tonnes	1,638 tonnes	-91%
EU-28 (beef/veal total)	0 tonnes	72 tonnes	-%
Total	1,429 tonnes	3,532 tonnes	-60%

### **CHICAGO MERCANTILE EXCHANGE**

Closing quotes on futures today were as follows:

<b>Live Cattle</b>			<b>Feeder Cattle</b>			<b>Corn</b>			<b>Soybeans</b>		<b>Canadian \$</b>			
<b>Feb</b>	124.97	+0.10	<b>Jan</b>	146.12	-0.62	<b>Mar</b>	3.782	+2.0	<b>Jan</b>	8.992	+3.6	<b>Spot</b>	75.34	-0.24
<b>Apr</b>	126.37	+0.45	<b>Mar</b>	144.90	-0.17	<b>May</b>	3.866	+2.2	<b>Mar</b>	9.102	+3.4	<b>Mar</b>	75.47	-0.24
<b>Jun</b>	117.20	-0.17	<b>Apr</b>	145.75	+0.07	<b>Jul</b>	3.942	+2.0	<b>May</b>	9.236	+3.4	<b>Jun</b>	75.62	-0.24
<b>Aug</b>	114.27	+0.07	<b>May</b>	146.05	+0.12	<b>Sep</b>	3.972	+2.2	<b>Jul</b>	9.362	+4.0	<b>Sep</b>	75.785	-0.24
<b>Oct</b>	116.12	+0.07	<b>Aug</b>	149.90	-0.10	<b>Dec</b>	4.014	+2.4	<b>Aug</b>	9.412	+4.0	<b>Dec</b>	75.87	-0.24
<b>Dec</b>	118.25	+0.15	<b>Sep</b>	149.90	-0.25	<b>Mar</b>	4.106	+2.6	<b>Sep</b>	9.442	+3.6	<b>Mar</b>	75.96	-0.25

Beef Farmers of Ontario, 130 Malcolm Road, Guelph, ON N1K 1B1 Phone: (519) 824-334 Fax: (519) 824-9161 or email: [markets@ontariobeef.com](mailto:markets@ontariobeef.com)

### **UPCOMING ONTARIO AUCTION MARKETS SPECIAL FALL SALES**

Jan 18	11:00 am	Community Livestock Exchange	Quinte Cattlemen's All Vaccinated Sale
Feb 13	10:00 am	Kawartha Lakes Community Sale Barn	Peterborough/Victoria Counties Stocker Sale

### **\*\*\*Peel/Halton County Annual Meeting\*\*\***

Please note that Peel/Halton has changed the location of their meeting.

The meeting will now be taking place at: Georgetown Police Station, 217 Guelph Street, Georgetown.

The date and time remain the same – Thursday January 17<sup>th</sup>, coffee ready at 10:00, meeting begins at 10:30.

### **Comments for the week ending January 10, 2019**

There were 343 fed steers and heifers sold through auction markets this week, up 187 from last week and 154 less than the same week last year. Fed steers sold from \$126.70-\$146.15 with a weekly weighted average price of \$140.02 down \$2.75 from last week's limited trade and \$9.25 below year ago prices. Heifers sold from \$132.09-\$150.05 averaging \$140.36 up \$6.05 from last week's limited trade, but \$5.53 below last year at this time. Auction markets reported a strong active trade with prices steady to \$3.00-\$5.00 cwt higher, with the better quality lots trading at least \$5.00 cwt higher. The market ended the week at prices \$2.00 cwt higher.

The Ontario railgrade market continues to be limited with reports that one federal packer was not buying this week. On the previous Friday there were a few sales reported from \$248.00-\$250.00 dressed for steers and \$247.00-\$249.00 for heifers, but not enough to establish a market for the week. Last year at this time steers were averaging \$256.00 dressed cwt.

Much larger volumes of fed/cull cows sold through auctions this week at 3,026 head, up 1,318 from last week and 525 more than the same week last year. In fact, this is the first time that the weekly volume has climbed over 3,000 head since the week of December 1, 2016. Cows sold from \$43.85-\$61.90 with a weekly weighted average price of \$51.69 down \$5.74 from last week and \$12.68 below year ago prices. Auction markets reported demand as strong with prices steady to easier than last week's highs, but as the week progressed trade was easier but stronger than early week trade.

2,742 stocker and feeder cattle sold through auction markets this week up 807 head from last week and 494 more than the same time last year. Auction markets reported trade as active with prices barely steady to steady. Yearlings were noted as trading strong to slightly stronger. By week's end the steer calves were strong and the heifer calves steady to the pre-holiday sales. Actual average prices this week for steers 500-600 lbs were up \$14.70 from last week on average, 600-700 lbs were up \$11.15, 700-800 lbs up \$7.04, 800-900 lbs down \$1.77, 900-1000 lbs down \$11.80 and steers 1000 lbs and over averaged \$6.81 stronger than last week's weighted averages. Heifers 500-600 lbs averaged \$10.07 higher than last week, 600-700 lbs down \$15.02, 700-800 lbs up \$6.04, 800-900 lbs up \$5.65 and heifers 900 lbs and over averaged \$1.40 lower than last week.

The Quebec electronic market this week was unavailable at time of reporting.

Alberta direct trade on Wednesday was reported by Canfax as active with prices fully steady to last week. Canfax reported trade from \$159.00-\$160.00 live on light receipts. On a dressed basis sales were from \$268.00-\$268.50 delivered, which is fully steady to the top of last week's market. On Thursday a light test was steady to Wednesday. Canfax notes: "Sales are steady with prices seen on Wednesday and are steady to 3.00 higher than the previous week. Cattle that were bought this week were being scheduled for the week of January 21st delivery. There were some big cattle that sold this week and producers were negotiating flat bids with no weight breaks." On a picked up basis, Canfax reported prices at \$160.00 live for steers and \$159.00-\$161.50 live for heifers, down \$0.30 on average. On a dressed basis, picked up sales ranged from \$266.00-\$268.50 with steers averaging \$266.86 up \$1.11 and heifers \$266.73 up \$1.58 from the previous week on average.

US cash cattle trade for the week ending January 3rd was moderate to active on Thursday and Friday with sales fully steady to the week before. The USDA Mandatory Price report listed sales from \$120.00-124.00 live with steers averaging \$122.55 up \$0.03 from the previous week, while heifers averaged \$122.50 live up \$0.14. On the rail prices ranged from \$193.00-\$195.50 dressed with steers averaging \$194.64 up \$0.39 from the previous week, while heifers averaged \$194.73 up \$1.43.

At time of reporting, this week's US cash market is basically untested with just a couple of sales noted through the week at \$122.50 live and \$195.00 dressed, which is steady to last week, but only a handful of sales which is not nearly enough to establish a market. Bids today improved as the day progressed and a light trade is developing in the north at \$197.00 dressed up \$2.00 from last week's weighted average. Bids in the south are sitting at \$124.00 live, up \$1.50 on average from last week, but no sales have developed. Asking prices are firm at \$125.00-\$126.00 live in the south and \$200.00-\$202.00 dressed in the north. Business is expected to become active later in the afternoon and into the early evening.