



Weekly Market Information Report for the week ending Thursday January 17, 2019

The following information is collected from various sources and disseminated by Beef Farmers of Ontario.

ONTARIO DIRECT TO PACKER RAILGRADE CATTLE TRADE

Prices are on a carcass weight basis before grade and weight discounts. Weekly Range:

A Grade Steers	248.00-260.00
A Grade Heifers	248.00-259.00

ONTARIO LIVE CATTLE TRADE

Ontario auction sales this week saw weighted average price ranges for:

FED CATTLE	Volume	Price Range	Average	Top	Last Week Avg
Large Frame Steers +1250	87	129.43-150.14	142.22	156.00	139.75
Medium Frame Steers +1250	96	117.34-143.37	132.69	152.00	139.85
Large & Medium Frame Steers +1250	183	119.04-147.46	137.90	156.00	140.02
Large Frame Heifers +1000	87	124.37-145.26	136.46	154.50	140.46
Medium Frame Heifers +1000	70	120.78-140.52	130.74	148.00	135.51
Large & Medium Frame Heifers +1000	157	123.21-144.14	133.82	154.50	140.36
Cows - All Weights	2,951	43.09-60.83	50.64	103.00	51.69
Bulls - All Weights	128	71.93-95.37	83.59	135.00	78.86

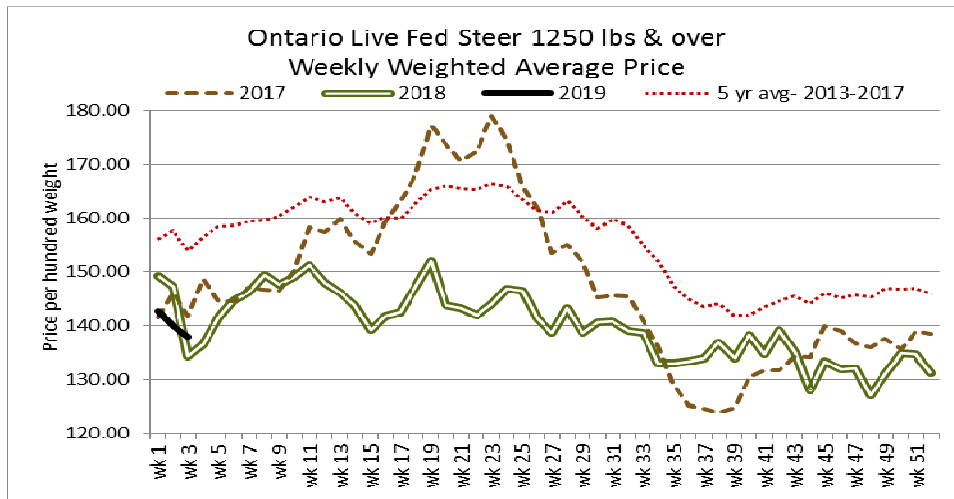
STOCKERS - Large and Medium Frame

STEERS	Volume	Price Range	Average	Top	Last Week Avg
1000+	549	165.04-195.69	177.47	205.00	186.61
900-999	359	180.11-197.19	189.33	204.00	187.97
800-899	145	162.15-198.02	187.54	216.00	189.07
700-799	490	172.72-213.18	197.82	223.00	184.08
600-699	483	179.19-221.09	203.58	235.00	201.14
500-599	423	180.35-233.56	211.12	260.00	208.45
400-499	201	188.73-234.29	217.10	262.00	211.16
-399	70	148.16-221.85	194.27	267.50	182.94

HEIFERS	Volume	Price Range	Average	Top	Last Week Avg
+900	253	121.00-144.17	132.07	178.00	155.32
800-899	94	131.91-163.73	149.20	172.00	160.00
700-799	143	128.76-170.48	151.52	199.50	144.62
600-699	335	137.67-179.66	164.26	207.50	142.78
500-599	373	134.58-183.94	159.15	221.00	163.40
400-499	202	133.78-177.00	156.81	215.00	157.73
300-399	42	125.12-159.32	140.38	202.50	126.29
-299	11	129.68-164.05	146.33	192.50	90.95

At Kawartha Lakes Community Sale Barn, January 12, 2019 – 124 cows, 6 bulls, 31 veal, 25 stockers

	Price Range	Avg.	Top
Cows	46.50-77.50	56.17	83.50
Bulls over 1600 lbs	55.00-84.00	74.23	84.00
Veal 600 lbs+	42.00-150.00	81.10	150.00
Veal 125 lbs & under	30.00-245.00	92.48	245.00



Denfield Livestock Exchange Inc., January 15, 2019: 288 Fed Cattle, 20 Veal, 4 Bulls, 119 Cows & 130 Drop Calves

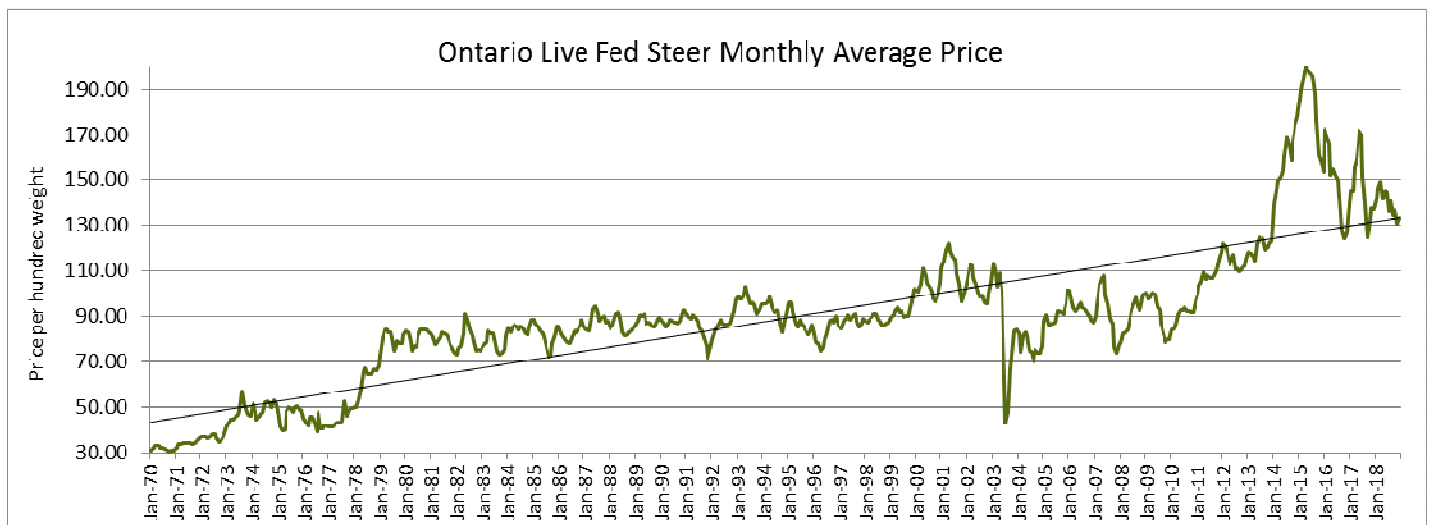
	Price Range	Top		Price Range	Top
Choice steers	150.00-155.00	162.00	Good beef cows	60.00-70.00	89.00
Good steers	145.00-150.00		Good Holstein cows	50.00-60.00	
Choice heifers	145.00-150.00	155.00	D1 & D2 Cows	40.00-50.00	
Good heifers	140.00-145.00		D3 & D4 Cows	30.00-40.00	
Good Holstein veal	80.00-90.00	103.00	Choice drop calves	\$150.00-\$250.00/hd	\$380.00/hd
Plain & heavy veal	70.00-80.00		Good drop calves	\$100.00-\$150.00/hd	
Good beef bulls	63.00-86.00		Plain & Newborns	\$25.00-\$75.00/hd	

At Renfrew Pontiac Livestock Ltd.: January 15, 2019 – 4 Replacement Calves, 68 Cows, 14 Bulls

	Price Range	Top
Replacement Calves	25.00-90.00	220.00
Cows	64.00-80.00	84.00
Cows – D3	59.00-65.00	
Cows – D4	43.00-51.00	
Bulls	83.00-90.00	102.00

At Aylmer Stockyards Inc.: January 16, 2019 –45 Veal, 278 Cows, 31 Fed Cattle, 14 stockers, 2 bulls

	Price Range	Average	Top
Fed heifers, dairy and dairy cross +1000 lbs	55.50-94.99	77.60	94.99
Cows	40.00-69.99	52.00	93.00
Veal over 600 lbs	68.99-119.99	91.10	128.00



ONTARIO STOCKER & FEEDER TRADE

Stocker sale at **Brussels Livestock: January 11, 2019 – 832** Stockers

Steers	Price Range	Average	Top	Heifers	Price Range	Average	Top
1000+	122.00-196.50	178.64	196.50	900+	145.00-168.75	158.30	178.00
900-999	186.00-204.00	194.78	204.00	800-899	152.00-171.50	162.56	171.50
800-899	189.00-192.00	190.82	192.00	700-799	130.00-151.00	141.94	151.00
700-799	180.00-213.75	199.84	213.75	600-699	151.00-167.00	160.28	167.00
600-699	199.00-226.50	210.75	235.00	500-599	123.00-171.00	152.92	171.00
500-599	196.00-236.00	220.22	260.00	400-499	120.00-162.00	142.48	175.00
400-499	191.00-235.00	221.40	247.00				

Stocker sale at: **Community Livestock Exchange: January 15, 2019 – 202** Stockers

Steers	Price Range	Average	Top	Heifers	Price Range	Average	Top
800-899	148.99-184.00	172.70	184.00	600-699	90.00-161.00	132.29	161.00
700-799	125.00-193.99	161.89	193.99	500-599	107.49-193.99	145.90	193.99
600-699	130.00-218.99	179.29	218.99	400-499	105.00-194.99	144.59	212.50
500-599	122.50-227.99	190.39	227.99				
400-499	160.00-220.00	197.90	220.00				
399-	160.00-214.00	197.50	214.00				

Stocker sale at: **Keady Livestock Market: January 15, 2019 – 312** Stockers

Steers	Price Range	Average	Top	Heifers	Price Range	Average	Top
1000+	170.75-32 hd			900+	153.50-159.00	155.76	159.00
900-999	195.00-200.25	198.87	200.25	600-699	190.00-197.00	192.58	197.00
800-899	186.50-216.00	199.68	216.00	500-599	175.00-201.00	190.61	201.00
700-799	202.00-223.00	213.84	223.00				
600-699	212.00-223.00	218.06	223.00				
500-599	211.00-240.00	216.35	250.00				
400-499	210.00-235.00	228.06	235.00				

Stocker sale at: **Renfrew Pontiac Livestock: January 15, 2019 – 389** Stockers

Steers	Price Range	Average	Top	Heifers	Price Range	Average	Top
800-899	117.50-200.99	178.00	200.99	700-799	85.99-145.99	125.49	145.99
700-799	119.99-215.49	190.50	215.49	600-699	90.00-159.00	141.70	159.00
600-699	164.99-229.00	209.39	229.00	500-599	110.00-164.99	142.79	164.99
500-599	150.00-239.99	214.59	239.99	400-499	105.00-167.50	144.90	167.50
400-499	180.00-235.00	214.59	235.00				

Stocker sale at **Ontario Livestock Exchange: January 16, 2019 – 541** Stockers

Steers	Price Range	Average	Top	Heifers	Price Range	Average	Top
1000+	172.00-205.00	182.81	205.00	700-799	140.00-184.00	159.86	184.00
900-999	184.00-200.00	192.39	200.00	600-699	147.50-157.50	153.50	157.50
800-899	50.00-187.00	158.83	187.00				
700-799	197.00-209.50	205.54	209.50				

Stocker sale at: **Ontario Livestock Exchange, January 17, 2019– 429** Stockers

Steers	Price Range	Average	Top	Heifers	Price Range	Average	Top
1000+	107.00-152.50	123.17	152.50	900+	60.00-114.00	82.06	117.50
900-999	139.00-160.00	154.75	160.00	800-899	102.00-156.00	144.42	156.00
800-899	152.50-183.00	170.14	183.00	700-799	102.50-142.50	119.46	147.50
700-799	155.00-195.00	181.53	195.00	600-699	112.50-147.50	127.78	170.00
600-699	150.00-190.00	173.55	190.00	500-599	127.50-182.50	147.92	182.50
500-599	147.50-227.00	182.45	227.00	400-499	117.50-155.00	134.43	175.00
400-499	162.50-182.50	176.43	182.50	300-399	122.50-160.00	133.33	162.50
399-	102.50-200.00	168.50	200.00	299-	140.00-180.00	157.50	180.00

Stocker sale at: **Ottawa Livestock Exchange, January 17, 2019– 161** Stockers

Steers	Price Range	Average	Top	Heifers	Price Range	Average	Top
700-799	110.00-171.00	141.25	190.00	500-599	110.00-139.00	122.62	170.00
600-699	77.00-194.00	151.62	212.00	400-499	110.00-146.00	125.67	170.00
500-599	180.00-225.00	205.17	230.00				
400-499	155.00-228.00	195.46	228.00				
399-	54.00-24.00	158.27	214.00				

Stocker sale at **Ontario Stockyards Inc., January 17, 2019– 1,329** Stockers

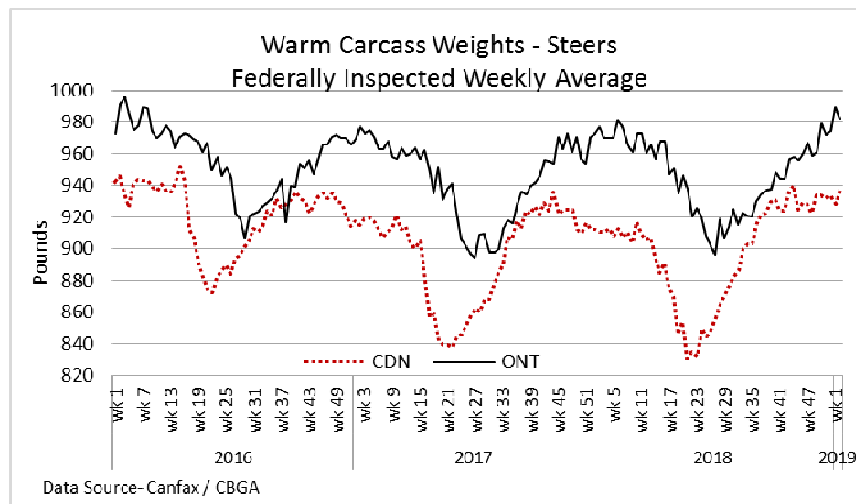
Steers	Price Range	Average	Top	Heifers	Price Range	Average	Top
1000+	167.50-193.75	178.20	193.75	900+	68.00-90.00	74.26	167.50
900-999	169.00-189.00	181.97	194.00	800-899	115.00-172.00	143.34	172.00
800-899	184.00-202.50	197.86	202.50	700-799	144.00-199.50	176.61	199.50
700-799	184.00-218.00	203.16	218.00	600-699	163.00-207.50	190.33	207.50
600-699	195.00-225.50	211.77	230.00	500-599	167.50-213.50	188.30	221.00
500-599	210.00-234.00	220.26	238.00	400-499	160.00-202.50	185.41	215.00
400-499	210.00-258.00	235.62	262.00	300-399	150.00-195.00	180.35	195.00
399-	185.00-242.50	219.32	242.50				

LIVE CATTLE EXPORTS-ONTARIO

	Week ending Dec 29, 2018	Week ending Dec 22, 2018	Year to Date
Total live slaughter cattle exported from Ontario to the U.S.	1,458	3,023	117,686
Steers & Heifers & Cows	1,253	2,876	102,801
Bulls	205	147	14,855

FEDERALLY INSPECTED CANADIAN PROCESSING

	Week Ending January 5, 2019	# of hd change from week ago	YTD	% Change (Week Ago)	% Change (Year Ago)
Grand Total	47,766	+5,918	47,766	+14%	+17%
Western Slaughter	37,129	+2,938	37,129	+9%	+21%
Eastern Slaughter	10,637	+2,980	10,637	+39%	+6%

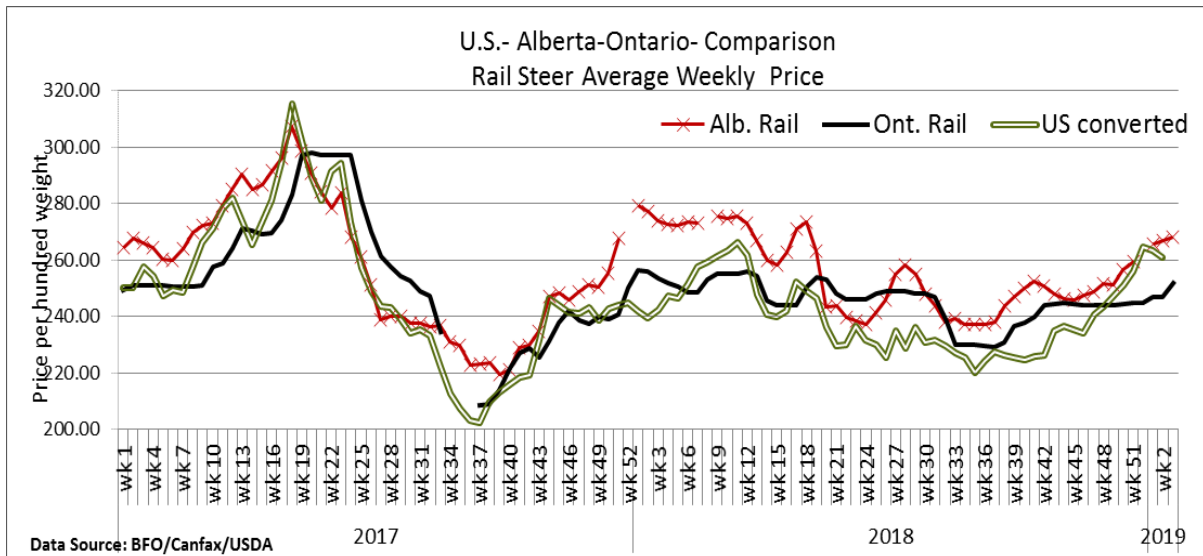


AVERAGE CARCASS WEIGHTS – CANADA

	Steers	Heifers
Dec 29, 2018	934	837
Dec 22, 2018	932	859
Dec 30, 2017	912	838

USDA ESTIMATED CATTLE PROCESSING VOLUME

	Week Ending January 19, 2019	Previous Week	Year Ago
Grand Total	620,000	626,000	613,000



ALBERTA DIRECT TRADE

For the week ending Thursday, January 17, 2019

Steers	Live FOB	159.25-162.00	Rail FOB	267.25-268.50
Heifers	Live FOB	159.50	Rail FOB	268.50

U.S. TRADE (U.S. funds)

For the week Ending Thursday, January 17, 2019

Choice and Select Steers and Heifers:	Live	123.00-125.00	limited, not enough to establish a market
	Rail	194.00-197.00	limited, not enough to establish a market

QUEBEC ELECTRONIC AUCTION MARKET (F.O.B. THE FEEDLOT)

	Price	Change from Last Week
For the week ending January 17, 2019	256.00-259.00	+2.91

CANADIAN BOXED BEEF CUT-OUT VALUES

Week Ending	AAA	AA
December 21, 2018	2.7634	2.7041
December 14, 2018	2.8235	2.6981

U.S. BOXED BEEF CUT-OUT VALUES (U.S. funds)

	Choice 600-900	Select 600-900
Current Five Day Average:	212.23	206.43

LIVE CATTLE – CANADA

IMPORTS			EXPORTS		
	Import % change from 2017 YTD			Export % change from 2018 YTD	
<i>Jan 1- Nov 30/18</i>			<i>Jan 1- Jan 5/19</i>		
Pure bred	5,501	-30%	Slaughter steers & heifers & cows	5,288	+1%
Non-pure bred	173,051	+54%	Feeder cattle & calves	1,180	+314%
			Bulls	333	+21%

BEEF EXPORTS – CANADA

	United States Jan 1- Nov 30/18	<i>Change from last year YTD</i>	Mexico Jan 1- Nov 30/18	<i>Change from last year YTD</i>
Total	271,001 tonnes	+4% or +11,184 tonnes	14,305 tonnes	-9% or -1,467 tonnes

BEEF PRODUCTION – CANADA

	Jan 1 – Jan 12/19	<i>Last Year Same Time</i>	<i>% Change</i>
Fed	34,539 tonnes	31,223 tonnes	+11%
Non-fed	6,923 tonnes	6,839 tonnes	+1%

BEEF IMPORTS – CANADA

	Jan 1 – Jan 12/19	<i>Last Year Same Time</i>	<i>% Change</i>
United States	3,740 tonnes	4,211 tonnes	-11%
Non-NAFTA	1,104 tonnes	3,539 tonnes	-69%
EU-28 (beef/veal total)	3 tonnes	107 tonnes	-98%
Total	4,968 tonnes	8,176 tonnes	-39%

CHICAGO MERCANTILE EXCHANGE

Closing quotes on futures today were as follows:

Live Cattle	Feeder Cattle	Corn	Soybeans	Canadian \$
Feb 126.52 -0.57	Jan 141.45 +0.02	Mar 3.816 +1.6	Mar 9.166 +9.0	Spot 75.34 -0.01
Apr 127.37 +0.47	Mar 142.82 -0.10	May 3.900 +2.0	May 9.300 +9.0	Mar 75.45 -0.01
Jun 117.45 +0.62	Apr 144.40 +0.17	Jul 3.972 +1.6	Jul 9.424 +8.4	Jun 75.60 -0.01
Aug 113.60 +0.47	May 145.05 +0.30	Sep 3.996 +1.2	Aug 9.474 +8.4	Sep 75.74 -0.01
Oct 115.10 +0.40	Aug 149.30 +0.15	Dec 4.036 +0.4	Sep 9.490 +8.0	Dec 75.86 -0.01
Dec 117.52 +0.37	Sep 149.50 +0.07	Mar 4.126 +0.2	Nov 9.556 +7.4	Mar 75.97 -0.01

Beef Farmers of Ontario, 130 Malcolm Road, Guelph, ON N1K 1B1 Phone: (519) 824-334 Fax: (519) 824-9161 or email: markets@ontariobeef.com

UPCOMING ONTARIO AUCTION MARKETS SPECIAL FALL SALES

Feb 13 10:00 am Kawartha Lakes Community Sale Barn Peterborough/Victoria Counties Stocker Sale

Comments for the week ending January 17, 2019

304 fed steers and heifers sold through auction markets this week down just 3 head from last week and 125 fewer than this time last year. Fed steers traded from \$119.04-\$147.46 averaging \$137.90 down \$2.12 from last week but \$3.54 above year ago prices. Fed heifers traded from \$123.21-\$144.14 averaging \$133.82 down \$6.54 from last week and \$0.61 lower than last year at this time. Auction markets reported trade as active at steady to fully steady prices with the quality considered, and \$2.00-\$3.00 higher by week's end.

The Ontario railgrade market continues to be sporadic with no trade reported the previous Friday. By Monday sales were noted at \$248.00 dressed for both steers and heifers with delivery in January. Tuesday was quiet, with just a couple noted at \$260.00 for delivery the middle of February, but not enough were reported to record a market. On Wednesday trade was reported from \$255.00-\$256.00 dressed for both steers and heifers with delivery in January. This week's average price is \$1.75 below last year at this time.

The Canadian Boxed Beef Report by Kevin Grier, reports last week's market on Canadian buyer activity: "Buyers came off the bench last week as both distributors and retailers were in the market. Spot market activity was good as retailers and distributors re-stocked items. Buyers were looking at both the live market and futures and decided they needed to get busy. Retailers are now putting the finishing touches on secondary ads for Valentine's Day. That weekend will have a good beef focus and then ads will ease off the week after. Generally February still looks good for beef."

Large volumes of fed/cull cows continue to sell through auction markets with 2,951 head sold this week, down 75 from last week but 670 more than this time last year. Cows sold from \$43.09-\$60.83 averaging \$50.64 down \$1.05 from last week and \$9.77 below year ago prices. Auction market reports started the week steady to stronger. As the week progressed, trade was reported as steady with beef cows noted as higher while dairy cows were selling about steady. The market ended the week at firm to slightly higher prices.

A few more stocker and feeder cattle came to market this week with 4,173 head sold up 1,431 from last week, and 228 more than last year at this time. Auction market reports started out noting calves as higher with yearlings steady. As the week progressed, prices were quoted as \$5.00-\$10.00 higher than pre-holiday sales. The remainder of the week saw prices hold steady according to quality, with good heifers slightly higher. Actual average prices saw steers 400-500 lbs averaging \$5.94 cwt higher than last week, 500-600 lbs up \$2.67, 600-700 lbs up \$2.44, 700-800 lbs up \$13.74, 800-900 lbs down \$1.53, 900-1000 lbs up \$1.36 and steers 1000 lbs and over averaged \$9.14 below last week on average. Heifers 300-400 lbs were up \$14.09 from last week on average, 400-500 lbs were down \$0.92, 500-600 lbs down \$4.25, 600-700 lbs up \$21.48, 700-800 lbs up \$6.90, 800-900 lbs down \$10.80 and heifers 900 lbs and over averaged \$23.25 lower than last week.

The Quebec electronic market this week ranged from \$256.00-\$259.00 dressed, up \$2.91 from last week's weighted average price.

Alberta direct trade was light to moderate with Canfax noting trade improving from Wednesday to Thursday on a live basis, with sales for the week from \$159.25-\$162.00 picked up on a live basis. Steers averaging \$160.39 up \$0.29 on average, while heifers averaged \$159.50 down \$0.55. Canfax reported dressed sales at \$270.00 cwt delivered on a dressed basis which is steady to the top of last week's trade. On a picked up basis, Canfax reports sales from \$267.25-\$268.50 dressed, with steers averaging \$268.21 dressed, up \$1.35 from the previous week, while heifers averaged \$268.50 up \$1.77 on average.

US cash cattle trade for the week ending January 11th was light to moderate with prices for the week, reported by the Mandatory Price Report, from \$120.00-125.00 live with steers averaging \$123.71 up \$1.16 from the previous week, while heifers averaged \$123.49 up \$0.99 on average. On the rail steers and heifers traded from \$194.00-\$197.00 dressed, with steers averaging \$196.78 up \$2.14 from the previous week, with heifers averaging \$196.80 up \$2.07 from the previous week on average.

At time of reporting, this week's US market has been at a standstill, other than a couple of lots sold at \$194.00-\$197.00 dressed in Iowa, but certainly not enough to establish any kind of market for the week. Asking prices are currently sitting at \$127.00-\$130.00 live in the south and \$200.00-\$203.00 dressed in the north. Thursday saw a few bids at \$197.00 dressed in the north but no sales were reported. Today, bids have surfaced in the north at \$195.00-\$197.00 dressed, steady to \$2.00 lower than Thursday's bids but steady to last week's market. The south is just starting to see some bids appear at \$122.00-\$123.00 live which is lower than last week's trade, but no selling interest has been noted. It appears business is going to be delayed until late afternoon, again this week.