



Weekly Market Information Report for the week ending Thursday January 24, 2019

The following information is collected from various sources and disseminated by Beef Farmers of Ontario.

ONTARIO DIRECT TO PACKER RAILGRADE CATTLE TRADE

Prices are on a carcass weight basis before grade and weight discounts. Weekly Range:

A Grade Steers	255.00-260.00
A Grade Heifers	255.00-260.00

ONTARIO LIVE CATTLE TRADE

Ontario auction sales this week saw weighted average price ranges for:

FED CATTLE	Volume	Price Range	Average	Top	Last Week Avg
Large Frame Steers +1250	75	143.62-159.10	151.68	164.50	142.22
Medium Frame Steers +1250	40	110.32-137.24	123.82	150.00	132.69
Large & Medium Frame Steers +1250	115	128.48-153.24	141.99	164.50	137.90
Large Frame Heifers +1000	59	124.85-143.86	138.51	155.00	136.46
Medium Frame Heifers +1000	58	133.65-142.70	138.61	157.00	130.74
Large & Medium Frame Heifers +1000	117	129.83-147.02	139.28	157.00	133.82
Cows - All Weights	2,390	49.36-69.47	58.28	112.00	50.64
Bulls - All Weights	73	73.14-91.71	81.79	115.00	83.59

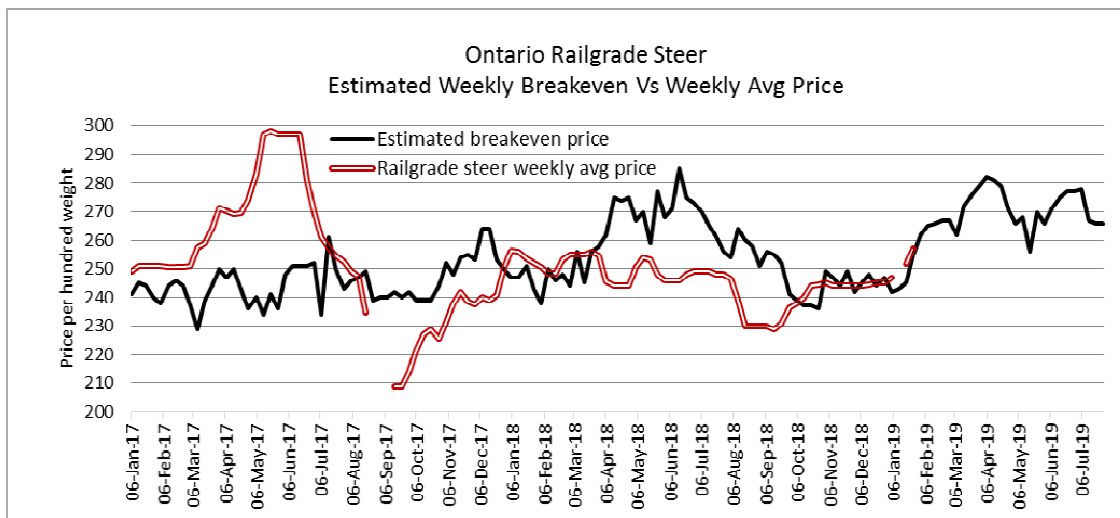
STOCKERS - Large and Medium Frame

STEERS	Volume	Price Range	Average	Top	Last Week Avg
1000+	439	160.57-186.78	172.50	202.99	177.47
900-999	278	174.51-194.98	188.11	208.00	189.33
800-899	370	161.66-196.46	185.09	212.00	187.54
700-799	476	157.42-203.77	187.36	216.50	197.82
600-699	485	166.45-221.52	203.99	229.00	203.58
500-599	343	182.81-233.33	216.44	249.00	211.12
400-499	152	174.12-231.46	208.58	253.00	217.10
-399	63	126.97-220.26	190.47	325.00	194.27

HEIFERS	Volume	Price Range	Average	Top	Last Week Avg
+900	151	128.28-157.45	145.81	163.99	132.07
800-899	86	121.77-164.04	147.81	179.50	149.20
700-799	200	125.26-178.24	163.58	189.99	151.52
600-699	207	129.26-188.14	168.93	204.99	164.26
500-599	287	144.18-196.51	179.93	208.00	159.15
400-499	115	125.62-185.28	158.49	210.00	156.81
300-399	23	101.61-166.00	133.62	186.00	140.38
-299	N/T	N/T			146.33

At Kawartha Lakes Community Sale Barn, January 19, 2019 – 159 cows, 5 bulls, 32 veal, 10 stockers

	Price Range	Avg.	Top
Cows	49.50-75.00	58.07	85.00
Bulls over 1600 lbs	75.00-95.50	80.20	95.50
Veal 600 lbs+	83.00-112.50	94.51	112.50



The information provided on this report is based on weighted averages for actual data collected. Input costs are a guideline only and will vary from producer to producer. BFO does not take any responsibility and accepts no legal liability arising from or connected to damages or losses experienced by producers when using this information. This is to be used at your own risk.

Denfield Livestock Exchange Inc., January 22, 2019: 288 Fed Cattle, 20 Veal, 4 Bulls, 119 Cows & 130 Drop Calves

	Price Range	Top		Price Range	Top
Choice steers	150.00-155.00	172.00	Good beef cows	65.00-75.00	81.00
Good steers	145.00-150.00		Good Holstein cows	55.00-65.00	
Choice heifers	147.00-152.00	160.00	D1 & D2 Cows	45.00-55.00	
Good heifers	142.00-146.00		D3 & D4 Cows	40.00-45.00	
Good Holstein veal	85.00-95.00	100.00	Choice drop calves	\$150.00-\$250.00/hd	
Plain & heavy veal	75.00-85.00		Good drop calves	\$100.00-\$150.00/hd	
Good beef bulls	N/T		Plain & Newborns	\$30.00-\$80.00/hd	

At Renfrew Pontiac Livestock Ltd.: January 22, 2019 – 5 Replacement Calves, 19 Cows, 2 Bulls

	Price Range	Top
Replacement Calves	35.00-90.00	
Cows	64.00-81.00	83.00
Cows – D3	58.00-64.00	
Cows – D4	43.00-50.00	
Bulls	87.00-96.00	

At Aylmer Stockyards Inc.: January 23, 2019 – 46 Veal, 179 Cows, 24 Fed Cattle, 63 stockers, 6 bulls

	Price Range	Average	Top
Fed heifers, dairy and dairy cross +1000 lbs	60.99-100.0	85.99	100.00
Cows	40.00-84.49	62.70	84.49
Veal over 600 lbs	71.99-129.00	93.60	129.00

ONTARIO STOCKER & FEEDER TRADE

Stocker sale at Brussels Livestock: January 18, 2019 – 985 Stockers

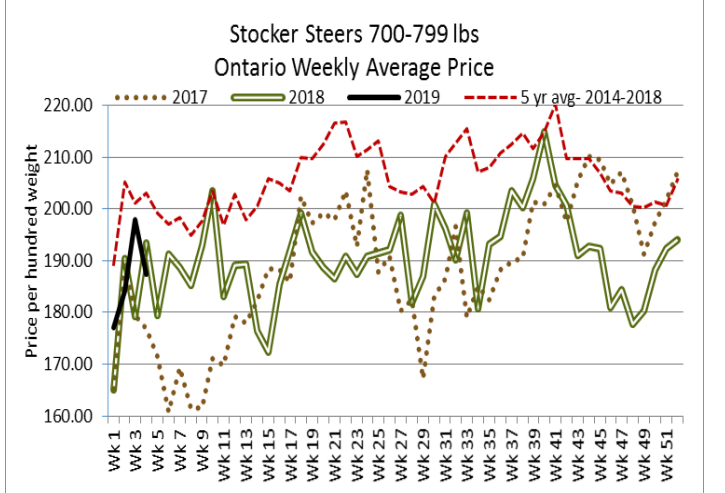
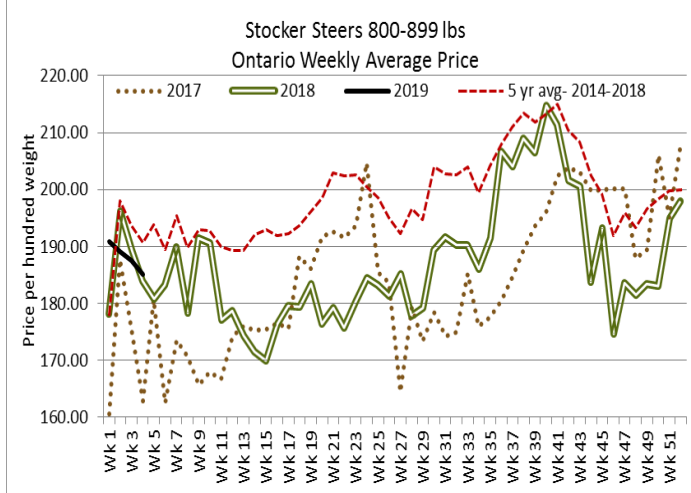
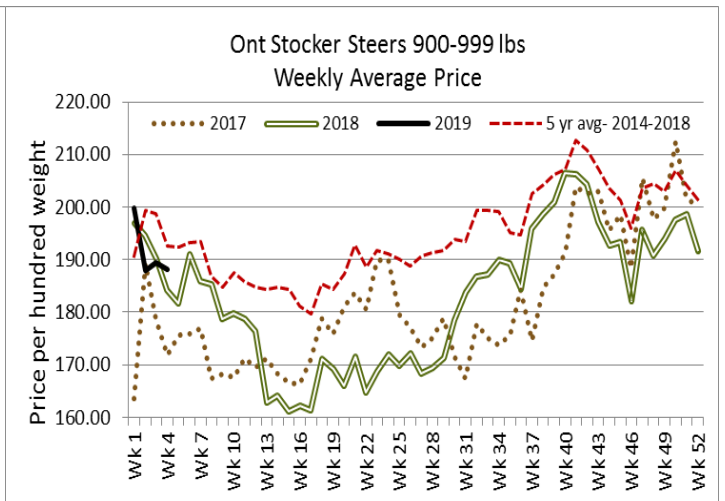
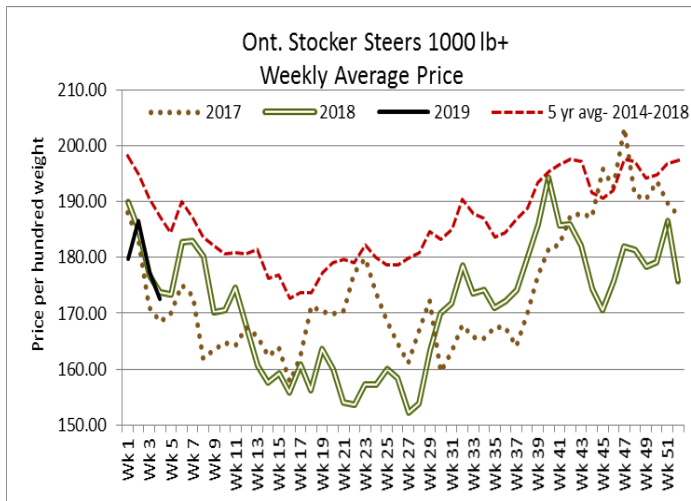
Steers	Price Range	Average	Top	Heifers	Price Range	Average	Top
1000+	152.00-178.50	165.90	191.00	900+	136.00-163.00	153.08	163.00
900-999	179.50-199.00	191.06	199.00	800-899	145.00-179.50	165.71	179.50
800-899	162.00-192.25	182.69	197.00	700-799	138.00-168.00	151.59	169.00
700-799	179.00-201.00	188.81	201.00	600-699	130.00-184.00	157.91	184.00
600-699	190.00-229.00	210.52	229.00	500-599	160.00-184.00	171.70	184.00
500-599	211.00-235.00	222.04	235.00	400-499	171.00-180.00	176.80	180.00
400-499	192.00-238.00	218.46	253.00	300-399	39.00-186.00	109.63	186.00
399-	55.00-240.00	170.93	250.00				

Stocker sale at: **Community Livestock Exchange: January 22, 2019 – 82 Stockers**

Steers	Price Range	Average	Top	Heifers	Price Range	Average	Top
600-699	132.00-212.99	190.50	212.99	800-899	152.49-175.00	168.99	175.00
400-499	164.99-233.00	215.70	233.00	700-799	121.99-171.99	156.69	171.99
				600-699	123.99-169.99	161.00	169.99
				500-599	162.50-194.99	177.29	194.99

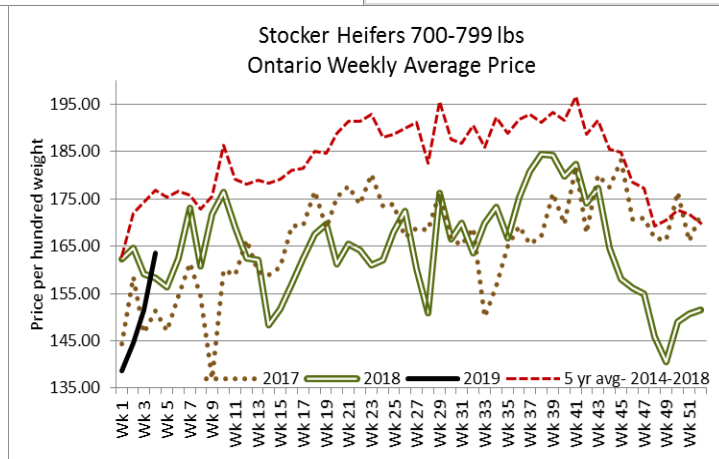
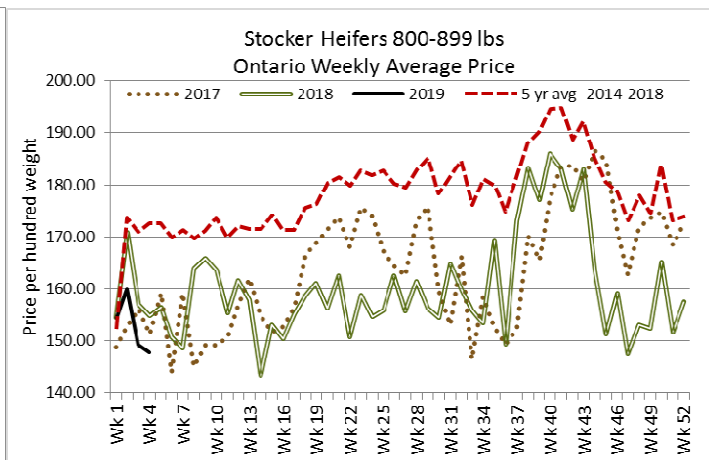
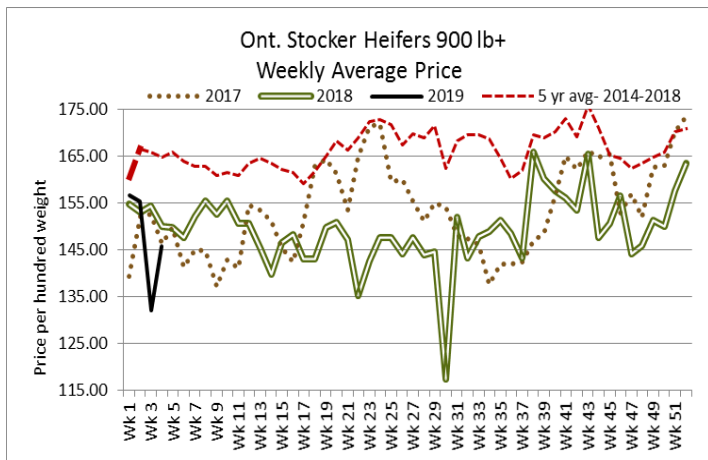
Stocker sale at: **Renfrew Pontiac Livestock: January 22, 2019 – 122 Stockers**

Steers	Price Range	Average	Top	Heifers	Price Range	Average	Top
700-799	164.99-212.00	204.80	212.00	600-699	150.00-164.99	154.49	164.99
600-699	180.00-227.99	215.49	227.99	500-599	156.00-195.99	18.60	195.99
500-599	188.99-231.99	224.90	231.99				
400-499	229.99-239.99	230.90	239.99				



Stocker sale at **Ontario Livestock Exchange: January 23, 2019 – 700 Stockers**

Steers	Price Range	Average	Top	Heifers	Price Range	Average	Top
1000+	170.00-193.00	178.62	193.00	900+	148.00-162.50	155.25	162.50
900-999	183.50-196.50	192.29	196.50				
800-899	175.00-200.00	189.82	200.00				
700-799	175.00-192.00	179.36	192.00				



Stocker sale at: **Ontario Livestock Exchange, January 24, 2019– 186 Stockers**

Steers	Price Range	Average	Top	Heifers	Price Range	Average	Top
800-899	150.00-172.50	157.83	172.50	800-899	70.00-143.00	107.40	161.00
700-799	122.50-180.00	163.93	180.00	600-699	101.00-150.00	127.17	154.00
600-699	156.00-198.00	182.40	198.00	500-599	82.50-180.00	153.70	180.00
500-599	157.50-197.50	187.50	197.50				
400-499	51.00-205.00	171.17	205.00				
399-	142.50-200.00	183.75	200.00				

Stocker sale at **Ontario Stockyards Inc., January 24, 2019– 545 Stockers**

Steers	Price Range	Average	Top	Heifers	Price Range	Average	Top
1000+	140.00-170.00	149.70	176.00	900+	105.00-136.00	118.93	136.00
900-999	70.00-174.00	146.39	182.00	800-899	127.50-149.00	140.91	149.00
800-899	81.00-172.50	146.69	180.00	700-799	126.00-173.00	161.01	189.50
700-799	150.00-204.50	173.74	204.50	600-699	147.50-190.00	170.23	190.00
600-699	177.50-214.00	201.97	214.00	500-599	150.00-208.00	180.71	208.00
500-599	192.50-231.00	214.72	231.00	400-499	117.50-180.00	144.68	197.50
400-499	165.00-227.50	201.65	237.50	300-399	130.00-155.00	144.15	170.00
399-	172.50-245.00	230.40	255.00				

Stocker sale at: **Ottawa Livestock Exchange, January 24, 2019– 82 Stockers**

Steers	Price Range	Average	Top	Heifers	Price Range	Average	Top
700-799	146.00-190.00	177.00	190.00	600-699	145.77-165.00	156.24	165.00
600-699	157.00-212.00	184.60	212.00	500-599	144.00-179.00	169.09	179.00
500-599	168.00-212.00	193.88	224.00				
400-499	216.00-227.00	222.60	227.00				

ONTARIO STOCKER & FEEDER TRADE SPECIAL SALES

Stocker sale at **Community Livestock Exchange: January 18, 2019 – 881** Stockers- 539 steers & 342 heifers

Steers	Price Range	Average	Top	Heifers	Price Range	Average	Top
1000+	150.00-202.99	188.59	202.99	800-899	130.00-175.00	163.19	175.00
900-999	168.99-208.00	193.39	208.00	700-799	119.99-189.99	174.79	189.99
800-899	160.00-212.00	201.60	212.00	600-699	119.99-204.99	183.60	204.99
700-799	146.99-216.50	200.30	216.50	500-599	127.49-208.00	192.10	208.00
600-699	147.50-227.00	206.00	227.00	400-499	107.49-210.00	167.59	210.00
500-599	150.00-249.00	221.79	249.00	300-399	139.99-150.00	145.19	150.00
400-499	155.00-247.99	203.60	247.99				

Quinte Cattlemen's Association Stocker Sale-Demand was very strong across all weight categories for an excellent offering of 881 cattle with heifers showing exceptional strength in comparison with the overall Ontario market. There were 58 consignors and 30 purchasing buyers.

LIVE CATTLE EXPORTS-ONTARIO

	Week ending Jan 5, 2019	Week ending Dec 29, 2018	Year to Date
Total live slaughter cattle exported from Ontario to the U.S.	1,465	1,458	1,465
Steers & Heifers & Cows	1,257	1,253	1,257
Bulls	208	205	208

FEDERALLY INSPECTED CANADIAN PROCESSING

	Week Ending January 19, 2019	# of hd change from week ago	YTD	% Change (Week Ago)	% Change (Year Ago)
Grand Total	54,104	-3,402	159,376	-6%	+7%
Western Slaughter	41,014	-2,227	121,384	-5%	+8%
Eastern Slaughter	13,090	-1,175	37,992	-8%	+4%

AVERAGE CARCASS WEIGHTS – CANADA

	Steers	Heifers
Jan 19, 2019	944	862
Jan 12, 2019	939	856
Jan 20, 2018	911	830

USDA ESTIMATED CATTLE PROCESSING VOLUME

	Week Ending January 26, 2019	Previous Week	Year Ago
Grand Total	610,000	620,000	594,000

ALBERTA DIRECT TRADE

For the week ending Thursday, January 24, 2019

Steers	Live FOB	159.00-160.00	Rail FOB	265.75-268.50
Heifers	Live FOB	157.50-157.75	Rail FOB	266.50-268.50

U.S. TRADE (U.S. funds)

For the week Ending Thursday, January 24, 2019

Choice and Select Steers and Heifers:	Live	120.00-125.00
	Rail	195.00-197.00

QUEBEC ELECTRONIC AUCTION MARKET (F.O.B. THE FEEDLOT)

	Price	Change from Last Week
For the week ending January 24, 2019	255.00-256.00	-1.52

CANADIAN BOXED BEEF CUT-OUT VALUES

Week Ending	AAA	AA
January 11, 2019	2.7692	2.6613
January 4, 2019	2.5919	2.4155
December 28, 2018	2.6193	2.4374
December 21, 2018	2.7178	2.6586

U.S. BOXED BEEF CUT-OUT VALUES (U.S. funds)

	Choice 600-900	Select 600-900
Current Five Day Average:	215.94	211.24

LIVE CATTLE – CANADA

IMPORTS	Import % change from 2017 YTD	EXPORTS	Export % change from 2018 YTD		
<i>Jan 1- Nov 30/18</i>		<i>Jan 1- Jan 12/19</i>			
Pure bred	5,501	-30%	Slaughter steers & heifers & cows	14,136	+21%
Non-pure bred	173,051	+54%	Feeder cattle & calves	2,278	+77%
			Bulls	726	-14%

BEEF EXPORTS – CANADA

United States	Change from last year YTD	Mexico	Change from last year YTD	
<i>Jan 1- Nov 30/18</i>		<i>Jan 1- Nov 30/18</i>		
Total	271,001 tonnes	+4% or +11,184 tonnes	14,305 tonnes	-9% or -1,467 tonnes

BEEF PRODUCTION – CANADA

	Jan 1 – Jan 19/19	Last Year Same Time	% Change
Fed	51,762 tonnes	48,806 tonnes	+11%
Non-fed	11,084 tonnes	57,521 tonnes	+3%

BEEF IMPORTS – CANADA

	Jan 1 – Jan 19/19	Last Year Same Time	% Change
United States	6,280 tonnes	7,068 tonnes	-11%
Non-NAFTA	1,920 tonnes	5,353 tonnes	-64%
EU-28 (beef/veal total)	98 tonnes	186 tonnes	-48%
Total	8,510 tonnes	13,093 tonnes	-35%

CHICAGO MERCANTILE EXCHANGE

Closing quotes on futures today were as follows:

Live Cattle	Feeder Cattle	Corn	Soybeans	Canadian \$
Feb 126.05 +0.70	Jan 143.37 -0.40	Mar 3.822 +3.2	Mar 9.252 +9.2	Spot 75.59 +0.70
Apr 126.85 +0.37	Mar 143.62 -0.70	May 3.886 +3.2	May 9.390 +9.2	Mar 75.68 +0.70
Jun 116.70 -0.30	Apr 144.72 -0.65	Jul 3.964 +3.0	Jul 9.516 +9.2	Jun 75.84 +0.69
Aug 113.50 -0.45	May 145.07 -0.50	Sep 3.990 +2.4	Aug 9.562 +8.6	Sep 75.98 +0.70
Oct 115.07 -0.35	Aug 149.37 -0.35	Dec 4.032 +2.4	Sep 9.580 +8.2	Dec 76.12 +0.71
Dec 117.27 -0.40	Sep 149.82 -0.22	Mar 4.120 +2.6	Nov 9.642 +7.6	Mar 76.23 +0.72

Beef Farmers of Ontario, 130 Malcolm Road, Guelph, ON N1K 1B1 Phone: (519) 824-334 Fax: (519) 824-9161 or email: markets@ontariobeef.com

UPCOMING ONTARIO AUCTION MARKETS SPECIAL SALES

Feb 12	10:00 am	Keady Livestock Market	Next Regular Sale
Feb 13	10:00 am	Kawartha Lakes Community Sale Barn	Peterborough/Victoria Counties Stocker Sale
Feb 15	5:00 pm	Keady Livestock Market	Bred Cow Sale
Mar 15	11:00 am	Community Livestock Exchange	Quinte Cattlemen's Stocker Sale
Mar 20	10:00 am	Kawartha Lakes Community Sale Barn	KLC Stocker Sale

Comments for the week ending January 24, 2019

Extreme cold winter conditions this week resulted in lighter receipts coming to market. There were just 232 head sold through auction markets this week, down 108 head from last week and 81 less than this time last year. Fed steers traded from \$128.48-\$163.24 averaging \$141.99 up \$4.09 from last week and \$5.44 above year ago prices. Fed heifers sold from \$129.83-\$147.02 averaging \$139.28 up \$5.46 from last week, but \$0.30 below last year at this time. Auction market reports started out \$3.00-\$5.00 cwt higher on active trading. By Wednesday, trade was \$2.00 higher on most classes, with the fancier cattle bringing further premiums. The market ended the week at prices \$2.00-\$3.00 stronger than last week.

The Ontario railgrade market has been light again this week. Trade the previous Friday was reported from \$255.00-\$256.00 dressed for both steers and heifers. On Monday and Tuesday there were a couple of sales reported at \$260.00 but not enough to establish a price report for those days. On Wednesday, trade was reported from \$258.00-\$260.00 dressed for both steers and heifers, with delivery the second week in February to the end of February. This week's average price is up \$5.50 from last week and \$5.25 stronger than this time last year.

There were just 2,390 head of fed/cull cows sold through auction markets this week down 561 from last week but 252 more than the same time last year. Cow sold from \$49.36-\$69.47 averaging \$58.28 up \$7.64 from last week and just \$2.90 below year ago prices. Auction markets reported trade as steady to stronger with better quality up \$2.00-\$3.00 cwt. By Tuesday, trade was active, with prices \$4.00-\$10.00 higher, noting Holsteins \$4.00-\$5.00 stronger and beef cows up to \$10.00 higher. By Wednesday, beef cows were reported as \$7.00-\$10.00 cwt higher, with all others steady to slightly stronger. Thursday noted prices slightly softer than Tuesday's higher market.

3,678 stocker and feeder cattle were sold through auction markets this week down 495 from last week but 436 more than the same time last year. Auction markets reported trade early week on calves as steady, with quality considered, noting good quality heifers as slightly higher to showing exceptional strength. As the week progressed, calves were reported as steady to under pressure at easier prices on selective demand. Heavier cattle/yearlings were noted as active at easier prices to start the week, to steady to \$5.00 cwt higher. By mid-week trade was under pressure at easier prices and by week's end trade was selective at lower prices, to steady. Actual average prices this week for steers 400-500 lbs averaged \$8.52 below last week, 500-600 lbs up \$5.32, 600-700 lbs up \$0.41, 700-800 lbs down \$10.46, 800-900 lbs down \$2.45, steers 900-1000 lbs were down \$1.22 and steers 1000 lbs and over averaged \$4.97 lower than last week. Heifers 300-400 lbs were down \$6.76 from last week, 400-500 lbs up \$1.68, 500-600 lbs up \$20.78, 600-700 lbs up \$4.67, 700-800 lb heifers averaged \$12.06 higher, 800-900 lbs down \$1.39 and heifers 900 lbs and over averaged \$13.74 higher than last week, on average.

The Quebec electronic market this week ranged from \$255.00-\$256.00 dressed, down \$1.52 from last week's weighted average price.

Alberta direct trade, was moderate on Thursday with prices steady to Wednesday. Canfax reported sales for the week at \$268.00 delivered on a dressed basis, down \$2.00 from last week. On a picked up basis Canfax reported live sales from \$157.50-\$160.00 with steers averaging \$159.73 down \$0.66 from last week, while heifers averaged \$157.75 down \$1.90. On the rail steers and heifers traded from \$265.75-\$268.50 dressed, picked up. Steers averaged \$266.48 down \$1.73 from last week, while heifers averaged \$266.91 down \$1.59 on average.

US cash cattle trade for the week ending January 17th was light late Friday afternoon and into the evening, with some areas just seeing limited trade volumes. Live sales reported by the USDA Mandatory Price Report saw live sales from \$122.00-\$126.00, with steers averaging \$123.98 up \$0.27 from the week before, while heifers averaged \$123.73 up \$0.24. On the rail steers and heifers sold from \$195.00-\$198.00 dressed, with steers averaging \$196.99 up \$0.21 and heifers \$197.07 up \$0.27.

This week's US market saw a handful of sales Tuesday to Thursday from \$122.00-\$125.00 live and \$196.00-\$197.00 dressed, which is steady to \$2.00 lower than last week, but not enough have sold to establish any kind of market. On Wednesday, at the Fed Cattle Exchange there were 4,139 head on offer, in 26 lots with delivery in 1-9 days for all lots except one which was for 1-17 days. This is the largest online offering in months! Two lots, one from Kansas and one from Texas, were asking \$123.00 live with both receiving bids of \$123.00, but only one lot sold with the other seller passing over the bid. All remaining lots were from Nebraska, with asking prices from \$124.00-\$125.00, majority at \$125.00. No bids occurred leaving cattle from Nebraska, unsold. Today, light to moderate trade has developed in Kansas at \$123.00 live, down \$1.00 on average, while business in the north is from \$122.00-\$123.00 live, mostly \$123.00, which is \$1.00 lower than last week on average. Dressed deals in the north are at \$197.00 which is fully steady to last week. Texas remains at a standstill at time of reporting. The Cattle On Feed Report will not be released as scheduled today due to the U.S. government shut down.