



## Weekly Market Information Report for the week ending Thursday February 7, 2019

The following information is collected from various sources and disseminated by Beef Farmers of Ontario.

### ONTARIO DIRECT TO PACKER RAILGRADE CATTLE TRADE

Prices are on a carcass weight basis before grade and weight discounts. Weekly Range:

**A Grade Steers** Not enough trade to establish a market

**A Grade Heifers** Not enough trade to establish a market

### ONTARIO LIVE CATTLE TRADE

Ontario auction sales this week saw weighted average price ranges for:

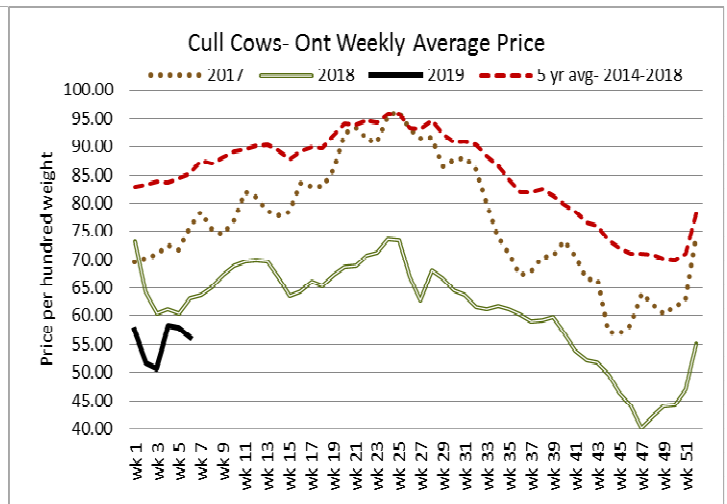
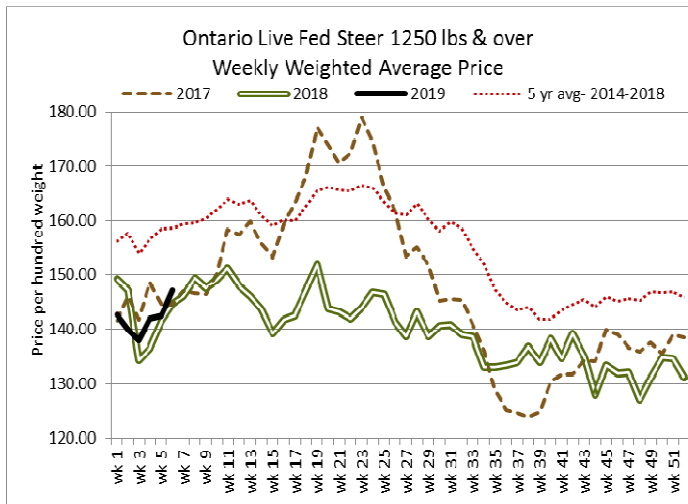
FED CATTLE	Volume	Price Range	Average	Top	Last Week Avg
Large Frame Steers +1250	81	140.40-154.67	150.04	164.00	131.32
Medium Frame Steers +1250	68	139.78-150.91	144.24	160.00	145.05
Large & Medium Frame Steers +1250	149	137.25-153.91	147.32	164.00	142.52
Large Frame Heifers +1000	99	133.07-152.54	142.44	163.00	139.41
Medium Frame Heifers +1000	118	137.09-148.05	144.42	151.00	133.61
Large & Medium Frame Heifers +1000	217	133.88-150.64	144.34	163.00	138.37
Cows - All Weights	2,703	47.51-67.67	56.23	102.50	57.87
Bulls - All Weights	82	71.28-91.00	82.75	122.99	86.71

### STOCKERS - Large and Medium Frame

STEERS	Volume	Price Range	Average	Top	Last Week Avg
1000+	286	158.36-186.76	172.79	194.50	176.58
900-999	245	169.81-192.43	186.84	201.50	187.48
800-899	126	156.52-193.15	183.47	199.50	182.76
700-799	190	150.50-194.30	175.89	209.00	179.41
600-699	273	161.25-215.18	191.78	233.50	195.01
500-599	271	172.73-222.82	201.98	256.00	204.06
400-499	97	168.83-217.65	197.36	263.00	193.94
-399	23	147.41-209.26	187.13	280.00	153.35
HEIFERS	Volume	Price Range	Average	Top	Last Week Avg
+900	170	145.54-159.80	153.78	165.75	157.03
800-899	40	125.39-141.19	133.64	161.00	161.63
700-799	71	134.30-169.58	157.05	184.50	153.16
600-699	230	131.30-175.75	159.14	204.50	164.86
500-599	201	121.98-177.65	154.78	205.00	159.22
400-499	96	129.45-185.24	159.11	215.00	147.63
300-399	24	144.33-175.96	156.02	225.00	145.38
-299		N/T	N/T	N/T	N/T

At Kawartha Lakes Community Sale Barn, February 2, 2019 – 107 cows, 43 veal, 18 stockers

	Price Range	Avg.	Top
Cows	53.50-74.00	60.42	79.50
Veal 600 lbs+	90.00-126.00	97.26	126.00
Veal 125 lbs and under	45.00-200.00	8.51	200.00



**Denfield Livestock Exchange Inc., February 5, 2019: 193 Fed Cattle, 23 Veal, 7 Bulls, 108 Cows & 119 Drop Calves**

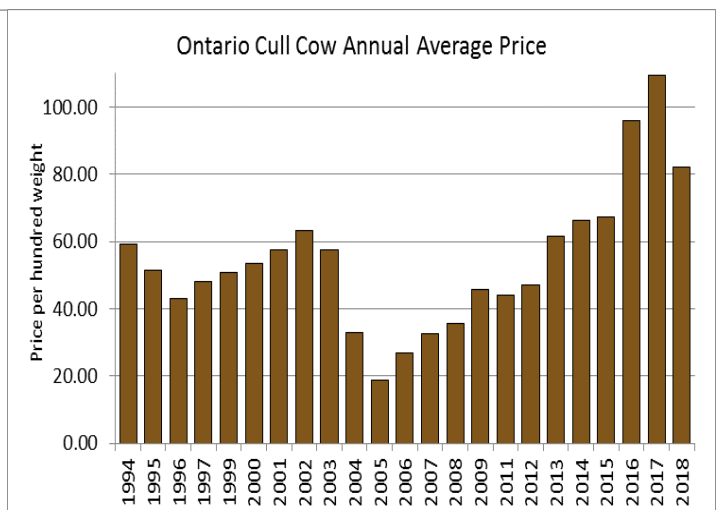
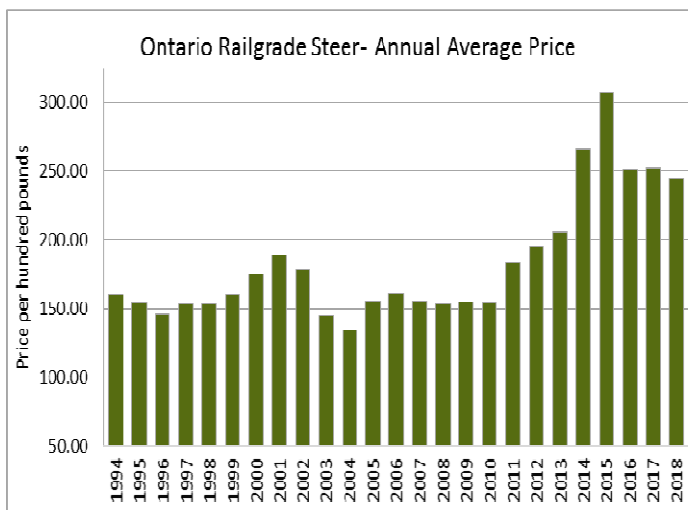
	Price Range	Top		Price Range	Top
Choice steers	150.00-155.00	174.50	Good beef cows	65.00-75.00	85.00
Good steers	145.00-150.00		Good Holstein cows	60.00-70.00	
Choice heifers	150.00-155.00	165.00	D1 & D2 Cows	50.00-60.00	
Good heifers	145.00-150.00		D3 & D4 Cows	40.00-50.00	
Good Holstein veal	95.00-110.00	116.00	Choice drop calves	\$160.00-\$225.00/hd	\$270.00/hd
Plain & heavy veal	85.00-95.00		Good drop calves	\$100.00-\$150.00/hd	
Good beef bulls	70.00-94.00	99.00	Plain & Newborns	\$30.00-\$90.00/hd	

**At Renfrew Pontiac Livestock Ltd.: February 5, 2019 – 26 Replacement Calves, 57 Cows, 1 Bull**

	Price Range	Top
Replacement Calves	25.00-85.00	210.00
Cows	66.00-78.00	84.00
Cows – D3	58.00-65.00	
Cows – D4	43.00-56.00	
Bulls	78.50	

**At Aylmer Stockyards Inc.: February 6, 2019 –54 Veal, 206 Cows, 20 Fed Cattle, 15 stockers, 5 bulls**

	Price Range	Average	Top
Fed steers, dairy and dairy cross +1250 lbs	83.49-103.00	95.79	103.00
Cows	42.99-84.99	60.59	96.99
Veal over 600 lbs	71.99-118.99	95.59	118.99



### **ONTARIO STOCKER & FEEDER TRADE**

Stocker sale at **Brussels Livestock: February 1, 2019 – 740** Stockers

<b>Steers</b>	<b>Price Range</b>	<b>Average</b>	<b>Top</b>	<b>Heifers</b>	<b>Price Range</b>	<b>Average</b>	<b>Top</b>
<b>1000+</b>	148.00-176.00	161.83	189.00	<b>900+</b>	153.00-165.75	160.91	165.75
<b>900-999</b>	170.00-180.00	175.07	196.00	<b>800-899</b>	125.00-143.00	132.09	143.00
<b>800-899</b>	153.00-199.50	179.19	199.50	<b>700-799</b>	129.00-165.00	150.86	165.00
<b>700-799</b>	157.00-191.00	177.72	201.00	<b>600-699</b>	146.00-170.00	162.04	170.00
<b>600-699</b>	185.00-209.00	196.17	232.00	<b>500-599</b>	140.00-185.00	165.27	185.00
<b>500-599</b>	205.00-225.00	215.27	232.00	<b>400-499</b>	140.00-175.00	154.60	177.00
<b>400-499</b>	197.00-233.00	220.13	262.00	<b>300-399</b>	143.00-210.00	166.44	225.00
<b>399-</b>	140.00-230.00	200.00	230.00				

Stocker sale at: **Community Livestock Exchange: February 5, 2019 – 209** Stockers

<b>Steers</b>	<b>Price Range</b>	<b>Average</b>	<b>Top</b>	<b>Heifers</b>	<b>Price Range</b>	<b>Average</b>	<b>Top</b>
<b>700-799</b>	111.00-190.99	156.69	190.99	<b>600-699</b>	139.99-190.50	171.10	190.50
<b>600-699</b>	130.00-220.00	177.89	220.00	<b>500-599</b>	110.00-200.99	165.99	200.99
<b>500-599</b>	130.00-231.00	195.19	231.00	<b>400-499</b>	107.49-177.49	153.40	177.49
<b>400-499</b>	160.00-227.49	202.70	227.49				

Stocker sale at: **Renfrew Pontiac Livestock: February 5, 2019 – 224** Stockers

<b>Steers</b>	<b>Price Range</b>	<b>Average</b>	<b>Top</b>	<b>Heifers</b>	<b>Price Range</b>	<b>Average</b>	<b>Top</b>
<b>700-799</b>	162.99-202.00	188.10	202.00	<b>600-699</b>	110.00-180.00	162.40	180.00
<b>600-699</b>	137.99-225.00	197.59	225.00	<b>500-599</b>	132.00-185.49	168.79	185.49
<b>500-599</b>	162.99-231.99	214.80	231.99	<b>400-499</b>	100.00-180.00	141.39	180.00

Stocker sale at **Ontario Livestock Exchange: February 6, 2019 – 353** Stockers

<b>Steers</b>	<b>Price Range</b>	<b>Average</b>	<b>Top</b>	<b>Heifers</b>	<b>Price Range</b>	<b>Average</b>	<b>Top</b>
<b>1000+</b>	168.50-194.50	182.32	194.50	<b>900+</b>	N/T		
<b>900-999</b>	174.00-201.50	196.32	201.50				

Stocker sale at: **Ontario Livestock Exchange, February 7, 2019– 277** Stockers

<b>Steers</b>	<b>Price Range</b>	<b>Average</b>	<b>Top</b>	<b>Heifers</b>	<b>Price Range</b>	<b>Average</b>	<b>Top</b>
<b>900-999</b>	156.00-189.50	179.39	189.50	<b>600-699</b>	120.00-172.50	150.27	172.50
<b>800-899</b>	157.50-197.00	189.80	197.00	<b>500-599</b>	122.50-135.00	126.79	135.00
<b>700-799</b>	167.00-183.00	176.53	186.00				
<b>600-699</b>	172.50-198.00	184.16	198.00				
<b>500-599</b>	125.00-162.00	149.39	197.50				

Stockers sold steady.

Stocker sale at **Ontario Stockyards Inc., February 7, 2019– 469** Stockers

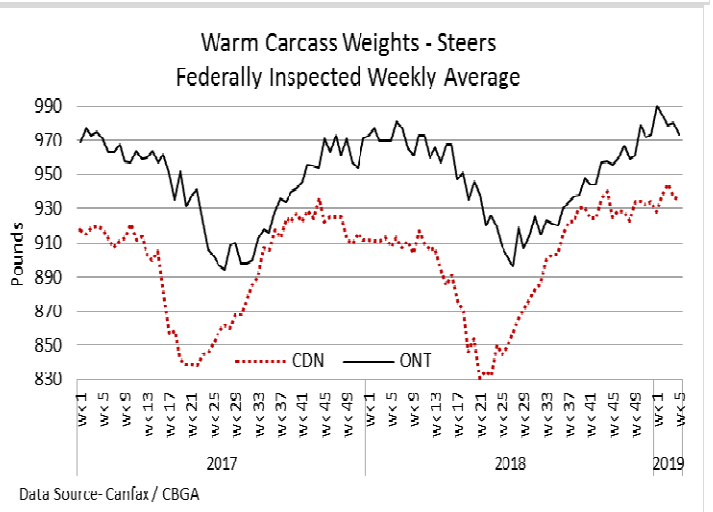
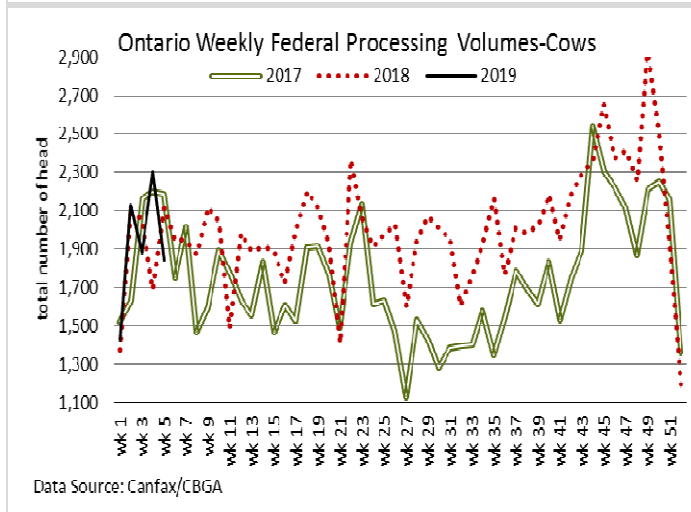
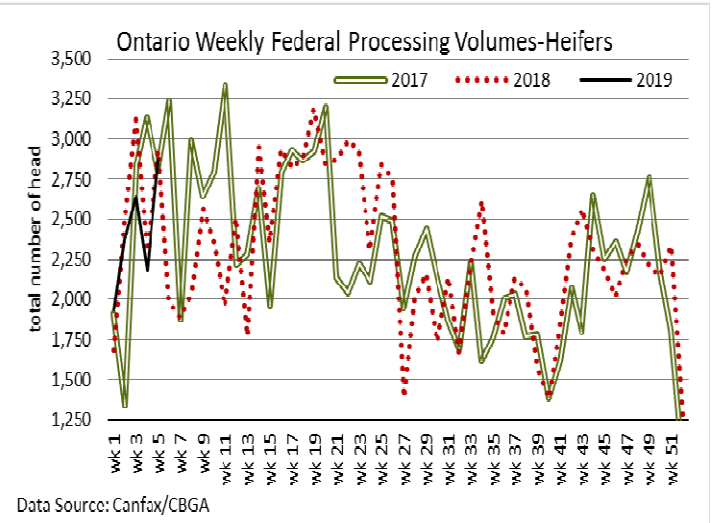
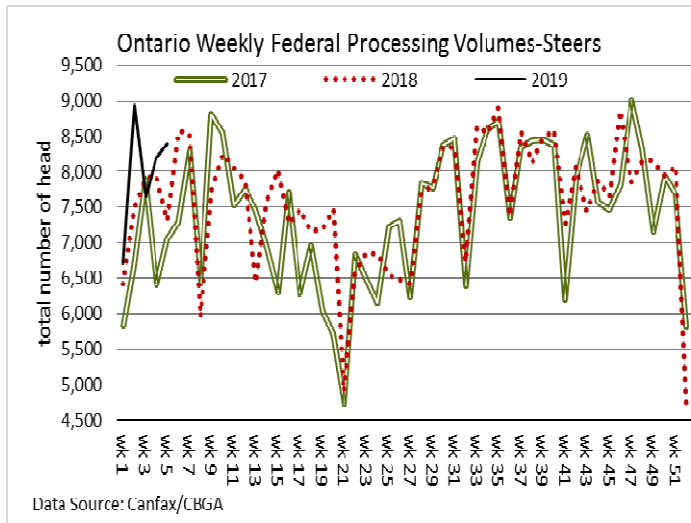
<b>Steers</b>	<b>Price Range</b>	<b>Average</b>	<b>Top</b>	<b>Heifers</b>	<b>Price Range</b>	<b>Average</b>	<b>Top</b>
<b>1000+</b>	100.00-165.00	119.79	165.00	<b>900+</b>	141.00-164.00	153.76	164.00
<b>900-999</b>	186.00-192.50	190.16	192.50	<b>800-899</b>	144.00-154.00	146.68	161.00
<b>800-899</b>	155.00-196.00	188.57	196.00	<b>700-799</b>	136.00-184.50	168.93	184.50
<b>700-799</b>	150.00-209.00	180.90	209.00	<b>600-699</b>	127.00-189.00	158.56	204.50
<b>600-699</b>	161.00-232.50	203.14	233.50	<b>500-599</b>	110.00-182.00	150.93	205.00
<b>500-599</b>	177.50-256.00	216.85	256.00	<b>400-499</b>	139.00-215.00	179.18	215.00
<b>400-499</b>	190.00-246.00	225.57	263.00	<b>300-399</b>	137.50-140.00	139.18	140.00
<b>399-</b>	172.50-235.00	210.12	235.00	<b>299-</b>			

### LIVE CATTLE EXPORTS-ONTARIO

	Week ending Jan 19, 2019	Week ending Jan 12, 2019	Year to Date
<b>Total live slaughter cattle exported from Ontario to the U.S.</b>	<b>3,332</b>	<b>2,528</b>	<b>7,345</b>
<b>Steers &amp; Heifers &amp; Cows</b>	<b>3,117</b>	<b>2,366</b>	<b>6,740</b>
<b>Bulls</b>	<b>215</b>	<b>182</b>	<b>605</b>

### FEDERALLY INSPECTED CANADIAN PROCESSING

	Week Ending February 2, 2019	# of hd change from week ago	YTD	% Change (Week Ago)	% Change (Year Ago)
<b>Grand Total</b>	<b>57,082</b>	<b>+117</b>	<b>273,657</b>	<b>0%</b>	<b>+8%</b>
<b>Western Slaughter</b>	<b>43,332</b>	<b>+139</b>	<b>207,909</b>	<b>0%</b>	<b>+9%</b>
<b>Eastern Slaughter</b>	<b>13,867</b>	<b>-22</b>	<b>65,748</b>	<b>0%</b>	<b>+5%</b>



### AVERAGE CARCASS WEIGHTS – CANADA

	Steers	Heifers
<b>Feb 2, 2019</b>	<b>935</b>	<b>852</b>
<b>Jan 26, 2019</b>	<b>937</b>	<b>862</b>
<b>Feb 3, 2018</b>	<b>902</b>	<b>832</b>

**USDA ESTIMATED CATTLE PROCESSING VOLUME**

	<b>Week Ending</b> <b>February 9, 2019</b>	<b>Previous Week</b>	<b>Year Ago</b>
<b>Grand Total</b>	614,000	593,000	589,000

**ALBERTA DIRECT TRADE**

For the week ending February 7, 2019

<b>Steers</b>	Live <b>FOB</b>	148.75		Rail <b>FOB</b>	247.50-251.50
<b>Heifers</b>	Live <b>FOB</b>	N/T		Rail <b>FOB</b>	247.50-252.50

**U.S. TRADE (U.S. funds)**

For the week ending February 7, 2019

<b>Choice and Select Steers and Heifers:</b>	Live	124.00-125.00- limited volume
	Rail	197.00-199.00 – limited volume

**QUEBEC ELECTRONIC AUCTION MARKET (F.O.B. THE FEEDLOT)**

	<b>Price</b>	<b>Change from Last Week</b>
For the week ending February 7, 2019	254.00-255.25	-+0.22

**CANADIAN BOXED BEEF CUT-OUT VALUES**

<b>Week Ending</b>	<b>AAA</b>	<b>AA</b>
January 25, 2019	2.7778	2.7001
January 18, 2019	2.7170	2.6564
January 11, 2019	2.7692	2.6613

**U.S. BOXED BEEF CUT-OUT VALUES (U.S. funds)**

	<b>Choice</b> <b>600-900</b>	<b>Select</b> <b>600-900</b>
<b>Current Five Day Average:</b>	216.64	212.71

**LIVE CATTLE – CANADA**

<b>IMPORTS</b>	<b>Import % change</b> <b>from 2017 YTD</b>	<b>EXPORTS</b>	<b>Export % change</b> <b>from 2018 YTD</b>		
<i>Jan 1- Nov 30/18</i>		<i>Jan 1- Jan 26/19</i>			
Pure bred	5,501	-30%	Slaughter steers & heifers & cows	32,081	+31%
Non-pure bred	173,051	+54%	Feeder cattle & calves	8,497	+10%
			Bulls	2,076	+6%

**BEEF EXPORTS – CANADA**

	<b>United States</b>	<b>Change from last year YTD</b>	<b>Mexico</b>	<b>Change from last year YTD</b>
	<i>Jan 1- Nov 30/18</i>		<i>Jan 1- Nov 30/18</i>	
<b>Total</b>	271,001 tonnes	+4% or +11,184 tonnes	14,305 tonnes	-9% or -1,467 tonnes

**BEEF PRODUCTION – CANADA**

	<b>Jan 1 – Feb 2/19</b>	<b>Last Year Same Time</b>	<b>% Change</b>
Fed	88,088 tonnes	78,651 tonnes	+12%
Non-fed	19,851 tonnes	18,885 tonnes	+5%

**BEEF IMPORTS – CANADA**

	<b>Jan 1 – Feb 2/19</b>	<b>Last Year Same Time</b>	<b>% Change</b>
United States	10,241 tonnes	11,337 tonnes	-10%
Non-NAFTA	4,163 tonnes	8,209 tonnes	-49%
EU-28 (beef/veal total)	107 tonnes	218 tonnes	-51%
<b>Total</b>	15,026 tonnes	20,580 tonnes	-27%

## CHICAGO MERCANTILE EXCHANGE

Closing quotes on futures today were as follows:

Live Cattle			Feeder Cattle			Corn			Soybeans			Canadian \$		
Feb	127.37	+1.07	Mar	144.10	+0.85	Mar	3.742	-2.2	Mar	9.144	+1.2	Spot	75.36	+0.18
Apr	127.92	+1.10	Apr	145.90	+1.02	May	3.822	-2.0	May	9.286	+1.4	Mar	75.42	+0.18
Jun	118.10	+0.95	May	146.90	+1.00	Jul	3.900	-2.2	Jul	9.422	+1.2	Jun	75.58	+0.18
Aug	114.57	+0.70	Aug	150.90	+0.82	Sep	3.934	-1.6	Aug	9.476	+1.4	Sep	75.71	+0.17
Oct	116.02	+0.47	Sep	151.12	+0.65	Dec	3.992	-1.0	Sep	9.502	+1.2	Dec	75.84	+0.17
Dec	118.22	+0.42	Oct	150.95	+0.57	Mar	.086	-0.4	Nov	9.570	+1.2	Mar	75.96	+0.17

Beef Farmers of Ontario, 130 Malcolm Road, Guelph, ON N1K 1B1 Phone: (519) 824-0334 Fax: (519) 824-9161 or email: [markets@ontariobeef.com](mailto:markets@ontariobeef.com)

## OBCFPP LICENCE CHANGES

The following are no longer licensed livestock dealers as they have failed to apply:

Hank Dekoning Limited, 1768 Hwy 6 South, RR 1, Port Dover, ON N0A 1N3

Kingsman Development Inc., 19114 Horseshoe Hill Road, Caledon, ON L7K 2B4

Mière Invesco Inc., 521 Monty, Granby, PQ J2G 1A2

## UPCOMING ONTARIO AUCTION MARKETS SPECIAL SALES

Feb 12	10:00 am	Keady Livestock Market	Next Regular Sale
Feb 13	10:00 am	Kawartha Lakes Community Sale Barn	Peterborough/Victoria Counties Stocker Sale
Feb 14	after reg sale	Ontario Stockyards Inc	Bred Cow Sale
Feb 15	5:00 pm	Keady Livestock Market	Bred Cow Sale
Mar 15	11:00 am	Community Livestock Exchange	Quinte Cattlemen's Stocker Sale
Mar 20	10:00 am	Kawartha Lakes Community Sale Barn	KLC Stocker Sale

## Comments for the week ending February 7, 2019

Larger receipts of fed steers and heifers were sold through auction markets this week totaling 366 head, up 251 from last week and 31 more than this time last year. Fed steers traded from \$137.25-\$153.91 averaging \$147.32 up \$4.80 from last week and \$2.58 higher than the same time last year. Heifers sold from \$133.88-\$150.64 averaging \$144.34 up \$5.97 from last week, but \$1.39 below last year at this time. Auction markets on Tuesday reported active trade with prices fully steady to \$2.00-\$3.00 cwt higher. By mid-week trade was steady on a selective demand, but the week ended at prices \$2.00 stronger.

This is the second week in a row that the Ontario railgrade market saw too few sales to establish a report. There were no sales reported this week until Wednesday, where business was reported at \$257.00-\$258.00 dressed for both steers and heifers, with delivery anywhere from next week out to the first week in March. Receipts were light. Last year at this time steers were trading from \$247.00-\$250.00 dressed.

Larger receipts of 2,703 fed/cull cows sold through auction markets this week up 832 head from last week and 792 more than the same time last year. Cows ranged from \$47.51-\$67.67 averaging \$56.23 down \$1.64 from last week and \$6.91 below year ago prices. Auction market reports started out steady with one market noting prices up \$2.00-\$3.00 cwt. By Wednesday, most cows were selling barely steady with just the good quality beef cows trading in premium ranges. By Thursday, trade was active at stronger prices.

Lighter receipts of 2,347 stocker and feeder cattle sold through auction markets this week, down 303 head from last week, but 253 more than the same time last year. Auction markets reported a steady trade with active demand for most of the week. One market noted heifer calves as \$2.00 cwt higher. By Thursday trade was steady to stronger with plainer and medium quality cattle selling under pressure. Actual average prices for this week saw steers 400-500 lbs up \$3.42 from last week, 500-600 lbs averaged \$2.08 lower, 600-700 lbs down \$3.23, 700-800 lbs down \$3.52, 800-900 lbs up \$0.71, 900-1000 lbs down \$0.64 and steers 1000 lbs and over averaged \$3.79 lower than last week. Heifers from 400-500 lbs were up \$11.48 on average, 500-600 lbs down \$4.44, 600-700 lbs down \$5.72, 700-800 lbs up \$3.89, 800-900 lb heifers were down \$27.99 but

only 40 head were on offer with quality considered, and heifers 900 lbs and over averaged \$3.25 below last week on average.

The Quebec electronic market this week ranged from \$254.00-\$255.25 dressed, up \$0.22 from last week's weighted average price.

Canfax reported Alberta's direct trade as moderate in volume this week, with prices under some pressure. On a dressed basis, most steers and heifers sold from \$252.00-\$254.00 delivered, down \$4.00-\$11.00 from last week on average. On a picked up basis live steers averaged \$148.75 down \$5.31 from last week. Dressed sales on a picked up basis ranged from \$247.50-\$252.50 averaging \$251.35 for steers, down \$8.05 on average, while heifers averaged \$251.56 with no sales last week to compare to. Canfax notes: "Packers remain comfortably bought out in front, buyers were indicating cattle that they bought this week would not be lifted for 3-4 weeks. It is somewhat surprising that US packers were not showing more interest in the Western Canadian cash market given the discount Alberta prices are relative to the US market."

US cash cattle trade for the week ending January 31st, was light to moderate Friday afternoon. Sales for the week, reported by the USDA Mandatory Price Report, saw live prices range from \$122.00-\$126.00 with steers averaging \$123.87 up \$0.58, while heifers averaged \$123.83 up \$0.93. On the rail steers and heifers traded from \$195.00-\$200.00 dressed, with steers averaging \$198.34 up \$1.12 while heifers averaged \$198.17 up \$0.85.

This week's US market has been very quiet. On Wednesday, at the Fed Cattle Exchange online auction, there were 294 head on offer, in 4 lots with delivery in 1-9 days. Asking prices were from \$123.00-\$124.00 live, with two lots selling for \$124.00-124.25, another lot passing bids of 124.00 and one lot with no bids. Sales online were steady to \$0.25 higher than last week's southern trade, but certainly not enough to indicate a price range for the week. On the cash trade, business has generally been at a standstill with bids far below asking prices for most of the week, with just a couple of sales noted at \$124.00-\$125.00 live and \$197.00-\$199.00 dressed which is steady to last week, but not enough to establish a market. Today, bids are sitting at \$121.00-\$123.00 live and \$198.00 dressed while asking prices are holding firm at \$126.00-\$127.00 live in the south and \$203.00 plus dressed in the north, delivered. Active trade is not expected to develop until later this afternoon and carry on into the evening.