



Weekly Market Information Report for the week ending Thursday February 14, 2019

The following information is collected from various sources and disseminated by Beef Farmers of Ontario.

ONTARIO DIRECT TO PACKER RAILGRADE CATTLE TRADE

Prices are on a carcass weight basis before grade and weight discounts. Weekly Range:

A Grade Steers	257.00-258.00
A Grade Heifers	257.00-258.00

ONTARIO LIVE CATTLE TRADE

Ontario auction sales this week saw weighted average price ranges for:

FED CATTLE	Volume	Price Range	Average	Top	Last Week Avg
Large Frame Steers +1250	61	129.47-149.88	142.34	155.00	150.04
Medium Frame Steers +1250	66	142.23-151.73	148.30	154.50	144.24
Large & Medium Frame Steers +1250	127	139.27-151.77	146.23	155.00	147.32
Large Frame Heifers +1000	28	105.88-139.14	127.73	154.00	142.44
Medium Frame Heifers +1000	13	127.69-134.54	131.28	141.50	144.42
Large & Medium Frame Heifers +1000	41	115.96-144.78	132.17	154.00	144.34
Cows - All Weights	2,097	45.61-62.19	52.83	120.00	56.23
Bulls - All Weights	48	77.09-98.80	87.52	121.00	82.75

STOCKERS - Large and Medium Frame

STEERS	Volume	Price Range	Average	Top	Last Week Avg
1000+	629	160.47-180.88	173.20	184.50	172.79
900-999	329	170.38-190.48	182.58	197.00	186.84
800-899	169	160.99-195.48	182.61	200.00	183.47
700-799	374	170.41-203.80	188.70	228.00	175.89
600-699	498	189.28-231.18	213.44	252.50	191.78
500-599	294	190.37-233.95	212.61	290.00	201.98
400-499	122	161.17-242.35	215.33	279.00	197.36
-399	42	137.71-225.54	187.85	247.50	187.13

HEIFERS	Volume	Price Range	Average	Top	Last Week Avg
+900	228	149.32-161.04	154.90	177.49	153.78
800-899	145	145.50-176.04	164.65	190.00	133.64
700-799	145	145.73-177.10	165.39	195.00	157.05
600-699	269	156.19-190.19	174.97	198.19	159.14
500-599	204	143.93-192.47	170.40	211.00	154.78
400-499	98	145.29-188.62	169.84	226.00	159.11
300-399	30	153.57-172.50	161.36	215.00	156.02
-299	7	136.14-164.00	150.15	225.00	N/T

At Kawartha Lakes Community Sale Barn, February 9, 2019 – 127 cows, 16 veal, 24 stockers, 1 bull

	Price Range	Avg.	Top
Cows	49.00-72.50	58.42	94.00
Veal 600 lbs+	89.00-117.50	96.37	117.50
Veal 125 lbs and under	Too few sold		

Denfield Livestock Exchange Inc., February 12, 2019: 64 Fed Cattle, 23 Veal, 2 Bulls, 107 Cows & 85 Drop Calves

	Price Range	Top		Price Range	Top
Choice steers	145.00-150.00	175.25	Good beef cows	65.00-75.00	
Good steers	140.00-145.00		Good Holstein cows	60.00-70.00	
Choice heifers	145.00-150.00		D1 & D2 Cows	50.00-60.00	
Good heifers	140.00-145.00		D3 & D4 Cows	40.00-50.00	
Good Holstein veal	95.00-110.00	115.00	Choice drop calves	\$100.00-\$160.00/hd	
Plain & heavy veal	75.00-85.00		Good drop calves	\$60.00-\$100.00/hd	
Good beef bulls	60.00-94.00		Plain & Newborns	\$20.00-\$50.00/hd	

At Renfrew Pontiac Livestock Ltd.: February 12, 2019 – 20 Replacement Calves, 38 Cows, 4 Bull

	Price Range	Top
Replacement Calves	25.00-80.00	150.00
Cows	66.00-78.00	82.00
Cows – D3	58.00-65.00	
Cows – D4	44.00-57.00	
Bulls	92.00-100.00	106.50

At Aylmer Stockyards Inc.: February 13, 2019 –84 Veal, 181 Cows, 42 Fed Cattle, 12 stockers, 2 bulls

	Price Range	Average	Top
Fed steers, dairy and dairy cross +1250 lbs	65.00-102.49	93.40	102.49
Cows	41.99-73.49	55.00	97.49
Veal over 600 lbs	69.99-130.00	96.59	130.00

ONTARIO STOCKER & FEEDER TRADE

Stocker sale at Brussels Livestock: February 8, 2019 – 1,069 Stockers

Steers	Price Range	Average	Top	Heifers	Price Range	Average	Top
1000+	164.00-180.25	174.07	184.50	900+	158.25-168.50	162.78	168.50
900-999	168.00-187.00	179.99	187.00	800-899	158.00-181.00	171.82	181.00
800-899	137.00-198.00	177.79	198.00	700-799	137.00-174.00	161.88	188.00
700-799	181.00-214.50	199.08	214.50	600-699	147.00-198.00	172.80	198.00
600-699	185.00-229.00	213.79	229.00	500-599	137.00-185.00	166.35	199.00
500-599	185.00-222.00	204.80	232.00	400-499	130.00-191.00	172.47	200.00
400-499	200.00-230.00	212.95	230.00	300-399	160.00-182.00	176.50	182.00
399-	185.00-240.00	212.50	240.00				

Stocker sale at: Community Livestock Exchange: February 12, 2019 – 76 Stockers

Steers	Price Range	Average	Top	Heifers	Price Range	Average	Top
600-699	172.50-220.00	192.19	220.00	600-699	137.99-198.19	182.89	198.19
500-599	214.00-231.00	223.49	231.00	500-599	125.00-209.50	180.69	209.50
400-499	208.99-233.00	228.60	233.00				

Stocker sale at Keady Livestock Market: February 12, 2019 - 646 stockers

Steers	Price Range	Average	Top	Heifers	Price Range	Average	Top
1000+	161.00-184.50	177.01	184.50	900+	85.00-111.00	99.25	152.00
900-999	180.00-182.50	181.23	182.50	800-899	161.50-164.00	161.95	164.00
800-899	183.00-200.00	194.38	200.00	700-799	168.00-177.00	172.90	177.00
700-799	187.00-207.00	198.85	228.00	600-699	167.50-192.00	181.50	193.00
600-699	222.50-250.00	229.69	252.50	500-599	172.00-211.00	190.25	211.00
500-599	235.50-253.00	243.90	290.00	400-499	165.00-194.00	181.14	204.00
400-499	250.00-267.50	261.42	279.00	300-399	180.00-195.00	189.44	215.00
399-	167.50-225.00	186.67	247.50				

Stocker sale at: **Renfrew Pontiac Livestock: February 12, 2019 – 99** Stockers

Steers	Price Range	Average	Top	Heifers	Price Range	Average	Top
700-799	150.00-190.99	175.89	190.99	600-699	139.99-173.99	162.59	173.99
600-699	150.00-220.99	209.90	220.99	500-599	130.00-180.00	152.49	180.00
500-599	130.00-231.00	190.19	231.00	400-499	125.00-180.00	166.10	180.00
400-499	187.50-235.99	204.00	235.99				

Stocker sale at **Ontario Livestock Exchange: February 13, 2019 – 660** Stockers

Steers	Price Range	Average	Top	Heifers	Price Range	Average	Top
1000+	160.00-181.00	172.89	181.00	900+	N/T		
900-999	170.00-197.00	186.23	197.00				
800-899	147.00-189.00	169.50	189.00				
700-799	162.00-189.00	169.88	189.00				

Stocker sale at: **Ontario Livestock Exchange, February 14, 2019– 200** Stockers

Steers	Price Range	Average	Top	Heifers	Price Range	Average	Top
700-799	125.00-182.50	159.17	182.50				
600-699	165.00-202.00	183.88	212.50				

Stocker sale at **Ontario Stockyards Inc., February 14, 2019– 810** Stockers

Steers	Price Range	Top	Heifers	Price Range	Top
800-1000	170.00-190.00	205.00	800+	140.00-160.00	165.00
700-800	190.00-210.00	218.00	600-800	160.00-190.00	200.00
500-700	210.00-240.00	254.00	300-600	180.00-225.00	230.00
300-500	220.00-250.00	275.00			

Stocker sale at **Ottawa Livestock Exchange., February 14, 2019– 69** Stockers

Steers	Price Range	Average	Top	Heifers	Price Range	Average	Top
600-699	175.00-205.00	197.62	205.00	400-499	145.00-178.00	164.58	178.00

ONTARIO STOCKER & FEEDER TRADE SPECIAL STOCKER SALE

Stocker sale at **Kawartha Lakes Community Sale Barn, February 13, 2019 - 695** stockers

Steers	Price Range	Average	Top	Heifers	Price Range	Average	Top
1000+	158.00-165.00	160.37	165.00	900+	125.00-151.00	141.80	151.00
900-999	170.00-189.00	182.70	189.00	800-899	95.00-190.00	159.81	190.00
800-899	162.50-199.00	184.78	199.00	700-799	139.00-195.00	174.53	195.00
700-799	171.00-208.00	192.06	208.00	600-699	176.00-196.00	185.31	196.00
600-699	191.00-240.00	218.46	250.00	500-599	170.00-211.00	187.58	211.00
500-599	196.00-246.00	218.78	249.00	400-499	123.00-226.00	165.47	226.00
400-499	100.00-258.00	213.21	258.00	300-399	133.50-165.00	138.40	165.00
399-	60.00-232.50	175.74	232.50				

Peterborough County Cattlemen's & Victoria County Beef Farmers Stocker Sale- A good offering of replacement cattle sold actively at steady to stronger prices!

ONTARIO BRED COW SALES

Ontario Stockyards Inc, February 14, 2019- 104 Bred cows (prices are per head & per pair)

	Exotic and Exotic X	British and British X
Top quality bred cows	\$1300-\$1700	N/T
Avg quality bred cows	\$900-\$1300	\$900-\$1100

Most cows were bred 4-7 months, with lots of interest in cows bred for spring calving!

LIVE CATTLE EXPORTS-ONTARIO

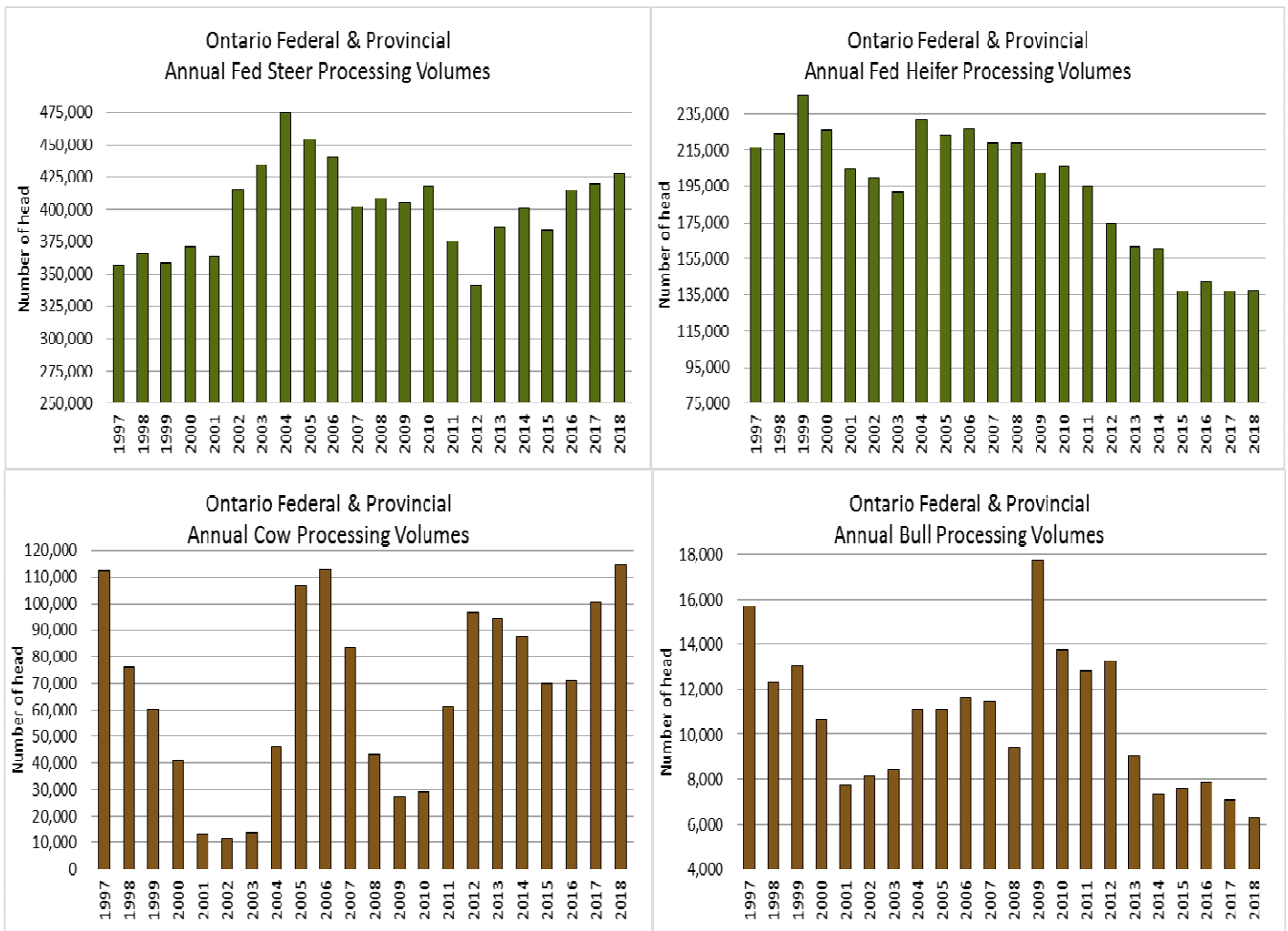
	Week ending Jan 26, 2019	Week ending Jan 19, 2019	Year to Date
Total live slaughter cattle exported from Ontario to the U.S.	2,523	3,332	9,868
Steers & Heifers & Cows	2,382	3,117	9,122
Bulls	141	215	746

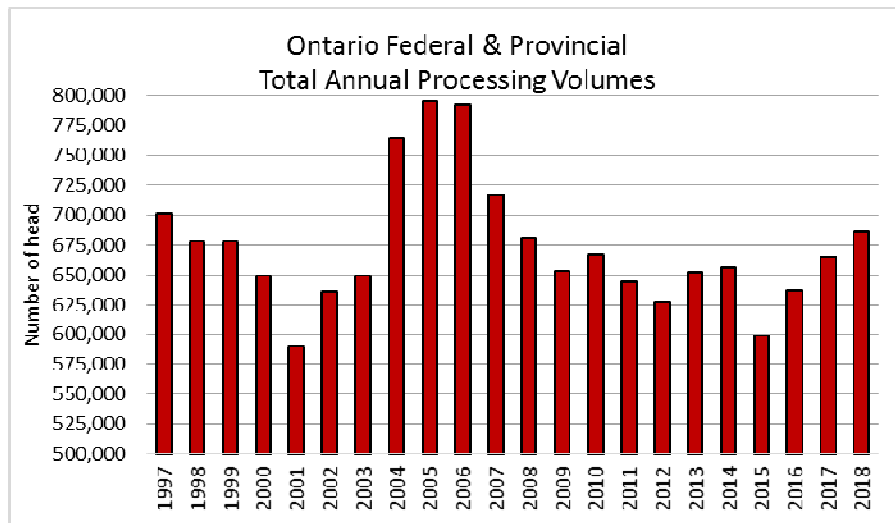
AVERAGE CARCASS WEIGHTS – CANADA

	Steers	Heifers
Feb 9, 2019	930	861
Feb 2, 2019	935	852
Feb 10, 2018	913	839

FEDERALLY INSPECTED CANADIAN PROCESSING

	Week Ending February 9, 2019	# of hd change from week ago	YTD	% Change (Week Ago)	% Change (Year Ago)
Grand Total	60,381	+3,299	334038	+6%	+10%
Western Slaughter	46,011	+2,679	253,920	+6%	+12%
Eastern Slaughter	14,370	+503	80,118	+4%	+6%





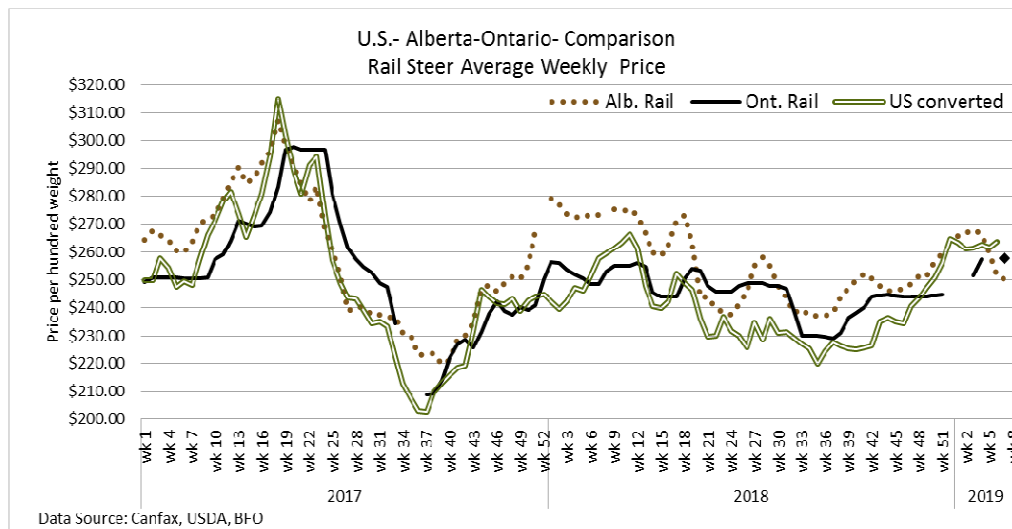
USDA ESTIMATED CATTLE PROCESSING VOLUME

	Week Ending February 16, 2019	Previous Week	Year Ago
Grand Total	596,000	620,000	589,000

ALBERTA DIRECT TRADE

For the week ending February 14, 2019

Steers	Live FOB	147.00		Rail FOB	247.00-251.00
Heifers	Live FOB	147.50		Rail FOB	247.00-250.50



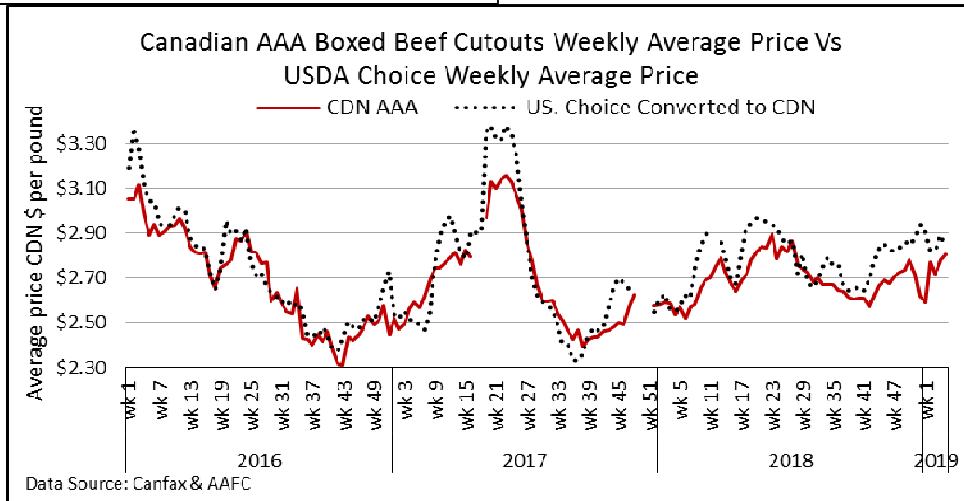
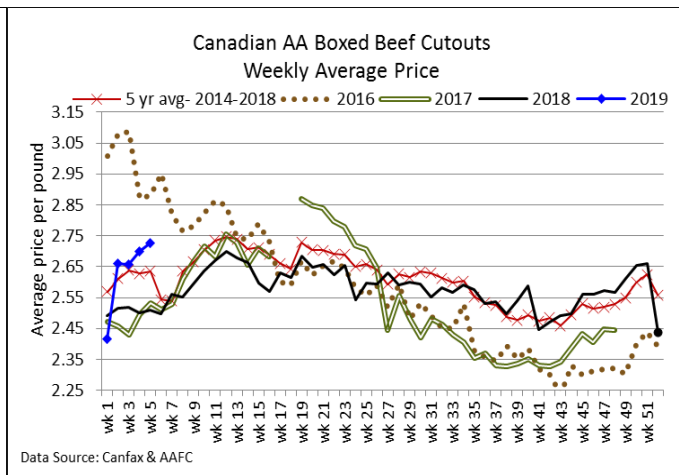
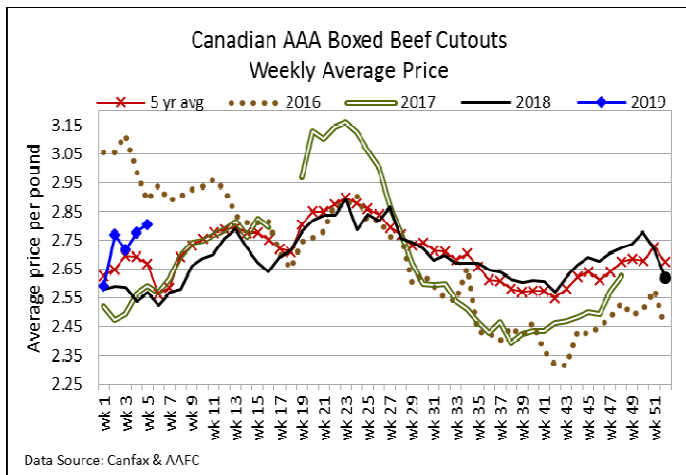
U.S. TRADE (U.S. funds)

For the week ending February 14, 2019

Choice and Select Steers and Heifers:	Live	123.00-126.00-very limited trade-not enough to establish a market
	Rail	198.00-200.00-very limited trade-not enough to establish a market

QUEBEC ELECTRONIC AUCTION MARKET (F.O.B. THE FEEDLOT)

	Price		Change from Last Week
For the week ending February 14, 2019	253.00-253.25		-1.50



CANADIAN BOXED BEEF CUT-OUT VALUES

Week Ending	AAA	AA
February 1, 2019	2.8050	2.7252
January 25, 2019	2.7778	2.7001
January 18, 2019	2.7170	2.6564

U.S. BOXED BEEF CUT-OUT VALUES (U.S. funds)

	Choice 600-900	Select 600-900
Current Five Day Average:	216.38	212.09

LIVE CATTLE – CANADA

IMPORTS			EXPORTS		
	Import % change from 2017 YTD			Export % change from 2018 YTD	
Jan 1- Nov 30/18			Jan 1- Feb 2/19		
Pure bred	5,501	-30%	Slaughter steers & heifers & cows	39,317	+28%
Non-pure bred	173,051	+54%	Feeder cattle & calves	11,644	+25%
			Bulls	2,636	+8%

BEEF EXPORTS – CANADA

United States		Change from last year YTD	Mexico		Change from last year YTD
Jan 1- Nov 30/18			Jan 1- Nov 30/18		
Total	271,001 tonnes	+4% or +11,184 tonnes	14,305 tonnes	-9% or -1,467 tonnes	

BEEF PRODUCTION – CANADA

	Jan 1 – Feb 9/19	Last Year Same Time	% Change
Fed	106,987 tonnes	94,668 tonnes	+13%
Non-fed	24,812 tonnes	22,551 tonnes	+10%

BEEF IMPORTS – CANADA

	Jan 1 – Feb 9/19	Last Year Same Time	% Change
United States	11,962 tonnes	13,642 tonnes	-12%
Non-NAFTA	5,583 tonnes	9,981 tonnes	-44%
EU-28 (beef/veal total)	205 tonnes	245 tonnes	-17%
Total	18,443 tonnes	24,742 tonnes	-27%

CHICAGO MERCANTILE EXCHANGE

Closing quotes on futures today were as follows:

Live Cattle		Feeder Cattle		Corn		Soybeans		Canadian \$	
Feb	126.62 +0.50	Mar	142.60 -1.47	Mar	3.746 +0.0	Mar	9.074 +4.0	Spot	75.47 +0.18
Apr	127.17 -0.20	Apr	145.22 -1.27	May	3.826 -0.2	May	9.214 +3.6	Mar	75.51 +0.17
Jun	118.07 -0.20	May	146.57 -1.10	Jul	3.904 -0.2	Jul	9.350 +3.6	Jun	75.68 +0.18
Aug	114.37 -0.27	Aug	150.45 -0.77	Sep	3.942 +0.2	Aug	9.402 +3.4	Sep	75.82 +0.18
Oct	115.70 -0.25	Sep	150.72 -0.55	Dec	3.992 +0.0	Sep	9.434 +3.4	Dec	75.96 +0.17
Dec	118.27 -0.22	Oct	150.65 -0.55	Mar	4.082 -0.2	Nov	9.520 +4.0	Mar	76.09 +0.17

Beef Farmers of Ontario, 130 Malcolm Road, Guelph, ON N1K 1B1 Phone: (519) 824-0334 Fax: (519) 824-9161 or email: markets@ontariobeef.com

UPCOMING ONTARIO AUCTION MARKETS SPECIAL SALES

Mar 5	11:00 am	Ontario Stockyards Inc	Special Spring All Vaccinated Stocker Sale
Mar 12	10:00 am	Keady Livestock Market	Regular Tuesday Sale
Mar 15	11:00 am	Community Livestock Exchange	Quinte Cattlemen's Stocker Sale
Mar 20	10:00 am	Kawartha Lakes Community Sale Barn	KLC Stocker Sale
Mar 23	11:00 am	Denfield Livestock Exchange	Spring Stocker & Bred Cow Sale
Mar 26	11:00 am	Ontario Stockyards Inc	Special Spring All Vaccinated Stocker Sale
Mar 27	2:00 pm	Vankleek Hill Livestock Exchange	Stocker Sale
Apr 2	9:00 am	Keady Livestock Market	Regular Schedule Resumes

Comments for the week ending February 14, 2019

The fed cattle market was very light this week for a couple of reasons. One being the severe winter weather experienced by most of the province, with the second a result of one auction having technical difficulties and not able to send in their data. The extremely light volumes are almost too light to establish a market for the week and have a direct effect on the pricing due to quality. That said, 168 fed cattle were reported selling through auction markets this week down 198 from last week and 252 less than last year at this time. 127 fed steers ranged from \$139.27-\$151.77 averaging \$146.23 down \$1.09 from last week and \$0.01 below year ago prices. 41 fed heifers sold this week which is too few to establish a price report. Auction markets reported light runs with prices steady to barely steady for most of the week. By week's end, trade was firm to \$1.00 cwt higher.

Ontario railgrade prices were reported from \$257.00-\$258.00 dressed for both steers and heifers this week, with one Federal packer not bidding. This is the first pricing in three weeks and is fully steady to three weeks ago. This week's average price is \$9.00 higher than the same week last year. Delivery of the cattle sold this week ranged from next week to the first week in March.

Receipts of cull/fed cows were just slightly lighter despite the weather, with 2,097 head making it to market, down just 606 from last week and 126 less than the same time last year. Cows sold from \$45.60-\$62.19 averaging \$52.83 down \$3.40 from last week and \$10.87 below year ago pricing. Auction market reports for most of the week were steady. As the week progressed, trade was mostly steady and ending the week on a slightly softer tone.

With two extra sales this week stocker and feeder cattle volumes were up 1,236 head from last week at 3,583 head, but is 262 head lower than the same week last year. Auction markets reported the lighter weights as active with prices steady to slightly higher with vaccinated cattle steady to stronger. Heavier cattle were steady to fully steady with heavier steers easier by mid-week. By week's end, all good quality cattle were steady to stronger, with others selective at easier prices. Actual average prices this week saw steers 400-500 lbs up \$17.97 from last week on average, 500-600 lbs up \$10.63, 600-700 lbs up \$21.66, 700-800 lbs up \$12.81, 800-900 lbs down \$0.86, 900-1000 lbs down \$4.26 and steers 1000 lbs and over averaged \$0.41 higher than last week's weighted average prices. Heifers 400-500 lbs averaged \$10.73 higher than last week on average, 500-600 lbs up \$15.62, 600-700 lbs up \$15.83, 700-800 lbs up \$8.34, 800-900 lb heifers saw no trade last week to compare to and heifers 900 lbs and over averaged \$1.12 higher than last week.

The Quebec electronic market this week ranged from \$253.00-\$253.25 dressed, down \$1.50 from last week's weighted average price.

Alberta direct trade was light to moderate this week with Canfax reporting live sales from \$147.00-\$147.50 picked up, with steers averaging \$147.00 down \$1.75 and heifers \$147.50 with no trade the previous week to compare to. On a dressed basis, trade ranged from \$247.00-\$251.00 picked up, with steers averaging \$250.27 down \$1.08 on average while heifers averaged \$150.25 down \$1.31. Dressed sales from \$250.00-\$252.00 cwt were also noted on a delivered basis. Canfax reports: "Cash to futures basis levels continue to weaken, basis levels are at the weakest point since February 2016. US packers are indicating they have enough Canadian fed cattle contracted and buying interest was next to non-existent on the cash market."

US cash cattle trade for the week ending February 8th was light to moderate Friday afternoon, but overall sales were lighter in volume than the previous week. Sales for the week, reported by the USDA Mandatory Price Report, saw live trade range from \$123.00-\$127.00 with steers averaging \$124.98 up \$1.11, while heifers averaged \$124.88 up \$1.05. On the rail steers and heifers sold from \$196.00-\$204.00 dressed, with steers averaging \$199.88 up \$1.54 and heifers \$199.83 up \$1.66 from the previous week on average. This week, at time of reporting Thursday noon, the US cash market has been fairly quiet with just a handful of sales reported from \$123.00-\$126.00 live and \$189.00-\$200.00 dressed, but not enough to establish any kind of market. On Wednesday at the Fed Cattle Exchange online auction, there were 785 head on offer, in 8 lots with delivery in 1-9 days. Asking prices were from \$125.00-\$125.50 live. Three lots asking \$125.00 received bids of \$125.00 but sellers passed the bids. All other lots received no bids leaving the market untested. At time of reporting, bids on the cash trade are sitting at \$122.00 live in the south and \$198.00-\$200.00 dressed in the north while asking prices are holding firm at \$126.00-\$127.00 plus live in the south and \$202.00-\$204.00 dressed in the north. It's looking like trade is going to be delayed until late afternoon, again this week.