



## Weekly Market Information Report for the week ending Thursday February 21, 2019

The following information is collected from various sources and disseminated by Beef Farmers of Ontario.

### ONTARIO DIRECT TO PACKER RAILGRADE CATTLE TRADE

Prices are on a carcass weight basis before grade and weight discounts. Weekly Range:

**A Grade Steers** Not enough trade to establish a market.

**A Grade Heifers** Not enough trade to establish a market.

### ONTARIO LIVE CATTLE TRADE

Ontario auction sales this week saw weighted average price ranges for:

FED CATTLE	Volume	Price Range	Average	Top	Last Week Avg
Large Frame Steers +1250	87	130.76-156.72	144.63	158.00	142.34
Medium Frame Steers +1250	56	119.57-145.32	136.62	152.00	148.30
Large & Medium Frame Steers +1250	143	127.97-156.73	144.15	158.00	146.23
Large Frame Heifers +1000	93	106.76-145.97	130.32	151.00	127.73
Medium Frame Heifers +1000	48	97.37-136.65	123.72	141.00	131.28
Large & Medium Frame Heifers +1000	141	105.78-145.53	129.09	151.00	132.17
Cows - All Weights	2,300	45.80-65.15	54.17	106.00	52.83
Bulls - All Weights	66	78.93-94.73	86.66	109.49	87.52

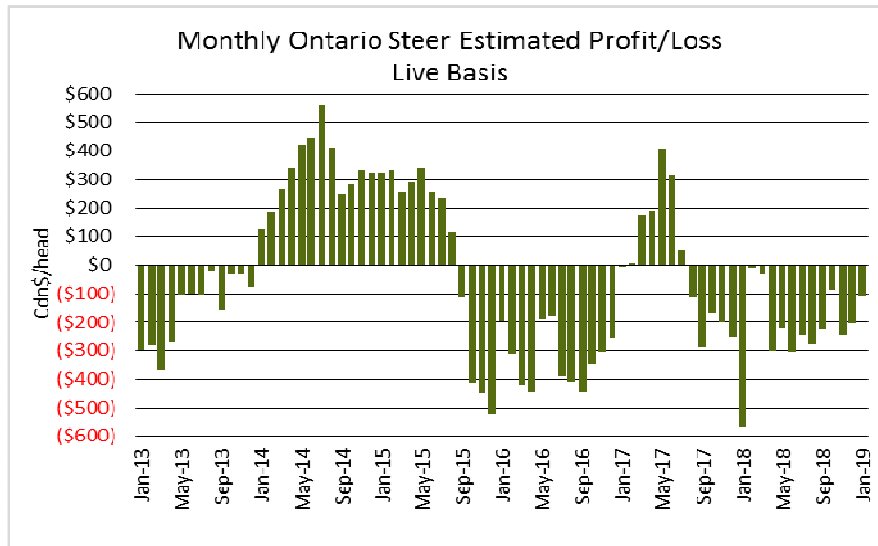
### STOCKERS - Large and Medium Frame

STEERS	Volume	Price Range	Average	Top	Last Week Avg
1000+	438	163.51-184.37	174.71	188.75	173.20
900-999	278	169.61-190.97	180.22	194.00	182.58
800-899	133	158.12-189.70	177.00	193.50	182.61
700-799	196	140.32-195.53	173.61	209.00	188.70
600-699	189	158.96-218.85	194.33	275.00	213.44
500-599	138	132.75-225.27	197.42	277.00	212.61
400-499	76	164.74-213.81	189.19	254.99	215.33
-399	33	166.91-216.36	194.09	237.99	187.85

HEIFERS	Volume	Price Range	Average	Top	Last Week Avg
+900	207	135.60-157.95	147.30	167.00	154.90
800-899	93	123.80-160.58	146.68	171.00	164.65
700-799	117	125.53-164.45	149.42	185.00	165.39
600-699	218	125.83-175.88	157.58	207.50	174.97
500-599	160	129.28-181.45	161.70	208.99	170.40
400-499	71	137.19-172.27	157.03	205.00	169.84
300-399	17	127.94-152.35	141.58	180.00	161.36
-299	N/T	-	-	-	150.15

At Kawartha Lakes Co-op Auction Market: February 16, 2019 – 117 cows, 2 bulls, 39 veal, 11 stockers

	Price Range	Average	Top
Cows	48.50-73.00	57.39	88.00
Veal 600 lbs +	87.00-121.00	92.20	121.00
Veal calves 125- lbs	100.00-220.00	120.789	220.00



The information provided on this report is based on weighted averages for actual data collected. Input costs are a guideline only and will vary from producer to producer. BFO does not take any responsibility and accepts no legal liability arising from or connected to damages or losses experienced by producers when using this information. This is to be used at your own risk.

**Denfield Livestock Exchange Inc., February 19, 2019: 211 Fed Cattle, 45 Veal, 5 Bulls, 105 Cows & 147 Drop Calves**

	Price Range	Top		Price Range	Top
Choice steers	150.00-155.00	159.50	Good beef cows	70.00-80.00	107.00
Good steers	145.00-150.00		Good Holstein cows	60.00-70.00	
Choice heifers	148.00-152.00	164.00	D1 & D2 Cows	50.00-60.00	
Good heifers	142.00-147.00		D3 & D4 Cows	40.00-50.00	
Good Holstein veal	95.00-105.00	116.00	Choice drop calves	\$140.00-\$190.00/hd	\$410.00/hd
Plain & heavy veal	80.00-90.00		Good drop calves	\$75.00-\$125.00/hd	
Good beef bulls	79.00-91.00		Plain & Newborns	\$20.00-\$70.00/hd	

**At Renfrew Pontiac Livestock Ltd.: February 19, 2019 – 14 Replacement Calves, 68 Cows, 7 Bull**

	Price Range	Top
Replacement Calves	40.00-130.00	160.00
Cows – D1 & D2	66.00-78.00	82.00
Cows – D3	58.00-65.00	
Cows – D4	44.00-57.00	
Bulls	94.00-100.00	107.50

**At Aylmer Stockyards Inc.: February 20, 2019 –78 Veal, 221 Cows, 38 Fed Cattle, 19 stockers, 6 bulls**

	Price Range	Average	Top
Fed heifers, dairy and dairy cross +1250 lbs	58.49-101.49	90.60	101.49
Cows	40.99-78.00	56.99	85.99
Veal over 600 lbs	83.99-132.00	101.80	132.00

**ONTARIO STOCKER & FEEDER TRADE**

**Stocker sale at Brussels Livestock: February 15, 2019 – 836 Stockers**

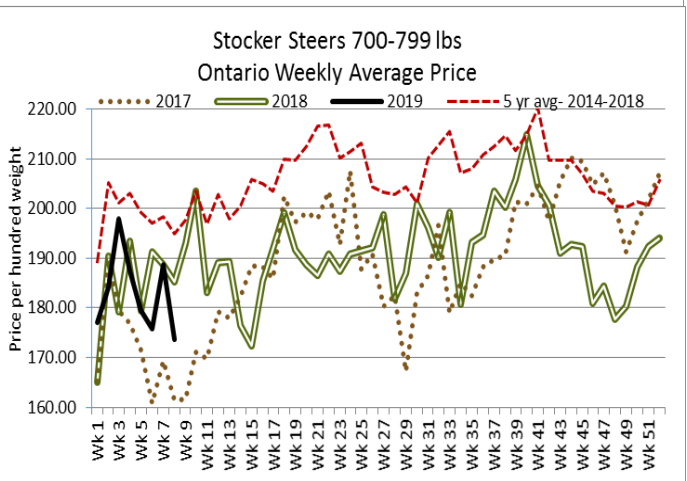
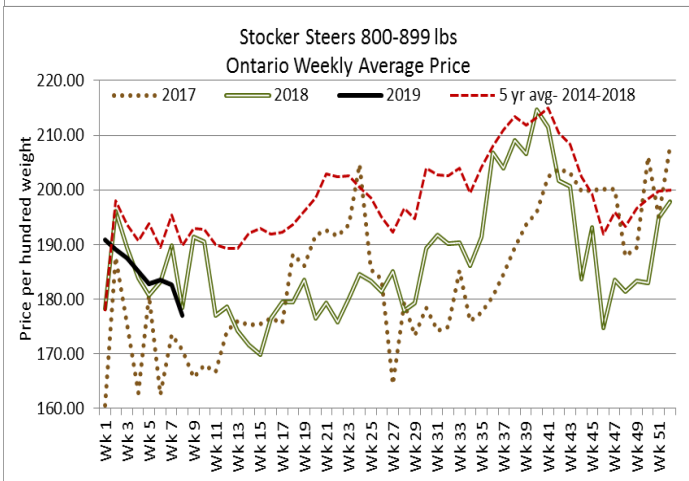
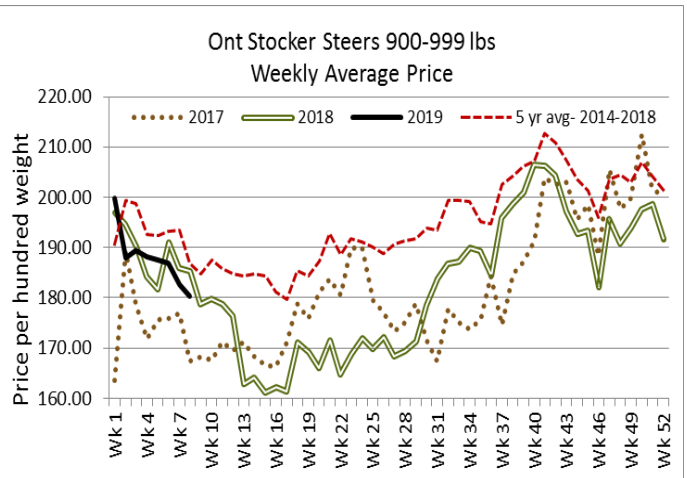
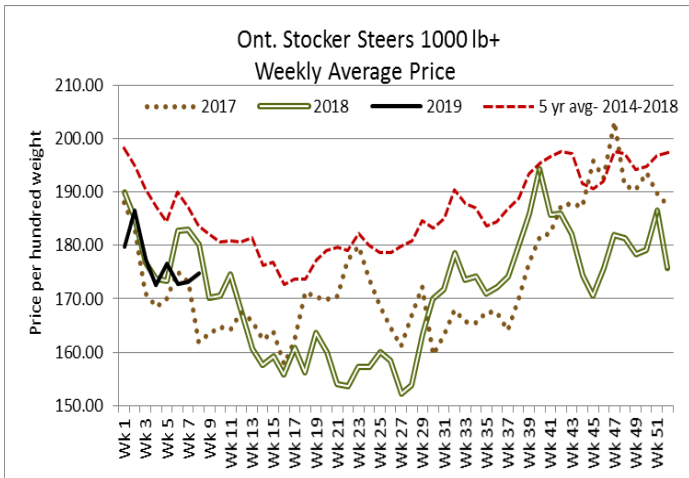
Steers	Price Range	Average	Top	Heifers	Price Range	Average	Top
1000+	161.00-185.25	173.19	188.75	900+	142.00-164.00	153.64	167.00
900-999	161.00-187.50	180.89	187.50	800-899	142.00-167.00	152.32	171.00
800-899	161.00-193.00	181.35	193.00	700-799	131.00-172.00	152.88	185.00
700-799	167.00-209.00	187.88	209.00	600-699	140.00-175.00	167.02	175.00
600-699	169.00-225.00	200.56	225.00	500-599	132.00-172.00	157.60	190.00
500-599	117.00-235.00	206.90	235.00	400-499	157.00-187.00	169.18	205.00
400-499	205.00-240.00	221.92	240.00	300-399	132.00-170.00	154.50	170.00
399-	188.00-215.00	202.47	215.00				

Stocker sale at: **Community Livestock Exchange: February 19, 2019 – 163 Stockers**

Steers	Price Range	Average	Top	Heifers	Price Range	Average	Top
700-799	139.99-189.99	178.09	189.99	600-699	127.49-194.99	171.30	194.99
600-699	119.99-229.00	185.29	229.00	500-599	112.50-208.99	183.49	208.99
500-599	127.49-247.99	218.99	247.99				
400-499	110.00-204.99	160.80	254.99				

Stocker sale at: **Renfrew Pontiac Livestock: February 19, 2019 – 336 Stockers**

Steers	Price Range	Average	Top	Heifers	Price Range	Average	Top
700-799	135.00-188.99	176.89	188.99	800-899	89.00-162.99	151.89	162.99
600-699	140.99-214.99	194.90	214.99	700-799	119.99-163.99	152.69	163.99
500-599	137.99-235.00	216.29	235.00	600-699	138.99-187.99	172.99	187.99
400-499	166.99-231.99	203.69	231.99	500-599	139.99-188.99	167.59	188.99
				400-499	139.99-185.00	163.79	185.00



Stocker sale at **Ontario Livestock Exchange: February 20, 2019 – 618 Stockers**

Steers	Price Range	Average	Top	Heifers	Price Range	Average	Top
1000+	166.50-186.00	177.09	186.00	900+	136.00-161.00	147.40	161.00
900-999	174.50-194.00	182.16	194.00				
800-899	174.00-196.50	185.38	193.50				

Stocker sale at: **Ontario Livestock Exchange, February 21, 2019– 280 Stockers**

Steers	Price Range	Average	Top	Heifers	Price Range	Average	Top
700-799	165.00-202.00	181.08	202.00	600-699	75.00-147.50	116.57	147.50
600-699	183.00-203.00	194.65	203.00	500-599	142.50-155.00	145.63	162.50
500-599	107.50-204.00	166.36	217.50	400-499	100.00-162.50	146.67	162.50
400-499	145.00-197.50	169.06	220.00				

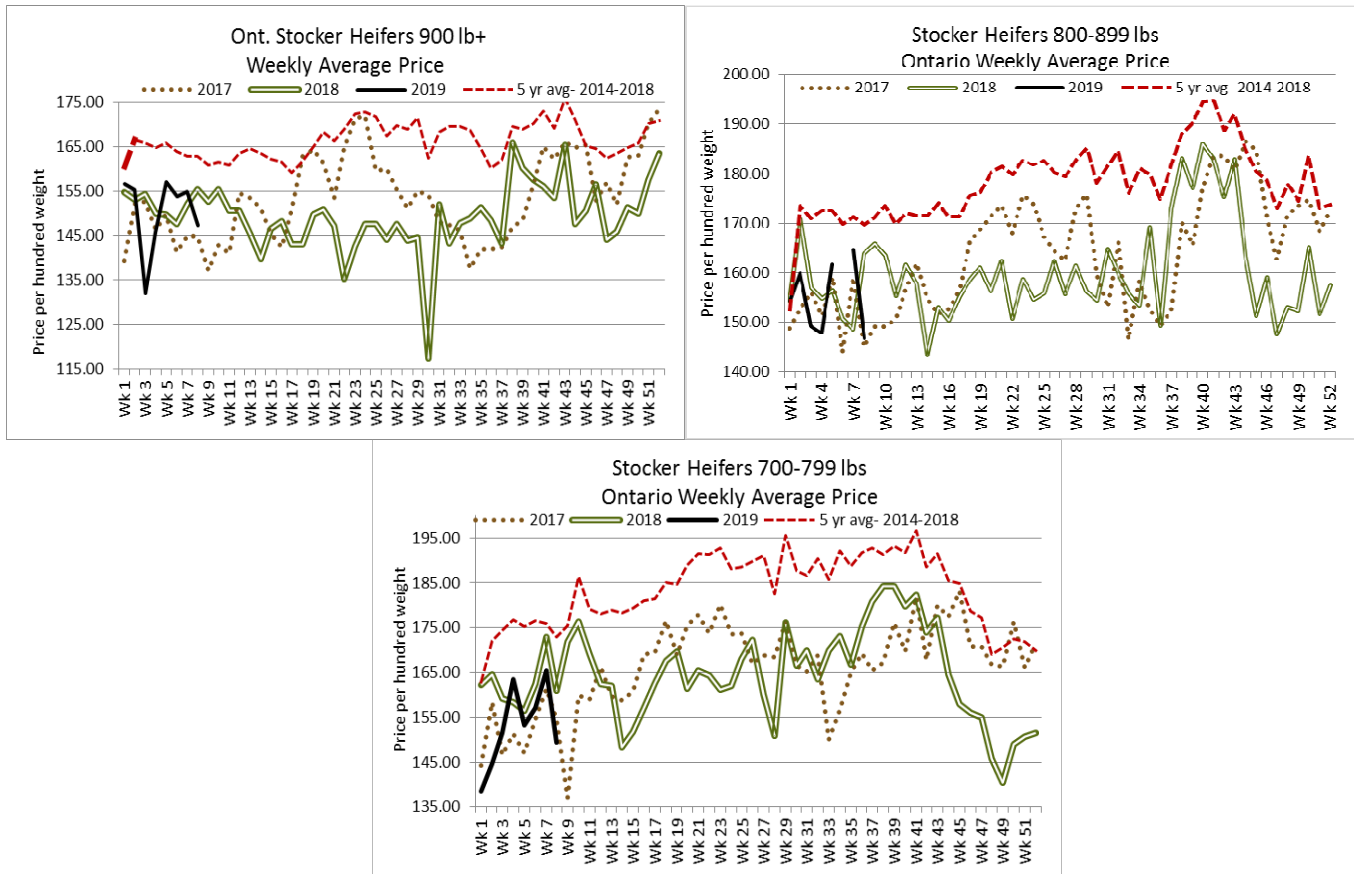
Stocker sale at **Ontario Stockyards Inc., February 21, 2019– 1,250 Stockers**

Steers	Price Range	Top	Heifers	Price Range	Top
800-1000	150.00-190.300	205.00	800+	140.00-170.00	180.00
700-800	160.00-210.00	215.00	600-800	150.00-190.00	205.00
500-700	175.00-235.00	245.00	300-600	160.00-210.00	220.00
300-500	180.00-250.00	260.00			

Due to technical difficulties the usual market data is not currently available.

Stocker sale at **Ottawa Livestock Exchange, February 21, 2019– 128 Stockers**

Steers	Price Range	Average	Top	Heifers	Price Range	Average	Top
700-799	70.00-184.00	127.67	193.00	700-799	125.00-155.00	145.00	155.00
600-699	164.00-202.00	178.67	210.00	600-699	130.00-168.00	147.71	168.00
500-599	122.00-196.00	162.91	224.00	500-599	154.00-190.00	170.07	190.00
400-499	158.00-227.00	185.80	227.00				



**ONTARIO BRED COW SALES**

**Keady Livestock Market, February 15, 2019- 80 Bred cows & heifers, 1 Cow/calf pair (prices are per head & per pair)**

**Exotic and Exotic X**

**British and British X**

Top quality bred cows	\$1600-\$2300	N/T
Top quality bred heifers	\$1700-\$2000	N/T
Top quality cow/calf pair	\$2000	

Most cows were bred 4-7 months, with lots of interest in cows bred for spring calving!

### LIVE CATTLE EXPORTS-ONTARIO

	Week ending Feb 2, 2019	Week ending Jan 26, 2019	Year to Date
Total live slaughter cattle exported from Ontario to the U.S.	2,062	2,523	11,930
Steers & Heifers & Cows	1,815	2,382	10,937
Bulls	247	141	993

### AVERAGE CARCASS WEIGHTS – CANADA

	Steers	Heifers
Feb 16, 2019	918	842
Feb 9, 2019	930	861
Feb 17, 2018	907	841

### FEDERALLY INSPECTED CANADIAN PROCESSING

	Week Ending February 16, 2019	# of hd change from week ago	YTD	% Change (Week Ago)	% Change (Year Ago)
Grand Total	60,435	+54	394,473	+0%	+10%
Western Slaughter	47,557	+1,546	301,477	+3%	+12%
Eastern Slaughter	12,878	-1,492	92,996	-10%	+5%

### USDA ESTIMATED CATTLE PROCESSING VOLUME

	Week Ending February 23, 2019	Previous Week	Year Ago
Grand Total	577,000	596,000	575,000

### ALBERTA DIRECT TRADE

For the week ending February 21, 2019

<b>Steers</b>	Live FOB	247.00	Rail FOB	244.75-247.50
<b>Heifers</b>	Live FOB	247.00	Rail FOB	243.50-247.50

### U.S. TRADE (U.S. funds)

For the week ending February 21, 2019

<b>Choice and Select Steers and Heifers:</b>	Live	125.00-handful
	Rail	201.00-handful

### QUEBEC ELECTRONIC AUCTION MARKET (F.O.B. THE FEEDLOT)

	Price	Change from Last Week
For the week ending February 21, 2019	250.00-250.25	-3.04

### CANADIAN BOXED BEEF CUT-OUT VALUES

Week Ending	AAA	AA
February 8, 2019	2.7804	2.7117
February 1, 2019	2.8050	2.7252
January 25, 2019	2.7778	2.7001

### U.S. BOXED BEEF CUT-OUT VALUES (U.S. funds)

	Choice 600-900	Select 600-900
Current Five Day Average:	217.21	212.09

### BEEF EXPORTS – CANADA

	United States Jan 1- Nov 30/18	Change from last year YTD	Mexico Jan 1- Nov 30/18	Change from last year YTD
Total	271,001 tonnes	+4% or +11,184 tonnes	14,305 tonnes	-9% or -1,467 tonnes

### LIVE CATTLE – CANADA

<b>IMPORTS</b>			<b>EXPORTS</b>		
	<i>Import % change from 2017 YTD</i>			<i>Export % change from 2018 YTD</i>	
<i>Jan 1- Nov 30/18</i>			<i>Jan 1- Feb 9/19</i>		
Pure bred	5,501	-30%	Slaughter steers & heifers & cows	48,842	+34%
Non-pure bred	173,051	+54%	Feeder cattle & calves	14,145	+14%
			Bulls	3,308	+17%

### BEEF PRODUCTION – CANADA

	<i>Jan 1 – Feb 16/19</i>	<i>Last Year Same Time</i>	<i>% Change</i>
Fed	126,085 tonnes	111,872 tonnes	+13%
Non-fed	29,288 tonnes	26,487 tonnes	+11%

### BEEF IMPORTS – CANADA

	<i>Jan 1 – Feb 16/19</i>	<i>Last Year Same Time</i>	<i>% Change</i>
United States	13,714 tonnes	15,642 tonnes	-12%
Non-NAFTA	6,195 tonnes	11,317 tonnes	-45%
EU-28 (beef/veal total)	256 tonnes	253 tonnes	+1%
Total	20,948 tonnes	28,173 tonnes	-26%

### CHICAGO MERCANTILE EXCHANGE

Closing quotes on futures today were as follows:

<b>Live Cattle</b>		<b>Feeder Cattle</b>		<b>Corn</b>		<b>Soybeans</b>		<b>Canadian \$</b>	
<b>Feb</b>	128.67 +1.05	<b>Mar</b>	142.90 -0.32	<b>Mar</b>	3.752 -0.2	<b>Mar</b>	9.102 -0.6	<b>Spot</b>	76.10 +0.48
<b>Apr</b>	128.87 +0.27	<b>Apr</b>	145.30 -0.22	<b>May</b>	3.844 +0.2	<b>May</b>	9.236 -0.4	<b>Mar</b>	76.15 +0.49
<b>Jun</b>	119.47 +0.22	<b>May</b>	146.85 -0.02	<b>Jul</b>	3.924 +0.2	<b>Jul</b>	9.372 -0.2	<b>Jun</b>	76.31 +0.49
<b>Aug</b>	115.50 +0.32	<b>Aug</b>	151.05 -0.15	<b>Sep</b>	3.964 +0.2	<b>Aug</b>	9.426 -0.2	<b>Sep</b>	76.46 +0.49
<b>Oct</b>	116.62 +0.30	<b>Sep</b>	151.35 -0.12	<b>Dec</b>	4.016 +0.0	<b>Sep</b>	9.460 +0.0	<b>Dec</b>	76.59 +0.49
<b>Dec</b>	118.95 +0.07	<b>Oct</b>	151.45 +0.07	<b>Mar</b>	4.446 +0.0	<b>Nov</b>	9.544 +0.2	<b>Mar</b>	76.72 +0.49

Beef Farmers of Ontario, 130 Malcolm Road, Guelph, ON N1K 1B1 Phone: (519) 824-0334 Fax: (519) 824-9161 or email: [markets@ontariobeef.com](mailto:markets@ontariobeef.com)

### OBCFPP LICENCE CHANGES

#### Now Licenced: Livestock Dealer

Miere Invesco Inc. 521 Monty, Granby, Quebec J2G 1A2

### UPCOMING ONTARIO AUCTION MARKETS SPECIAL SALES

Mar 5	11:00 am	Ontario Stockyards Inc	Special Spring All Vaccinated Stocker Sale
Mar 12	10:00 am	Keady Livestock Market	Regular Tuesday Sale
Mar 15	11:00 am	Community Livestock Exchange	Quinte Cattlemen's Stocker Sale
Mar 16	2:00 pm	Maple Hill Auctions Ltd	Rollin Acres/Whiskey Hollow Char Bull Sale
Mar 20	10:00 am	Kawartha Lakes Community Sale Barn	KLC Stocker Sale
Mar 23	11:00 am	Denfield Livestock Exchange	Spring Stocker & Bred Cow Sale
Mar 26	11:00 am	Ontario Stockyards Inc	Special Spring All Vaccinated Stocker Sale
Mar 27	2:00 pm	Vankleek Hill Livestock Exchange	Stocker Sale
Mar 30	1:00 pm	Maple Hill Auctions Ltd	Midwestern Ontario Bull Sale
Apr 1	7:00 pm	Maple Hill Auction Ltd	Bi Weekly Stocker Sales Begin
Apr 2	9:00 am	Keady Livestock Market	Regular Schedule Resumes

### **Comments for the week ending February 21, 2019**

There were 284 fed steers and heifers sold through auction markets this week with one market's data unavailable. This week's offering was up 116 head from last week but 57 below last year at this time. 143 fed steers sold from \$127.97-\$156.73 averaging \$144.15 down \$2.08 from last week and \$5.21 below year ago prices. 141 heifers sold from \$105.78-\$145.53 averaging \$129.09 with no sales last week to compare to and \$19.40 below year ago prices. Auction markets reported trade on the choice and fancy cattle at a premium of \$1.00-\$2.00, while all others were steady. By week's end prices were down by \$2.00-\$3.00 cwt.

The Ontario railgrade market was only lightly tested this week as packer interest was limited, with not enough sales reported to establish a market. On the previous Friday and Tuesday of this week, a few sales were reported at \$257.00 dressed for both steers and heifers. Last year at this time the average price was \$253.00 on a dressed basis.

The Canadian Boxed Beef Report by Kevin Grier reports Canadian spot product availability as: "Packers have got some work to do on middles and the clod. Buyers should be able to find opportunities on most areas of the cut-out, although the round is in very good shape. Overall packers seem to be losing the strong position that they had a few weeks ago. No fire sales will happen, but leverage has slipped a little."

2,300 cull/fed cows sold through auction markets this week up 203 from last week and 384 more than last year at this time, with results from one auction missing so volumes were actually higher. Cows sold from \$46.80-\$65.15 averaging \$54.17 up \$1.34 from last week and \$10.86 below year ago prices. Auction markets reported trade as steady to \$1.00-\$2.00 cwt higher early week, to barely steady mid-week and ended the week steady to firmer.

2,367 stocker and feeder cattle were reported selling through auction markets this week, down 1,216 from last week and 78 more than the same time last year. Auction markets reported trade as steady to slightly stronger on the heavier weight cattle. Lighter receipts have a direct effect on the pricing due to quality. Actual average prices this week saw steers 400-500 lbs down \$26.14 on average, 500-600 lbs down \$15.19, 600-700 lbs down \$19.11, 700-800 lbs down \$15.09, 800-900 lbs down \$5.61, 900-1000 lbs down \$2.36 and steers 1000 lbs plus averaged \$1.51 higher than last week on average. Heifers 400-500 lbs were down \$12.81 on average, 500-600 lbs down \$8.70, 600-700 lbs down \$17.39, 700-800 lbs down \$15.97, 800-900 lbs down \$17.97 and heifers 900 lbs and over averaged \$7.60 below last week's weighted average prices.

The Quebec electronic market this week ranged from \$250.00-\$250.25 dressed, down \$3.04 from last week's weighted average price.

Alberta direct trade was moderate in volume this week on a steady to easier tone. Canfax reported live sales at \$147.00 picked up, which is steady to \$0.50 below last week. On a dressed basis sales were reported from \$243.50-\$247.50 picked up, with steers averaging \$247.11 down \$3.16 and heifers \$245.46 down \$4.79 on average. Canfax also reported prices from \$245.00-\$250.00 cwt delivered which is steady to \$5.00 lower than last week. Canfax notes that cattle bought this week were for delivery in 3-5 weeks.

US cash cattle trade for the week ending February 15<sup>th</sup>, did not develop until late Friday afternoon and into the evening, with light to moderate volumes reported. The USDA Mandatory Report listed business in the north and the south as fully steady to the previous week with sales ranging \$122.00-\$127.00 live averaging \$124.96 for steers and \$124.87 for heifers, down \$0.02 and \$0.01 respectively. On the rail northern trade ranged from \$198.00-\$204.00 dressed, with steers averaging \$199.92 up \$0.04 and heifers \$199.85 up \$0.02.

This week the US cash market has been fairly quiet with just a handful of sales reported at \$125.00 live in the south, but not enough to establish any kind of market. On Wednesday at the Fed Cattle Exchange online auction, there were 693 head on offer in 7 lots with delivery in 1-9 days. Three lots asking \$125.00 live sold at \$125.00 live, with one lot asking \$125.00 passing the bids. One lot asking \$125.25 was bid just that, but passed on the bid. The remaining two lots were asking \$125.50 and received no bids at all, leaving four lots unsold. Thursday was at a standstill with sellers resisting bids of \$123.00 live and \$198.00-\$201.00 dressed. Today, trade remains at a standstill with bids in the south unchanged at \$123.00 live while bids in the north have improved from this morning and are now at \$123.00-\$125.00 live and \$202.00 dressed, but no sales have been reported. Asking prices are holding firm at \$128.00 live in the south and \$205.00-\$207.00 dressed in the north. Active trade is going to be delayed until late afternoon and into the evening again this week, but the market tone is steady to stronger.