



Weekly Market Information Report for the week ending Thursday March 7, 2019

The following information is collected from various sources and disseminated by Beef Farmers of Ontario.

ONTARIO DIRECT TO PACKER RAILGRADE CATTLE TRADE

Prices are on a carcass weight basis before grade and weight discounts. Weekly Range:

A Grade Steers	250.00
A Grade Heifers	250.00

ONTARIO LIVE CATTLE TRADE

Ontario auction sales this week saw weighted average price ranges for:

FED CATTLE	Volume	Price Range	Average	Top	Last Week Avg
Large Frame Steers +1250	93	120.37-143.12	135.81	156.50	136.04
Medium Frame Steers +1250	77	116.23-136.48	129.39	150.00	137.99
Large & Medium Frame Steers +1250	170	117.48-142.42	133.34	156.50	139.67
Large Frame Heifers +1000	119	124.02-143.18	133.66	154.00	132.13
Medium Frame Heifers +1000	97	114.89-137.57	127.86	156.00	129.31
Large & Medium Frame Heifers +1000	216	120.72-144.44	132.91	156.00	131.28
Cows - All Weights	2,332	50.17-69.80	59.22	104.00	56.98
Bulls - All Weights	101	75.63-98.76	86.27	123.00	92.87

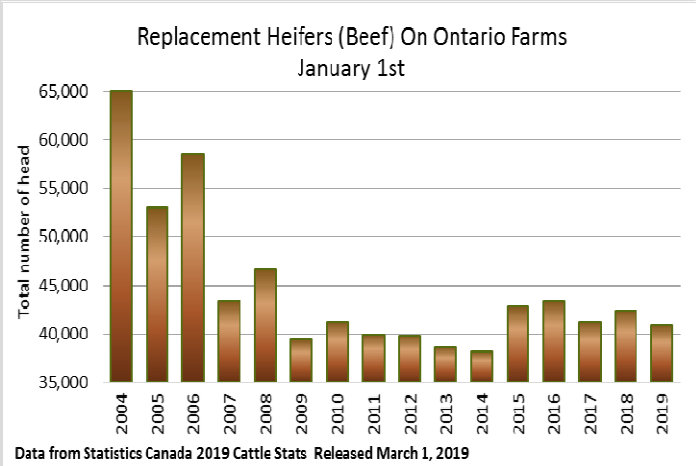
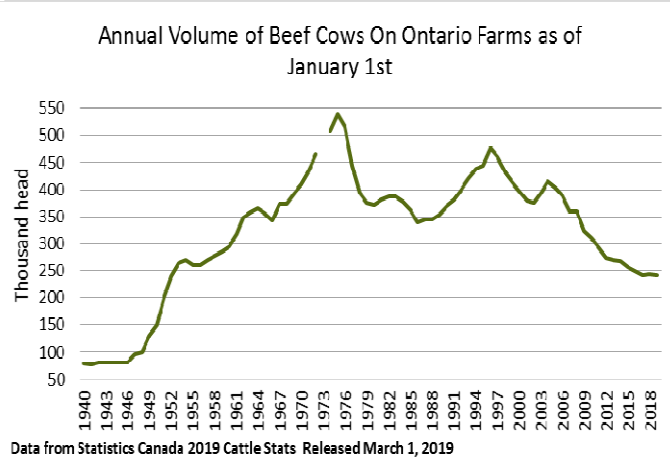
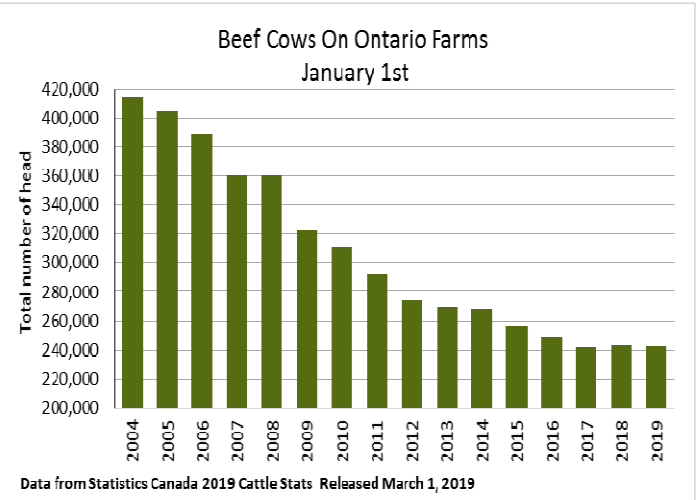
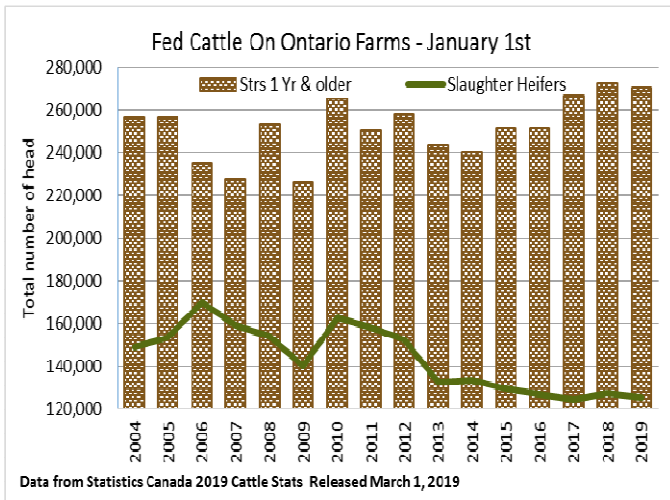
STOCKERS - Large and Medium Frame

STEERS	Volume	Price Range	Average	Top	Last Week Avg
1000+	461	160.60-177.00	169.52	183.00	170.67
900-999	449	164.52-178.19	172.17	186.00	173.91
800-899	367	164.11-184.12	176.28	190.50	180.44
700-799	470	162.87-191.49	178.83	208.00	175.55
600-699	476	154.75-206.27	184.77	230.00	187.43
500-599	350	154.78-219.40	191.70	240.00	206.07
400-499	151	177.25-223.21	200.15	256.00	205.12
-399	78	131.51-199.58	178.98	250.00	183.69

HEIFERS	Volume	Price Range	Average	Top	Last Week Avg
+900	260	131.59-162.33	149.24	176.00	146.40
800-899	192	127.67-158.98	148.44	177.89	143.31
700-799	331	146.21-169.93	157.23	195.46	150.34
600-699	360	134.33-175.98	155.54	203.00	158.69
500-599	292	141.02-193.51	165.27	211.00	174.18
400-499	163	139.29-184.08	162.13	213.00	169.91
300-399	47	132.20-188.90	159.12	205.00	148.50
-299	5	N/T	N/T	N/T	N/T

At Kawartha Lakes Community Sale Barn, March 2, 2019 – 113 cows, 41 veal, 21 stockers, 4 bulls

	Price Range	Avg.	Top
Cows	51.00-74.50	60.34	79.50
Bulls over 1600 lbs	86.00-108.00	92.75	108.00
Veal 600 lbs+	84.00-111.00	93.82	111.00
Veal 126-300 lbs	40.00-120.00	68.89	120.00



Denfield Livestock Exchange Inc., March 5, 2019: 140 Fed Cattle, 38 Veal, 2 Bulls, 145 Cows & 151 Drop Calves

	Price Range	Top		Price Range	Top
Fancy & Exotic steers	160.00-165.00	175.50	Good beef cows	65.00-75.00	85.00
Choice steers	145.00-150.00		Good Holstein cows	60.00-70.00	75.00
Good steers	140.00-145.00		D1 & D2 Cows	50.00-60.00	
Fancy & Exotic heifers	160.00-165.00	178.00	D3 & D4 Cows	40.00-50.00	
Choice heifers	150.00-155.00		Choice drop calves	\$130.00-\$200.00/hd	\$370.00/hd
Good heifers	145.00-150.00		Good drop calves	\$75.00-\$125.00/hd	
Good Holstein veal	95.00-105.00		Plain & Newborns	\$30.00-\$70.00/hd	
Plain & heavy veal	80.00-90.00				
Good beef bulls	77.00-97.00				

At Renfrew Pontiac Livestock Ltd.: March 5, 2019 – 18 Veal, 40 Cows, 6 Bulls

	Price Range	Top
Replacement Calves	50.00-130.00	205.00
Cows – D1 & D2	66.00-77.00	80.00
Cows – D3	56.00-76.00	
Cows – D4	44.00-55.00	
Bulls	90.00-100.00	106.00

At Aylmer Stockyards Inc.: March 6, 2019 –65 Veal, 166 Cows, 19 Fed Cattle, 8 stockers, 3 bulls

	Price Range	Average	Top
Fed heifers, dairy and dairy cross +1250 lbs	58.49-100.00	82.99	100.00
Cows	48.99-83.99	63.30	83.99
Veal over 600 lbs	70.99-113.99	88.00	128.00

ONTARIO STOCKER & FEEDER TRADE

Stocker sale at **Brussels Livestock: March 1, 2019 – 1,204** Stockers

Steers	Price Range	Average	Top	Heifers	Price Range	Average	Top
1000+	141.00-175.50	157.90	175.50	900+	135.00-176.00	159.29	176.00
900-999	167.50-183.50	174.98	186.00	800-899	120.00-164.50	149.83	168.00
800-899	170.00-184.00	179.68	185.00	700-799	127.00-158.00	139.89	164.00
700-799	170.00-195.50	181.31	195.50	600-699	133.00-171.00	152.09	180.00
600-699	158.00-203.00	181.58	216.50	500-599	145.00-200.00	173.13	2300.00
500-599	161.00-217.00	190.70	239.00	400-499	130.00-166.00	144.03	192.00
400-499	165.00-220.00	184.39	252.00	300-399	140.00-205.00	165.56	205.00
399-	140.00-215.00	182.50	215.00				

Stocker sale at **Embrun Livestock Exchange: March 4, 2019 – 101** Stockers

Steers	Price Range	Average	Top	Heifers	Price Range	Average	Top
600-699	110.00-210.00	169.38	210.00		Not enough sold		
400-499	92.00-140.00	127.60	140.00				
399-	47.00-140.00	117.76	250.00				

Stocker sale at **Temiskaming Livestock Exchange: March 4, 2019 – 96** Stockers

Steers	Price Range	Average	Top	Heifers	Price Range	Average	Top
700-799	129.00-174.00	152.38	174.00	700-799	136.00-148.50	138.31	148.50
600-699	151.00-190.00	175.56	190.00	600-699	120.00-168.50	143.38	179.50
500-599	100.00-189.00	148.10	200.50	500-599	139.00-158.00	147.58	158.00

Stocker sale at: **Community Livestock Exchange: March 5, 2019 – 132** Stockers

Steers	Price Range	Average	Top	Heifers	Price Range	Average	Top
600-699	105.00-185.00	155.69	185.00	600-699	117.50-180.00	139.50	180.00
500-599	130.00-218.00	191.50	218.00	500-599	117.50-182.49	146.19	182.49
400-499	225.99-237.50	232.20	237.50				

Stocker sale at: **Renfrew Pontiac Livestock: March 5, 2019 – 205** Stockers

Steers	Price Range	Average	Top	Heifers	Price Range	Average	Top
800-899	144.99-177.49	166.59	177.49	700-799	140.99-151.00	147.39	151.00
700-799	151.00-188.99	172.10	188.99	600-699	119.99-170.99	150.29	170.33
600-699	138.99-212.99	185.89	212.99	500-599	132.49-170.99	156.89	170.99
500-599	114.99-220.99	178.89	220.99	400-499	137.99-181.00	158.69	181.00
400-499	142.99-239.99	198.30	239.99				

Stocker sale at **Ontario Livestock Exchange: March 6, 2019 – 578** Stockers

Steers	Price Range	Average	Top	Heifers	Price Range	Average	Top
1000+	172.00-183.00	178.71	183.00	900+	137.50-144.00	141.25	144.00
900-999	171.00-184.50	179.23	184.50	700-799	151.00-157.00	156.40	157.00
800-899	172.00-190.50	181.85	190.50				
700-799	180.00-208.00	192.50	208.00				

Stocker sale at: **Ontario Livestock Exchange, March 7, 2019– 307** Stockers

Steers	Price Range	Average	Top	Heifers	Price Range	Average	Top
700-799	142.50-173.00	158.30	181.00	800-899	115.00-148.00	133.97	148.00
600-699	110.00-185.00	143.89	202.00	700-799	90.00-135.00	113.17	135.00
500-599	125.00-205.00	177.46	205.00	600-699	107.50-147.00	128.17	165.00
400-499	127.50-194.00	171.50	194.00	500-599	117.50-155.00	131.56	155.00

Stocker sale at **Ontario Stockyards Inc., March 7, 2019– 711** Stockers

Steers	Price Range	Average	Top	Heifers	Price Range	Average	Top
1000+	82.50-142.50	108.96	145.00	900+	104.00-120.00	109.53	125.00
900-999	157.00-175.00	169.53	175.00	800-899	142.00-153.00	150.52	153.00
800-899	145.00-181.00	163.12	181.00	700-799	147.00-167.50	161.56	167.50
700-799	123.50-178.00	162.28	190.00	600-699	143.00-203.00	173.42	203.00
600-699	158.00-211.00	189.93	230.00	500-599	150.00-211.00	177.65	211.00
500-599	160.00-229.00	198.56	240.00	400-499	155.00-204.00	181.08	204.00
400-499	225.00-256.00	238.36	256.00	300-399	130.00-200.00	170.67	200.00
399-	167.50-246.00	222.48	246.00				

Stocker sale at **Ottawa Livestock Exchange, March 7, 2019– 130** Stockers

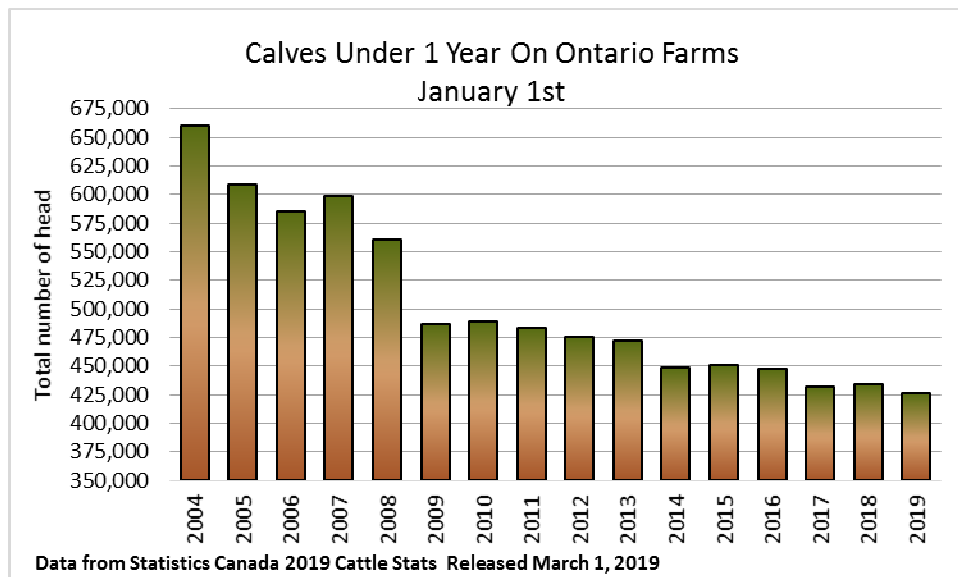
Steers	Price Range	Average	Top	Heifers	Price Range	Average	Top
1000+	141.85-152.26	144.96	152.26	900+	150.97-161.35	156.11	161.35
900-999	157.84-170.58	165.88	170.58	800-899	118.00-177.89	162.21	177.89
700-799	118.00-148.00	136.40	148.00	700-799	110.00-195.46	146.10	195.46
600-699	100.00-210.00	147.33	210.00	500-599	126.00-152.00	141.88	152.00
500-599	154.00-220.00	186.91	220.00				
400-499	154.00-246.00	220.00	246.00				

ONTARIO STOCKER & FEEDER TRADE SPECIAL SPRING SALE

Stocker sale at **Ontario Stockyards Inc., March 5, 2019– 1,079** Stockers- All Vaccinated Spring Stocker Sale!

Steers	Price Range	Average	Top	Heifers	Price Range	Average	Top
1000+	160.50-164.50	162.06	164.50	900+	146.50-150.50	148.19	150.50
900-999	162.50-170.00	166.30	170.00	800-899	152.00-160.00	156.10	160.00
800-899	168.00-186.50	179.45	189.00	700-799	160.00-179.75	168.79	179.75
700-799	181.00-200.75	191.23	200.75	600-699	150.00-181.00	166.95	195.00
600-699	192.00-215.00	206.11	222.50	500-599	150.00-204.00	171.35	204.00
500-599	194.00-220.00	205.83	225.00	400-499	150.00-207.00	178.85	213.00
400-499	210.00-212.50	210.29	230.00	300-399	137.50-172.50	141.52	202.50
399-	208.00-212.50	208.60	212.50				

Good quality cattle sold steady, with some pressure on the fleshier types.



ONTARIO BRED COW SALES

Ontario Stockyards Inc - 43 Bred cows, 1 Cow calf pair (prices are per head & per pair)

Exotic and Exotic X

British and British X

Avg quality bred cows

\$1000-\$1475

\$900-\$1350

An average quality offering of bred cows sold actively to an interested crowd.

LIVE CATTLE EXPORTS-ONTARIO

Week ending Feb 16, 2019

Week ending Feb 9, 2019

Year to Date

Total live slaughter cattle
exported from Ontario to the U.S.

2,707

2,893

17,530

Steers & Heifers & Cows

2,504

2,593

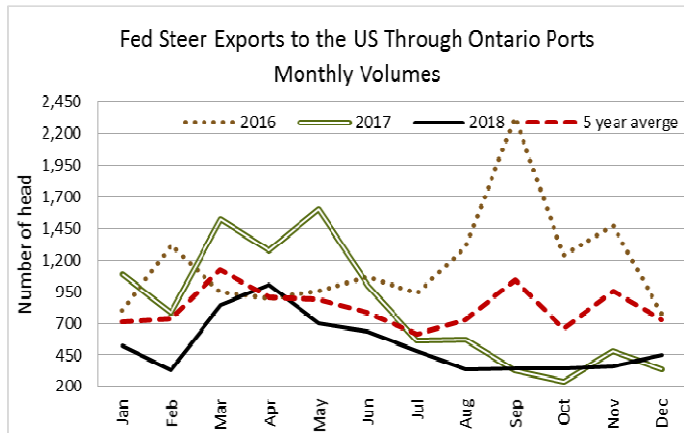
16,034

Bulls

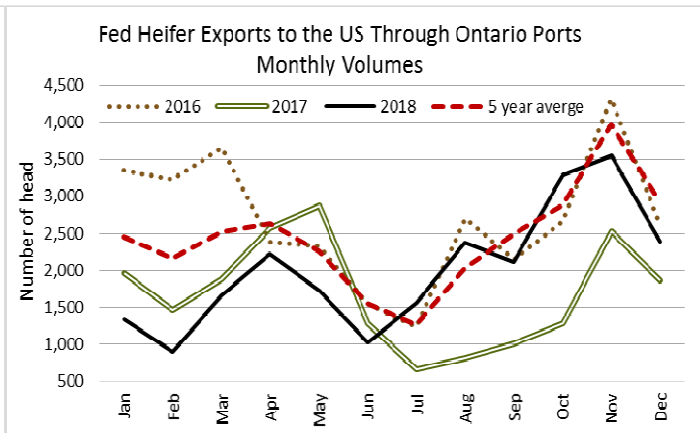
203

300

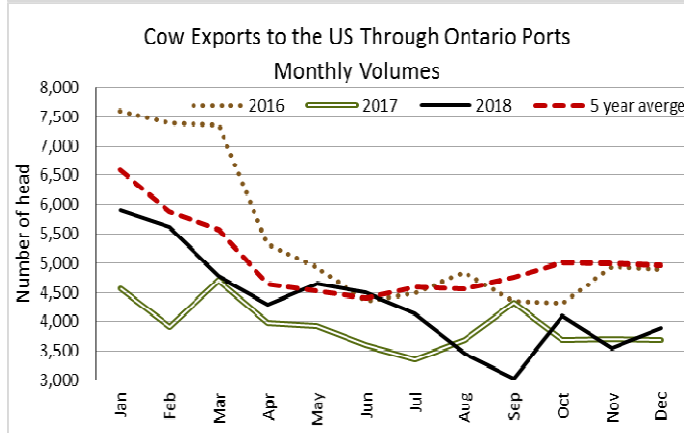
1,496



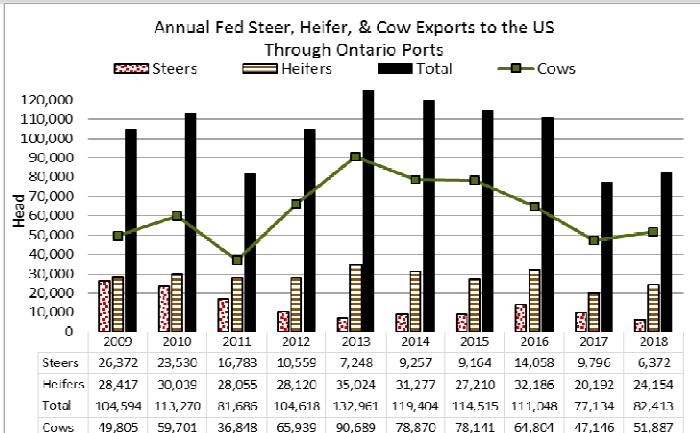
Source: Statistics Canada & Canfax



Source: Statistics Canada & Canfax



Source: Statistics Canada & Canfax



Source: Statistics Canada & Canfax

AVERAGE CARCASS WEIGHTS – CANADA

Steers

Heifers

Feb 23, 2019

912

843

Feb 16, 2019

920

845

Feb 24, 2018

904

834

FEDERALLY INSPECTED CANADIAN PROCESSING

Week Ending
Mar 2, 2019

of hd change from
week ago

YTD

% Change
(Week Ago)

% Change
(Year Ago)

Grand Total
Western Slaughter
Eastern Slaughter

59,425

+7,544

504,779

+17%

+10%

45,874

+7,239

385,986

+19%

+11%

13,551

+1,305

118,793

+11%

+5%

USDA ESTIMATED CATTLE PROCESSING VOLUME

	Week Ending March 9, 2019	Previous Week	Year Ago
Grand Total	603,000	603,000	599,000

ALBERTA DIRECT TRADE

For the week ending March 7, 2019

Steers	Live FOB	151.25-157.50	Rail FOB	254.50-255.50
Heifers	Live FOB	157.50-158.00	Rail FOB	255.00-255.50

U.S. TRADE (U.S. funds)

For the week ending March 7, 2019

Choice and Select Steers and Heifers:	Live	126.50-129.50
	Rail	203.00-205.00

QUEBEC ELECTRONIC AUCTION MARKET (F.O.B. THE FEEDLOT)

	Price	Change from Last Week
For the week ending March 7, 2019	248.00	+2.91

CANADIAN BOXED BEEF CUT-OUT VALUES

Week Ending	AAA	AA
February 8, 2019	2.7804	2.7117
February 1, 2019	2.8050	2.7252
January 25, 2019	2.7778	2.7001

U.S. BOXED BEEF CUT-OUT VALUES (U.S. funds)

	Choice 600-900	Select 600-900
Current Five Day Average:	223.97	217.74

BEEF EXPORTS – CANADA

	United States	Change from last year YTD	Mexico	Change from last year YTD
	<i>Jan 1- Dec 31/18</i>		<i>Jan 1- Dec 31/18</i>	
Total	294,760 tonnes	+5% or +14,435 tonnes	15,419 tonnes	-10% or -1,684 tonnes

LIVE CATTLE – CANADA

IMPORTS		Import % change from 2017 YTD	EXPORTS		Export % change from 2018 YTD
	<i>Jan 1- Dec 31/18</i>			<i>Jan 1- Feb 23/19</i>	
Pure bred	5,900	-33%	Slaughter steers & heifers & cows	70,016	+41%
Non-pure bred	189,759	+46%	Feeder cattle & calves	25,193	+23%
			Bulls	4,451	+17%

BEEF PRODUCTION – CANADA

	Jan 1 – Mar 2/19	Last Year Same Time	% Change
Fed	161,440 tonnes	144,949 tonnes	+11%
Non-fed	37,001 tonnes	33,543 tonnes	+10%

BEEF IMPORTS – CANADA

	Jan 1 – Mar 2/19	Last Year Same Time	% Change
United States	17,774 tonnes	20,587 tonnes	-14%
Non-NAFTA	7,853 tonnes	13,525 tonnes	-42%
EU-28 (beef/veal total)	471 tonnes	353 tonnes	+33%
Total	26,990 tonnes	35,698 tonnes	-24%

CHICAGO MERCANTILE EXCHANGE

Closing quotes on futures today were as follows:

Live Cattle			Feeder Cattle			Corn			Soybeans			Canadian \$		
Apr	129.67	+0.72	Mar	143.92	+1.02	Mar	3.546	-1.2	Mar	8.836	-7.0	Spot	74.56	+0.25
Jun	120.95	+0.60	Apr	147.70	+1.70	May	3.642	-1.0	May	8.956	-6.6	Mar	74.57	+0.24
Aug	117.17	+0.65	May	148.52	+1.45	Jul	3.734	-0.6	Jul	9.096	-6.6	Jun	74.72	+0.24
Oct	117.40	+0.75	Aug	152.70	+0.90	Sep	3.802	-0.6	Aug	9.160	-6.6	Sep	74.88	+0.24
Dec	120.00	+0.62	Sep	153.37	+0.72	Dec	3.884	-0.4	Sep	9.210	-6.2	Dec	75.03	+0.23
Feb	121.25	+0.52	Oct	153.65	+0.75	Mar	4.000	-0.2	Nov	9.304	-6.0	Mar	75.18	+0.23

Beef Farmers of Ontario, 130 Malcolm Road, Guelph, ON N1K 1B1 Phone: (519) 824-0334 Fax: (519) 824-9161 or email: markets@ontariobeef.com

UPCOMING ONTARIO AUCTION MARKETS SPECIAL SALES

Mar 12	10:00 am	Keady Livestock Market	Regular Tuesday Sale
Mar 15	11:00 am	Community Livestock Exchange	Quinte Cattlemen's Stocker Sale
Mar 16	2:00 pm	Maple Hill Auctions Ltd	Rollin Acres/Whiskey Hollow Char Bull Sale
Mar 20	10:00 am	Kawartha Lakes Community Sale Barn	KLC Stocker Sale
Mar 23	11:00 am	Denfield Livestock Exchange	Spring Stocker & Bred Cow Sale
Mar 26	11:00 am	Ontario Stockyards Inc	Special Spring All Vaccinated Stocker Sale
Mar 27	2:00 pm	Vankleek Hill Livestock Exchange	Stocker Sale
Mar 30	1:00 pm	Maple Hill Auctions Ltd	Midwestern Ontario Bull Sale
Apr 1	7:00 pm	Maple Hill Auction Ltd	Bi Weekly Stocker Sales Begin
Apr 2	9:00 am	Keady Livestock Market	Regular Schedule Resumes

Comments for the week ending March 7, 2019

Larger receipts of 386 fed steers and heifers sold through auction markets this week, up 225 head from last week and 81 more than the same week last year. Fed steers ranged from \$117.48-\$142.42 averaging \$133.34 down \$6.33 from last week and \$15.80 below year ago prices, noting extremely light volumes last week. Fed heifers traded from \$120.72-\$144.44 averaging \$132.91 up \$1.63 from last week and \$11.06 lower than the same time last year. Auction market reports started out on a selective demand at easier prices with no fancy cattle reported, while another auction saw fully steady prices with fancy and exotic cattle at a premium. By mid-week trade was reported as holding steady and continued steady for the remainder of the week.

The Ontario railgrade market saw light trade this week with spotty packer interest. All sales were reported at \$250.00 dressed cwt for both steers and heifers, which is down \$1.50 from last week and \$5.00 cwt below this time last year. Delivery of this week's sales are anywhere from next week to the last week of March.

2,332 cull/fed cows sold through auction markets this week, up 59 head from last week, and 306 more than last year at this time. Cow prices ranged from \$50.17-\$69.80 cwt, averaging \$59.22 up \$2.24 from last week and \$9.57 below year ago prices. This week's average price is the highest weekly average price since the week ending September 27, 2018. Auction markets reported trade as active with prices steady to stronger, on a good demand and ending the week stronger with prices \$1.00 cwt higher than earlier in the week.

Data for exports of cattle to the U.S. through Ontario ports has been delayed due to the U.S. Government shutdown, with December values just in from Canfax and Stats Canada. The 2018 volumes exported through Ontario ports, keeping in mind that it does not report province of origin, was 82,413 head of fed cattle and cows. This is up 5,279 head from the 2017 total and 28,635 less than the 2016 total volumes exported. From 2017 to 2018 the fed steer exports volume dropped by 3,424 head, while fed heifer volumes increased by 3,962 head. The cull cow export volume in 2018 was 51,887 head up 4,741 head from 2017 numbers. Although the statistics for 2019 exports are not currently available, fed steer and heifer volumes for 2019 are expected to be minimal to none, due to the current suspension of purchasing Canadian fed cattle by Moyer in Souderton P.A., however cull cow exports continue.

4,452 stocker and feeder cattle sold through auction markets this week up 1,098 from last week, and 170 more than last year at this time. We are also starting to see some all vaccinated special spring stocker sales take place. Auction market reports started out steady to strong on an active trade. As the week progressed, good quality vaccinated cattle were steady with some pressure on fleshier types. By mid-week trade was steady on the heavier cattle to \$3.00 cwt lower. By Thursday trade was stronger on the good quality grass types with all others steady to selling selectively at barely steady prices. Actual average prices this week saw steers 400-500 lbs down \$4.97, 500-600 lbs down \$14.37, 600-700 lbs down \$2.66, 700-800 lbs up \$1.28, 800-900 lbs down \$4.16, 900-1000 lbs down \$1.74 and steers 1000 lbs and over averaged \$1.15 lower than last week on average. Heifers 400-500 lbs were down \$7.78 from last week on average, 500-600 lbs down \$8.91, 600-700 lbs down \$3.15, 700-800 lbs up \$6.89, 800-900 lbs up \$5.13 and heifers 900 lbs and over were down \$2.80 from last week's weighted average prices.

The Quebec electronic market this week sold at \$248.00 dressed, up \$2.81 from last week's weighted average price.

Alberta direct trade was stronger this week with Canfax reporting dressed deals at \$256.00-\$258.00 delivered, up around \$4.00 from last week. On a picked up basis Canfax reported live sales from \$151.25-\$158.00 with steers averaging \$154.16 up \$4.16, while heifers averaged \$157.73 with no trade last week to compare to. On the rail, prices on a picked up basis ranged from \$254.50-\$255.50 with steers averaging \$254.79 up \$4.36, while heifers averaged \$255.33 up \$5.09 from last week on average. Canfax reported: "After buying a few loads of Canadian fed cattle on Wednesday, US packers pulled their bids in on Thursday"

US cash cattle trade for the week ending March 1st, was light to moderate on Friday afternoon, with stronger prices. Sales for the week, reported by the USDA Mandatory Price Report, saw live trade range from \$127.00-\$131.00 with steers averaging \$128.22 up \$1.86 from the previous week, while heifers averaged \$128.06 up \$2.15 on average. On the rail trade ranged from \$202.00-\$207.00 dressed, with steers averaging \$205.07 up \$3.10 and heifers \$204.92 up \$2.66 from the previous week on average.

This week the US cash market was fairly quiet early week, with just a few scattered at \$204.00-\$205.00 dressed and \$128.00-\$128.50 live, but not enough to establish a market. On Wednesday at the Fed Cattle Exchange online auction, there were 300 head on offer in 3 lots with delivery in 1-9 days, with no trade developing at asking prices of \$128.00. On Thursday, light to moderate trade developed in the south with sales from \$126.50-\$129.50, mostly \$128.00 which is fully steady to last week. In the north a light trade was reported from \$128.00-\$128.50 live which is steady to \$0.50 stronger than last week. Dressed deals in the north ranged from \$204.00-\$205.00 dressed, which is steady to about \$1.00 lower than last week's weighted average. Today a light test has been reported in the north at fully steady prices of \$205.00 dressed and \$128.00 live, while the south appears to be finished for the week. Some clean up trade is possible today in the north, after the Cattle On Feed Report is released this afternoon, but most of this week's business has been completed.