



Weekly Market Information Report for the week ending Thursday March 14, 2019

The following information is collected from various sources and disseminated by Beef Farmers of Ontario.

ONTARIO DIRECT TO PACKER RAILGRADE CATTLE TRADE

Prices are on a carcass weight basis before grade and weight discounts. Weekly Range:

A Grade Steers	250.00
A Grade Heifers	250.00

ONTARIO LIVE CATTLE TRADE

Ontario auction sales this week saw weighted average price ranges for:

FED CATTLE	Volume	Price Range	Average	Top	Last Week Avg
Large Frame Steers +1250	97	115.72-143.71	132.45	153.00	135.81
Medium Frame Steers +1250	72	118.60-138.49	127.89	145.00	129.39
Large & Medium Frame Steers +1250	169	115.77-144.24	131.97	153.00	133.34
Large Frame Heifers +1000	91	114.89-139.15	128.76	149.00	133.66
Medium Frame Heifers +1000	32	104.12-130.52	116.23	138.50	127.86
Large & Medium Frame Heifers +1000	123	106.44-138.88	125.46	149.00	132.91
Fed steers, Dairy & Dairy Cross +1250	102	94.83-108.26	102.27	139.50	102.39
Fed heifers, Dairy & Dairy Cross +1000	86	68.69-96.46	83.36	108.00	79.16
Cows - All Weights	2,599	52.15-71.77	61.18	106.50	59.22
Bulls - All Weights	114	80.13-101.46	89.96	134.00	86.27

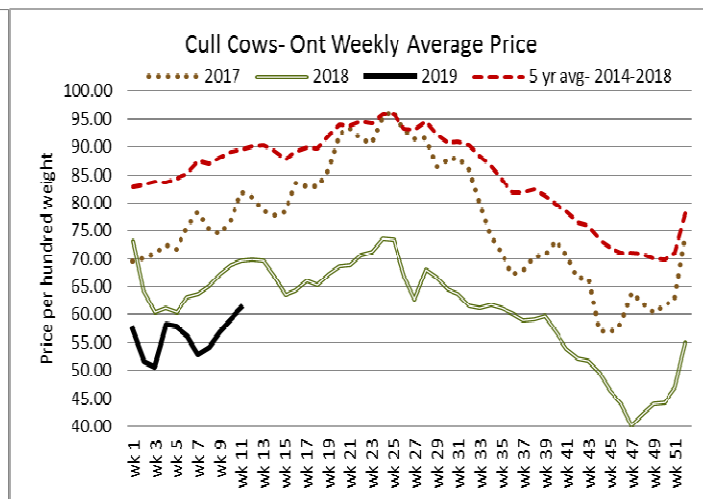
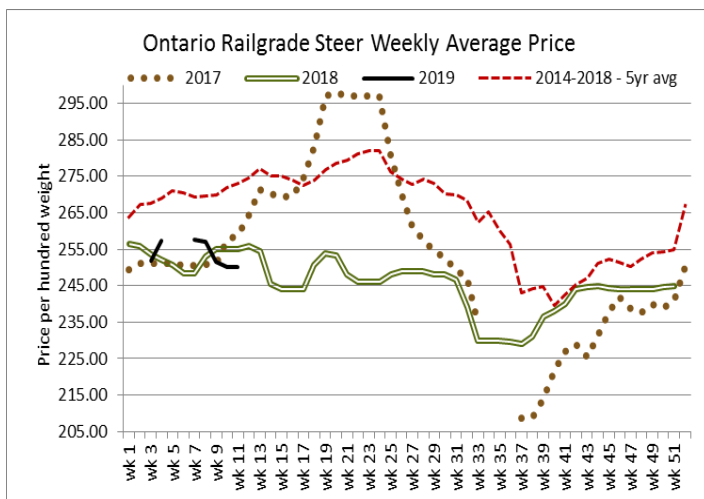
STOCKERS - Large and Medium Frame

STEERS	Volume	Price Range	Average	Top	Last Week Avg
1000+	580	161.60-179.29	171.90	183.00	169.52
900-999	356	160.35-184.31	174.14	188.00	172.17
800-899	446	157.01-186.42	177.68	192.75	176.28
700-799	497	158.70-196.00	182.34	210.00	178.83
600-699	675	171.02-209.94	195.51	220.50	184.77
500-599	313	163.24-218.75	196.38	239.00	191.70
400-499	143	149.96-225.91	194.95	250.00	200.15
-399	54	111.12-190.93	153.56	240.00	178.98

HEIFERS	Volume	Price Range	Average	Top	Last Week Avg
+900	268	114.04-142.79	134.12	170.99	149.24
800-899	235	134.37-158.81	148.10	179.00	148.44
700-799	325	129.13-168.28	151.32	191.00	157.23
600-699	309	132.62-183.28	160.24	205.00	155.54
500-599	345	131.08-185.26	162.33	208.00	165.27
400-499	103	126.73-182.08	151.45	217.50	162.13
300-399	31	92.00-149.68	123.39	207.50	159.12
-299	4	N/T	N/T	N/T	N/T

At Kawartha Lakes Community Sale Barn, March 9, 2019 – 128 cows, 43 veal, 25 stockers, 5 bulls

	Price Range	Avg.	Top
Cows	53.50-77.00	61.03	86.00
Veal 600 lbs+	76.50-123.00	85.04	123.00
Veal 126-300 lbs	30.00-131.58	61.50	131.58



Denfield Livestock Exchange Inc., March 12, 2019: 200 Fed Cattle, 25 Veal, 5 Bulls, 117 Cows & 120 Drop Calves

	Price Range	Top		Price Range	Top
Choice steers	145.00-150.00	171.00	Good beef cows	70.00-80.00	
Good steers	140.00-145.00		Good Holstein cows	65.00-75.00	
Choice heifers	145.00-150.00	156.50	D1 & D2 Cows	55.00-65.00	
Good heifers	140.00-145.00		D3 & D4 Cows	45.00-55.00	
Good Holstein veal	85.00-95.00	119.00	Choice drop calves	\$130.00-\$200.00/hd	
Plain & heavy veal	75.00-85.00		Good drop calves	\$75.00-\$125.00/hd	
Good beef bulls	77.00-96.00		Plain & Newborns	\$30.00-\$60.00/hd	

At Renfrew Pontiac Livestock Ltd.: March 12, 2019 – 12 Veal, 49 Cows, 12 Bulls

	Price Range	Top
Replacement Calves	50.00-130.00	170.00
Cows – D1 & D2	68.00-70.00	78.00
Cows – D3	58.00-76.00	
Cows – D4	44.00-56.00	
Bulls	90.00-101.00	109.00

At Aylmer Stockyards Inc.: March 13, 2019 – 102 Veal, 336 Cows, 46 Fed Cattle, 28 stockers, 2 bulls

	Price Range	Average	Top
Large & Medium Frame Fed Steers +1250 lbs	113.50-142.99	132.89	142.99
Fed heifers, dairy and dairy cross +1250 lbs	66.00-101.49	87.29	101.49
Cows	44.50-80.50	62.29	80.50
Veal over 600 lbs	50.00-115.99	83.39	120.99

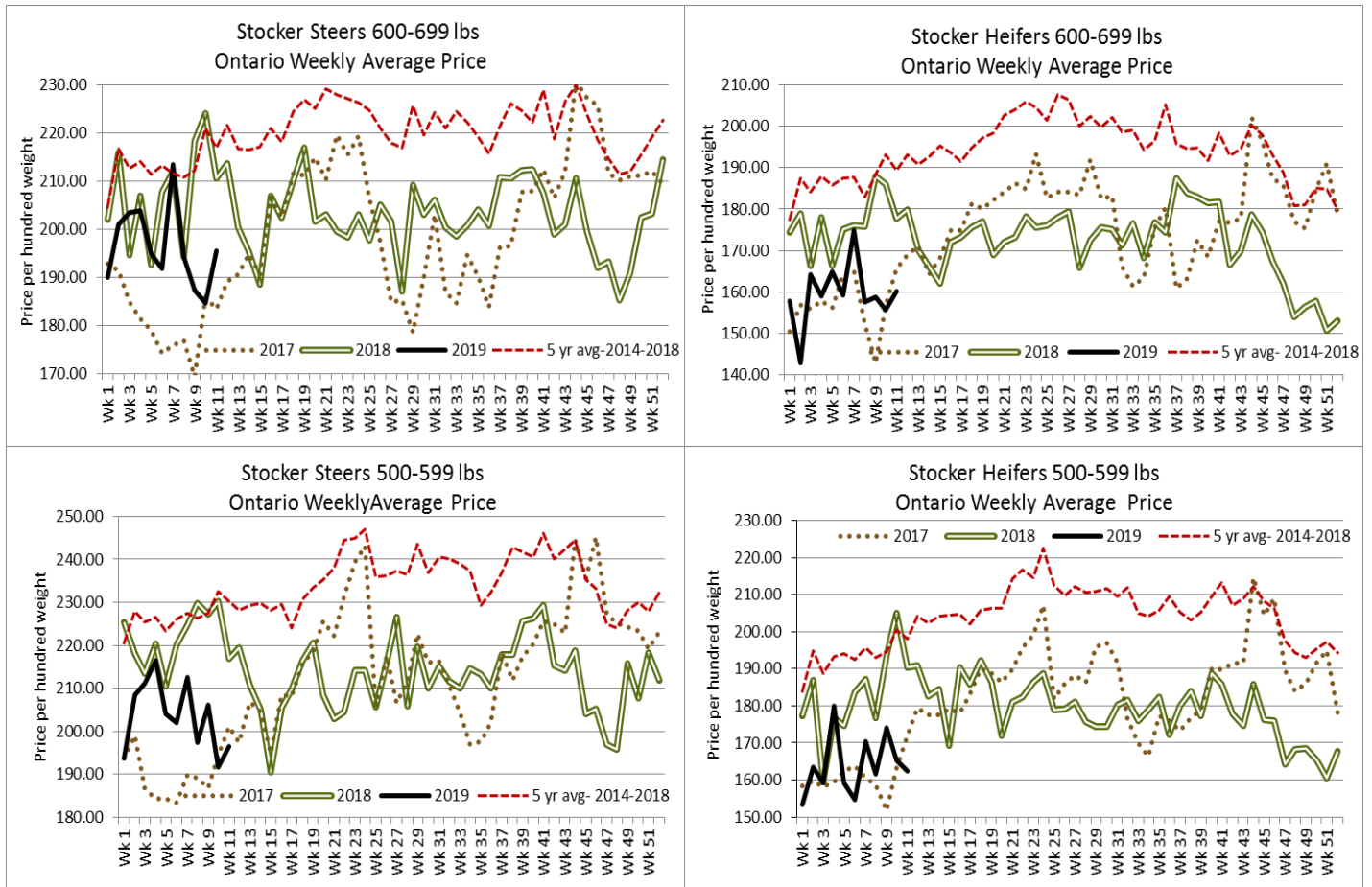
ONTARIO STOCKER & FEEDER TRADE

Stocker sale at **Brussels Livestock: March 8, 2019 – 1,238 Stockers**

Steers	Price Range	Average	Top	Heifers	Price Range	Average	Top
1000+	161.00-181.00	171.50	181.00	900+	121.00-150.00	140.22	166.75
900-999	145.00-188.00	168.85	188.00	800-899	142.00-161.00	151.88	167.50
800-899	169.50-187.00	176.60	187.00	700-799	147.00-175.50	164.65	175.50
700-799	173.00-192.50	184.06	210.00	600-699	133.00-185.00	169.10	185.00
600-699	170.00-207.00	191.03	207.00	500-599	140.00-194.00	176.27	194.00
500-599	167.00-224.00	193.81	224.00	400-499	140.00-180.00	163.40	212.00
400-499	190.00-250.00	222.80	250.00				

Stocker sale at **Keady Livestock Market: March 12, 2019- 1,415 Stockers**

Steers	Price Range	Average	Top	Heifers	Price Range	Average	Top
1000+	114.50-174.00	162.30	174.00	900+	92.50-145.00	138.70	145.00
900-999	178.00-186.00	181.11	186.00	800-899	142.50-173.00	157.75	173.00
800-899	162.00-192.75	185.91	192.75	700-799	136.00-175.50	160.42	175.350
700-799	170.00-207.50	198.30	207.50	600-699	145.00-184.50	166.97	184.50
600-699	200.00-220.50	214.30	220.50	500-599	143.00-208.00	177.65	208.00
500-599	201.00-238.00	227.48	238.00	400-499	130.00-217.50	167.00	217.50
400-499	172.50-247.50	216.07	247.50	300-399	102.50-207.50	146.67	207.50
399-	127.50-205.00	168.13	205.00				



Stocker sale at: **Renfrew Pontiac Livestock: March 12, 2019 – 228 Stockers**

Steers	Price Range	Average	Top	Heifers	Price Range	Average	Top
800-899	119.99-167.99	159.29	167.99	700-799	100.00-138.99	117.79	138.99
700-799	111.00-192.99	150.40	192.99	600-699	126.00-148.99	140.70	148.99
600-699	120.99-220.00	184.29	220.00	500-599	122.50-172.99	152.69	172.99
500-599	147.99-210.00	193.19	210.00	400-499	100.00-139.99	117.99	187.99
400-499	122.99-237.50	176.60	237.50	300-399	117.50-142.50	133.49	142.50

Stocker sale at: **Ontario Livestock Exchange, March 14, 2019– 361 Stockers**

Steers	Price Range	Average	Top	Heifers	Price Range	Average	Top
1000+	89.00-122.0	102.36	148.00	800-899	70.00-128.00	110.64	128.00
800-899	130.00-188.50	169.90	188.50	700-799	95.00-132.00	116.80	132.50
700-799	105.00-162.50	133.15	167.00	600-699	118.00-177.50	147.56	177.50
600-699	65.00-177.50	134.43	214.00	500-599	107.50-137.50	123.14	150.00

Stocker sale at **Ontario Stockyards Inc., March 14, 2019– 766** Stockers

Steers	Price Range	Average	Top	Heifers	Price Range	Average	Top
1000+	115.00-157.00	131.12	157.00	900+	72.00-90.00	81.50	140.00
900-999	147.50-174.50	167.49	174.50	800-899	132.00-155.50	148.54	155.50
800-899	145.00-168.50	162.08	175.00	700-799	115.00-180.50	146.99	191.00
700-799	150.00-190.00	171.13	190.00	600-699	139.00-205.00	164.68	205.00
600-699	162.50-202.00	186.49	211.00	500-599	122.50-177.50	153.31	199.00
500-599	142.50-212.50	185.29	231.00	400-499	130.00-203.00	156.51	203.00
400-499	122.50-214.00	182.63	241.00	300-399	70.00-147.50	115.59	180.00
399-	117.50-185.00	154.79	207.50				

Stocker sale at **Ottawa Livestock Exchange, March 14, 2019– 91** Stockers

Steers	Price Range	Average	Top	Heifers	Price Range	Average	Top
600-699	124.00-166.00	151.33	196.00	600-699	78.00-160.00	142.20	160.00
500-599	112.00-201.00	161.08	201.00	500-599	122.00-160.00	144.80	160.00

LIVE CATTLE EXPORTS-ONTARIO

	Week ending Feb 23, 2019	Week ending Feb 16, 2019	Year to Date
Total live slaughter cattle exported from Ontario to the U.S.	3,040	2,707	20,570
Steers & Heifers & Cows	2,768	2,504	18,802
Bulls	272	203	1,768

AVERAGE CARCASS WEIGHTS – CANADA

	Steers	Heifers
Mar 9, 2019	916	857
Mar 2, 20169	912	843
Mar 10, 2019	917	836

FEDERALLY INSPECTED CANADIAN PROCESSING

	Week Ending Mar 9, 2019	# of hd change from week ago	YTD	% Change (Week Ago)	% Change (Year Ago)
Grand Total	62,248	+2,823	567,027	+5%	+10%
Western Slaughter	48,010	+2,136	433,996	+5%	+11%
Eastern Slaughter	14,238	+687	133,031	+5%	+6%

USDA ESTIMATED CATTLE PROCESSING VOLUME

	Week Ending March 16, 2019	Previous Week	Year Ago
Grand Total	593,000	603,000	601,000

ALBERTA DIRECT TRADE

For the week ending March 14, 2019

Steers	Live FOB	154.00	Rail FOB	257.00-258.50
Heifers	Live FOB	158.00	Rail FOB	257.00-258.50

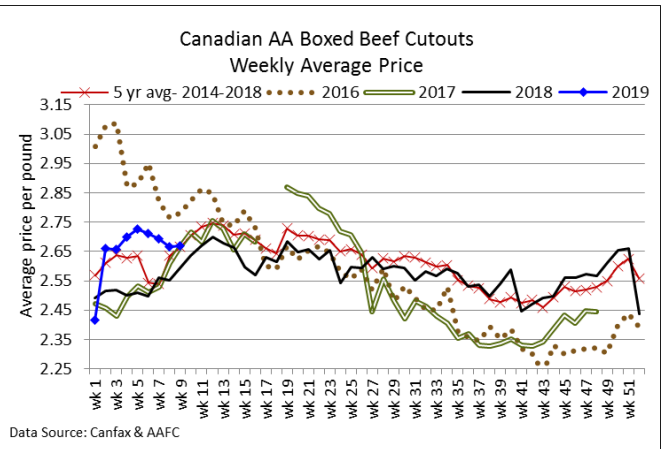
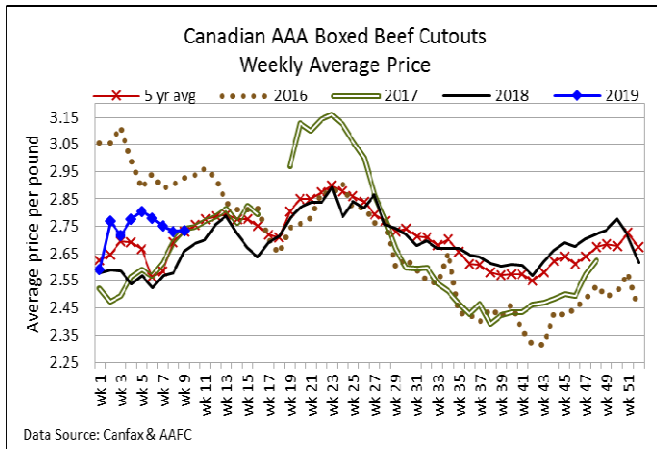
U.S. TRADE (U.S. funds)

For the week ending March 14, 2019

Choice and Select Steers and Heifers:	Live	125.00-129.50
	Rail	203.00-206.00

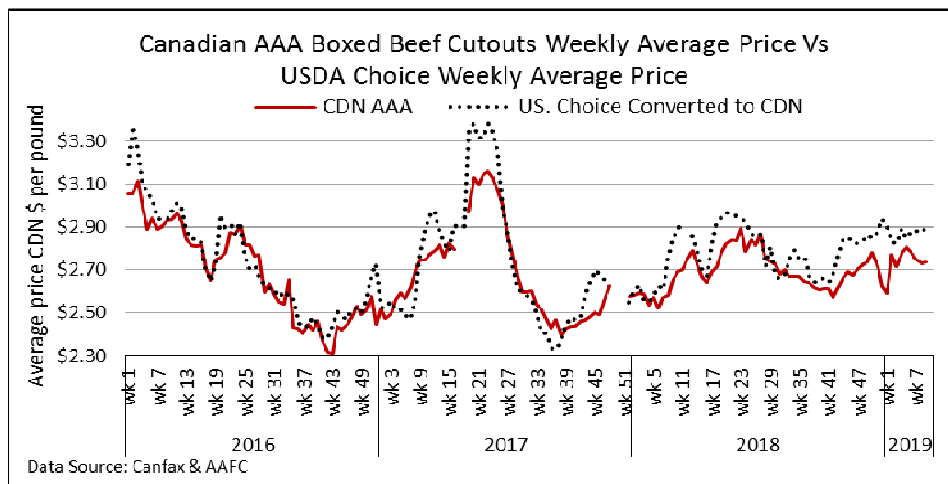
QUEBEC ELECTRONIC AUCTION MARKET (F.O.B. THE FEEDLOT)

	Price	Change from Last Week
For the week ending March 14, 2019	246.00	-2.00



CANADIAN BOXED BEEF CUT-OUT VALUES

Week Ending	AAA	AA
March 1, 2019	2.7358	2.6684
February 22, 2019	2.7325	2.6653
February 15, 2019	2.7520	2.6923
February 8, 2019	2.7804	2.7117



U.S. BOXED BEEF CUT-OUT VALUES (U.S. funds)

	Choice 600-900	Select 600-900
Current Five Day Average:	227.53	219.36

BEEF EXPORTS – CANADA

	United States Jan 1- Dec 31/18	Change from last year YTD	Mexico Jan 1- Dec 31/18	Change from last year YTD
Total	294,760 tonnes	+5% or +14,435 tonnes	15,419 tonnes	-10% or -1,684 tonnes

LIVE CATTLE – CANADA

IMPORTS			EXPORTS		
Jan 1- Dec 31/18			Jan 1- Mar 2/19		
	Import % change from 2017 YTD			Export % change from 2018 YTD	
Pure bred	5,900	-33%	Slaughter steers & heifers & cows	79,477	+41%
Non-pure bred	189,759	+46%	Feeder cattle & calves	33,358	+27%
			Bulls	4,949	+5%

BEEF PRODUCTION – CANADA

	Jan 1 – Mar 9/19	Last Year Same Time	% Change
Fed	181,844 tonnes	162,578 tonnes	+12%
Non-fed	41,077 tonnes	37,297 tonnes	+10%

BEEF IMPORTS – CANADA

	Jan 1 – Mar 9/19	Last Year Same Time	% Change
United States	19,885 tonnes	22,618 tonnes	-12%
Non-CUSMA	9,191 tonnes	15,267 tonnes	-40%
EU-28 (beef/veal total)	839 tonnes	420 tonnes	+100%
Total	30,885 tonnes	39,651 tonnes	-22%

CHICAGO MERCANTILE EXCHANGE

Closing quotes on futures today were as follows:

Live Cattle			Feeder Cattle			Corn			Soybeans			Canadian \$		
Apr	129.10	+1.70	Mar	141.32	+0.22	May	3.732	+3.0	May	9.092	+10.6	Spot	74.93	-0.11
Jun	121.92	+1.57	Apr	146.92	+2.27	Jul	3.822	+2.6	Jul	9.230	+10.6	Mar	74.93	-0.13
Aug	117.72	+1.27	May	148.45	+2.10	Sep	3.886	+2.4	Aug	9.286	+10.4	Jun	75.03	-0.13
Oct	117.90	+1.17	Aug	153.55	+1.52	Dec	3.960	+2.0	Sep	9.332	+10.0	Sep	75.25	-0.13
Dec	120.40	+1.00	Sep	154.00	+1.15	Mar	4.070	+2.0	Nov	9.424	+9.6	Dec	75.40	-0.13
Feb	121.77	+0.80	Oct	153.82	+0.92	May	4.122	+2.2	Jan	9.506	+8.6	Mar	75.56	-0.12

Beef Farmers of Ontario, 130 Malcolm Road, Guelph, ON N1K 1B1 Phone: (519) 824-0334 Fax: (519) 824-9161 or email: markets@ontariobeef.com

UPCOMING ONTARIO AUCTION MARKETS SPECIAL SALES

Mar 16	2:00 pm	Maple Hill Auctions Ltd	Rollin Acres/Whiskey Hollow Char Bull Sale
Mar 20	10:00 am	Kawartha Lakes Community Sale Barn	KLC Stocker Sale
Mar 23	11:00 am	Denfield Livestock Exchange	Spring Stocker & Bred Cow Sale
Mar 26	11:00 am	Ontario Stockyards Inc	Special Spring All Vaccinated Stocker Sale
Mar 27	2:00 pm	Vankleek Hill Livestock Exchange	Stocker Sale
Mar 30	1:00 pm	Maple Hill Auctions Ltd	Midwestern Ontario Bull Sale
Apr 1	7:00 pm	Maple Hill Auction Ltd	Bi Weekly Stocker Sales Begin
Apr 2	9:00 am	Keady Livestock Market	Regular Schedule Resumes
Apr 3	1:00 pm	Ontario Livestock Exchange	All Vaccinated Stocker Sales on Wednesdays
Apr 3	7:00 pm	Kawartha Lakes Community Sale Barn	Bred Cow Sale
Apr 6	2:00 pm	Keady Livestock Market	Saunders Charolais & Destiny Simmental Bull Sale

Comments for the week ending March 14, 2019

There were 292 fed steers and heifers sold through auction markets this week, down 94 head from last week and 88 less than the same time last year. Fed steers traded from \$115.77-\$144.24 averaging \$131.97 down \$1.37 from last week and \$19.23 below the same time last year. The fed heifers ranged from \$106.44-\$138.88 averaging \$125.46, down \$7.45 from last week and \$22.20 below year ago prices. Auction market reports started out fully steady to up \$3.00-\$5.00 cwt, with quality considered. By Wednesday, a light run saw the good cattle trading steady, while over thirty month cattle were under extreme pressure. The week ended with prices holding steady.

The Ontario railgrade market was light again this week with continued limited interest from one plant. Both steers and heifers were reported at \$250.00 dressed cwt, which is fully steady to last week but \$5.00 below this time last year. Delivery of the cattle sold this week is anywhere from next week to the second week of April.

The Canadian Boxed Beef Report by Kevin Grier noted the boxed beef trade overview for last week in both Canada and the U.S. as: "The U.S. cut-out jumped last week but the Canadian cut-out was probably flat at best. The market tone differential between the two markets was stark. Most U.S. cut-outs were higher but Canadian product was stuck. Demand in the Canadian spot market has continued to be sluggish or disappointing. March break and Lent would not have added anything positive to demand. Canadian packers had work to do last week and it appears that they were willing to trade. Sellers kept product moving in Canada and likely even more so into the United States. The big two have been more willing than ever to move product to the U.S. before there is much erosion."

2,599 cull/fed cows sold through auction markets this week, up 267 head from last week, and 504 more than last year at this time. Cows sold from \$52.15-\$71.77 averaging \$61.18 up \$1.96 from last week, but \$8.55 below last year at this time. Auction markets reported trade as steady to higher with prices up by \$2.00 cwt, with one market noting beef cows up \$5.00-\$10.00 while Holsteins were \$3.00-\$5.00 stronger. The market ended the week steady to stronger.

There were 4,684 stocker and feeder cattle on offer at auction markets this week, up 232 head from last week and 1,225 more than this time last year. Auction markets reported trade the previous Friday as steady on the lighter weights, while good quality yearlings were steady and second cut yearlings were trading easier. As the week progressed, trade was steady with good quality trading actively on good demand, while plainer types were selling under pressure. By Thursday the good quality cattle were steady to lower, with plainer types under pressure and up to \$5.00-\$15.00 cwt lower. Good quality grass cattle were bringing a premium. Actual average prices this week saw steers 400-500 lbs down \$5.20 from last week on average, 500-600 lbs up \$4.68, 600-700 lbs up \$10.74, 700-800 lbs up \$3.51, 800-900 lbs up \$1.40, 900-1000 lbs up \$1.97 and steers 1000 lbs and over averaged \$2.38 stronger than last week on average. Heifers 400-500 lbs were down \$10.68, 500-600 lbs down \$2.94, 600-700 lbs up \$4.70, 700-800 lbs down \$5.91, 800-900 lbs down \$0.34 and heifers 900 lbs and over averaged \$15.12 below last week's weighted average prices.

The Quebec electronic market this week traded at \$246.00 dressed cwt, down \$2.00 from last week on average.

Alberta direct trade was stronger again this week with Canfax noting dressed deals at \$260.00 delivered on a dressed basis, up \$2.00-\$4.00 from last week. Canfax reported prices on a picked up basis at \$154.00 live for steers and \$158.00 for heifers which is steady to last week. On the rail steers and heifers traded from \$257.00-\$258.50 averaging \$258.26 for steers, up \$3.47 on average. Heifers averaged \$258.42 up \$3.09. Canfax reported: "US buying interest was noted, depending on freight and dressing percentage US bids are working back to the mid 150's on a live basis. All reported cash sales have traded locally thus far. The lions share of the cattle that have traded were being scheduled for the week of March 25th delivery. Lift times are tightening which is positive."

US cash cattle trade for the week ending March 8th, was fully steady with the week before. The USDA Mandatory Price Report listed live sales for the week from \$126.50-\$131.00 with steers averaging \$128.15 down \$0.07, while heifers averaged \$128.01 down \$0.05. On the rail prices for the week ranged from \$203.00-\$207.00 dressed with steers averaging \$205.07, no change, while heifers averaged \$204.78 down \$0.14.

This week the US cash market has seen a couple of sales here and there through the first half of the week with dressed sales from \$203.00-\$206.00, mostly \$204.00 which is \$1.00 lower. A light test on a live basis has been noted from \$125.00-\$129.50, mostly \$127.00 which is also \$1.00 lower than last week. At the Fed Cattle Exchange online auction on Wednesday, there were 755 head on offer, in 9 lots with delivery in 1-9 days. Asking prices ranged from \$126.50-\$128.00 live, with only two lots receiving bids at \$126.50 which the

sellers passed, leaving the market untested. Wednesday afternoon the cash market was light to moderate in areas, with prices generally \$1.00 lower than last week on average. Live sales ranged from \$125.00-\$128.50, most at \$127.00 while dressed deals were from \$203.00-\$206.00 averaging \$204.00 cwt. On Thursday the market was very quiet as much of the U.S. was hit with a severe storm. Agcenter.com notes: "Inclement weather shows no respect for the structured elements of a physical world. Gale sized winds crossed the plains and wreaked havoc on daily commerce. Electrical outages were common from Amarillo to Denver. Slaughter sessions were interrupted because of transportation and electrical problems. The problems in Nebraska were equally severe and ongoing. Flooding throughout the state caused road closings, bridge gaps, and other human and cattle interference. Most of the packing plants were not completing kill shifts with all struggling to get cattle to the plant. Saturday will make up for some but not all of the slaughter volumes for this week." A few sales were noted on Thursday at \$125.00-\$128.50 live and \$203.00-\$204.00 dressed. Today, the market is quiet with no trade reported. Asking prices remain at \$128.00-\$130.00 on a live basis and \$206.00 dressed. Although there are still a few cattle to sell, it appears that this week's business is completed.