



Weekly Market Information Report for the week ending Thursday March 21, 2019

The following information is collected from various sources and disseminated by Beef Farmers of Ontario.

ONTARIO DIRECT TO PACKER RAILGRADE CATTLE TRADE

Prices are on a carcass weight basis before grade and weight discounts. Weekly Range:

A Grade Steers	250.00-255.00
A Grade Heifers	250.00-255.00

ONTARIO LIVE CATTLE TRADE

Ontario auction sales this week saw weighted average price ranges for:

FED CATTLE	Volume	Price Range	Average	Top	Last Week Avg
Large Frame Steers +1250	64	99.70-141.99	126.66	147.50	132.45
Medium Frame Steers +1250	66	106.11-136.38	120.17	150.00	127.89
Large & Medium Frame Steers +1250	130	102.48-143.22	123.68	150.00	131.97
Large Frame Heifers +1000	93	116.36-141.96	129.21	153.00	128.76
Medium Frame Heifers +1000	107	121.62-138.67	133.86	149.50	116.23
Large & Medium Frame Heifers +1000	200	121.91-146.62	134.00	153.00	125.46
Fed steers, Dairy & Dairy Cross +1250	67	92.56-107.37	101.50	112.00	102.27
Fed heifers, Dairy & Dairy Cross +1000	73	67.62-95.39	80.81	110.00	83.36
Cows - All Weights	2,447	52.08-75.92	62.94	105.00	61.18
Bulls - All Weights	119	78.09-105.53	91.11	132.00	89.96

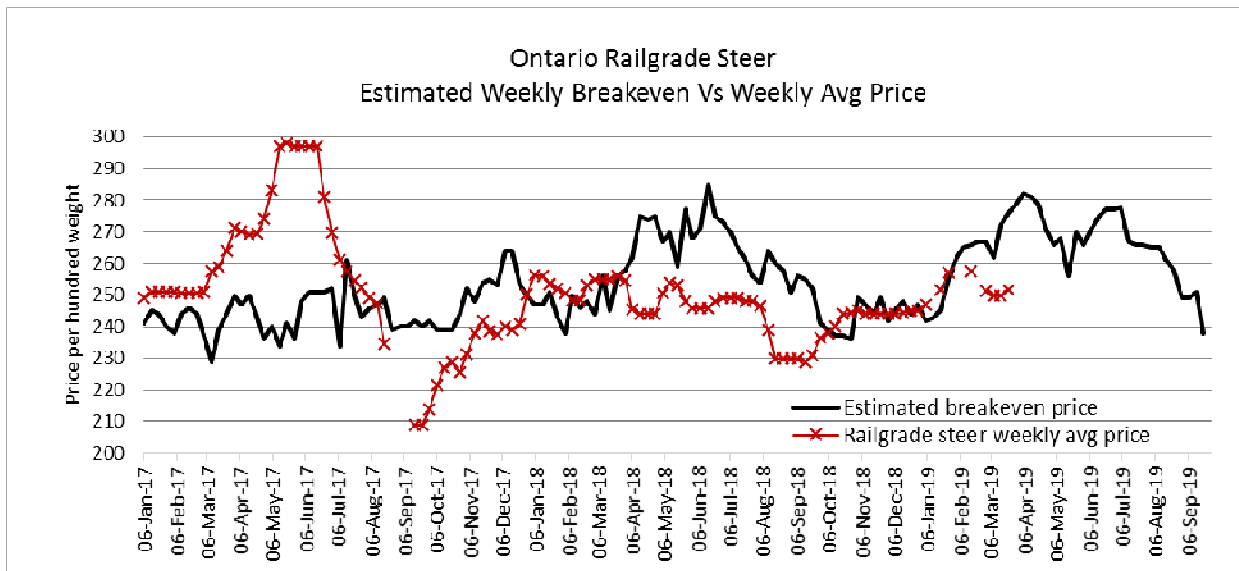
STOCKERS - Large and Medium Frame

STEERS	Volume	Price Range	Average	Top	Last Week Avg
1000+	544	151.31-177.18	163.55	180.50	171.90
900-999	363	145.36-173.33	162.88	183.00	174.14
800-899	475	157.36-183.57	174.02	195.00	177.68
700-799	544	143.25-194.29	175.31	215.00	182.34
600-699	513	162.90-209.00	190.72	246.00	195.51
500-599	318	151.59-224.85	196.74	263.00	196.38
400-499	121	141.15-233.24	196.61	270.00	194.95
-399	42	129.88-190.66	164.07	230.00	153.56

HEIFERS	Volume	Price Range	Average	Top	Last Week Avg
+900	285	123.40-155.55	139.29	175.00	134.12
800-899	295	131.87-174.56	154.63	193.99	148.10
700-799	406	129.72-172.54	155.34	188.00	151.32
600-699	517	122.61-180.25	157.90	202.00	160.24
500-599	344	129.42-197.19	170.37	215.00	162.33
400-499	133	114.24-186.20	152.48	228.00	151.45
300-399	31	111.45-159.42	136.53	205.00	123.39
-299	9	127.50-181.94	144.20	225.00	N/T

At Kawartha Lakes Community Sale Barn, March 16, 2019 – 126 cows, 40 veal, 21 stockers, 7 bulls

	Price Range	Avg.	Top
Cows	58.50-85.50	69.93	105.00
Bulls over 1600 lbs	80.00-97.00	89.31	97.00
Veal 600 lbs+	74.00-95.00	84.45	124.00



The information provided on this report is based on weighted averages for actual data collected. Input costs are a guideline only and will vary from producer to producer. BFO does not take any responsibility and accepts no legal liability arising from or connected to damages or losses experienced by producers when using this information. This is to be used at your own risk.

Denfield Livestock Exchange Inc., March 19, 2019: 200 Fed Cattle, 25 Veal, 5 Bulls, 117 Cows & 120 Drop Calves

	Price Range	Top		Price Range	Top
Choice steers	150.00-155.00		Good beef cows	65.00-75.00	88.00
Good steers	145.00-150.00		Good Holstein cows	60.00-70.00	
Choice heifers	150.00-155.00	177.00	D1 & D2 Cows	50.00-60.00	
Good heifers	145.00-150.00		D3 & D4 Cows	40.00-50.00	
Good Holstein veal	100.00-110.00		Choice drop calves	\$130.00-\$200.00/hd	\$280.00/hd.
Plain & heavy veal	80.00-90.00		Good drop calves	\$80.00-\$120.00/hd	
Good beef bulls	81.50-110.00	124.00	Plain & Newborns	\$30.00-\$70.00/hd	

At Aylmer Stockyards Inc.: March 20, 2019 –73 Veal, 227 Cows, 36 Fed Cattle, 34 stockers, 3 bulls

	Price Range	Average	Top
Fed heifers, dairy and dairy cross +1250 lbs	68.00-100.49	82.39	100.49
Cows	40.99-85.99	62.39	96.99
Veal over 600 lbs	65.00-116.99	83.19	130.00

ONTARIO STOCKER & FEEDER TRADE

Stocker sale at **Brussels Livestock: March 15, 2019 – 1,387 Stockers**

Steers	Price Range	Average	Top	Heifers	Price Range	Average	Top
1000+	153.00-179.50	167.23	179.50	900+	126.50-158.00	138.32	170.00
900-999	135.00-172.00	155.26	178.00	800-899	112.00-172.25	144.28	172.25
800-899	153.00-185.00	172.57	195.00	700-799	140.00-177.50	161.87	187.00
700-799	165.00-195.50	179.50	195.50	600-699	140.00-169.00	154.27	169.00
600-699	170.00-203.00	189.26	208.00	500-599	120.00-187.00	160.23	187.00
500-599	152.00-215.00	191.90	232.00	400-499	112.00-160.00	140.44	170.00
400-499	170.00-220.00	201.83	234.00	300-399	140.00-175.00	160.00	175.00
399-	117.00-230.00	180.00	230.00				

Stocker sale at: **Community Livestock Exchange: March 19, 2019 – 121 Stockers**

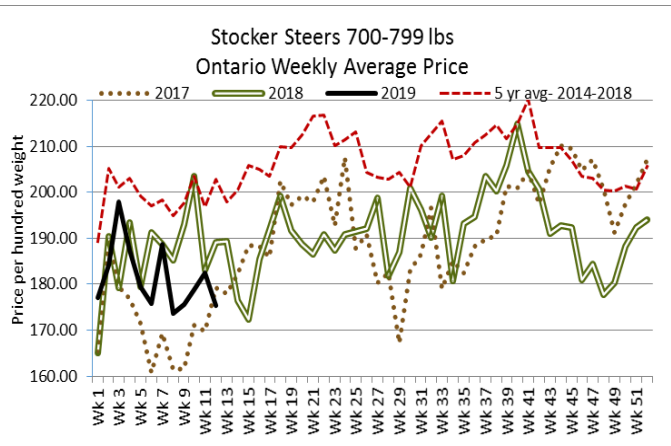
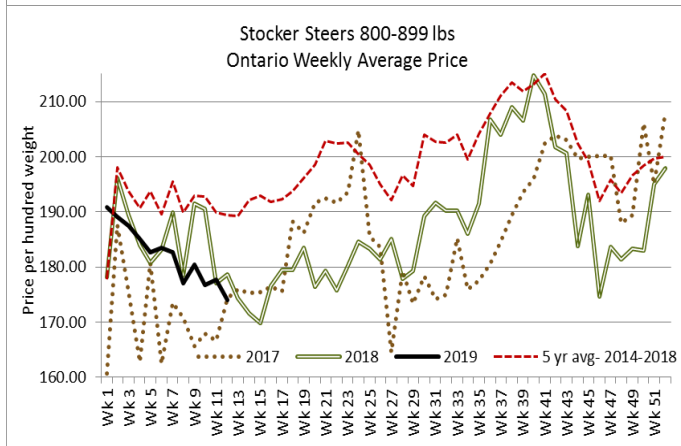
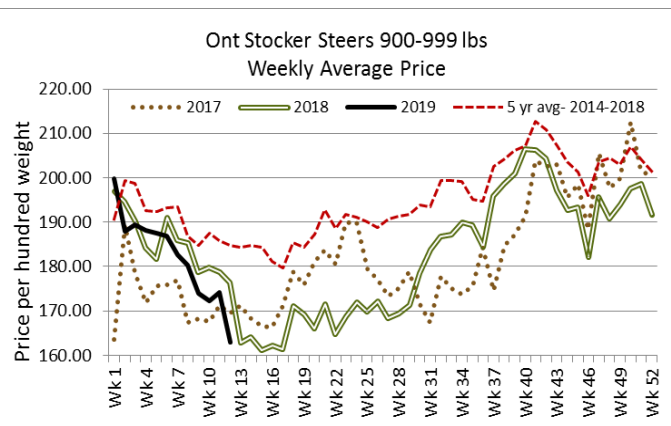
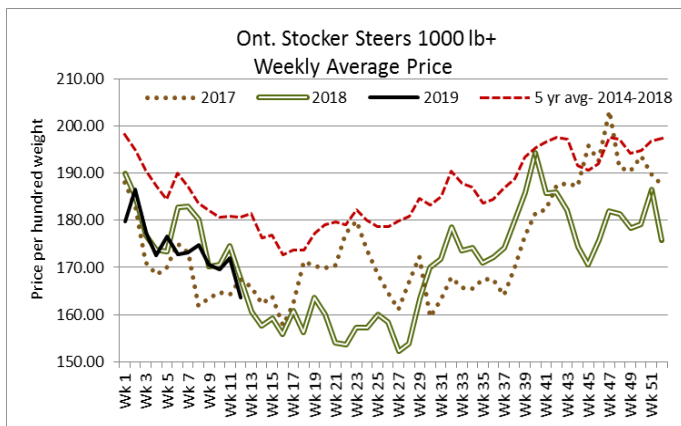
Steers	Price Range	Average	Top	Heifers	Price Range	Average	Top
700-799	122.50-176.00	152.89	176.00	600-699	100.00-156.00	126.49	181.00
600-699	120.99-194.99	157.60	194.99	500-599	122.50-194.99	165.90	194.99
500-599	125.00-212.99	190.59	212.99				
400-499	127.49-220.00	194.30	220.00				

Stocker sale at: **Renfrew Pontiac Livestock: March 19, 2019 – 259 Stockers**

Steers	Price Range	Average	Top	Heifers	Price Range	Average	Top
900-999	160.00-160.00	160.00	160.00	900+	106.00-151.00	141.70	151.00
800-899	150.00-175.00	166.99	175.00	700-799	119.99-163.99	158.20	163.99
700-799	117.50-189.99	174.79	189.99	600-699	127.00-186.00	166.39	186.00
600-699	147.50-218.99	191.19	218.99	500-599	148.99-182.49	173.70	182.49
500-599	131.00-216.00	194.39	216.00				

Stocker sale at **Ontario Livestock Exchange: March 20, 2019 – 554 Stockers**

Steers	Price Range	Average	Top	Heifers	Price Range	Average	Top
1000+	155.00-180.50	164.77	180.50	900+	Not enough sold		
900-999	173.50-183.00	178.36	183.00				
800-899	175.00-185.00	182.31	185.00				
700-799	183.50-191.50	187.67	191.50				
600-699	180.00-190.50	188.40	190.50				



ONTARIO STOCKER & FEEDER TRADE SPECIAL SPRING SALES

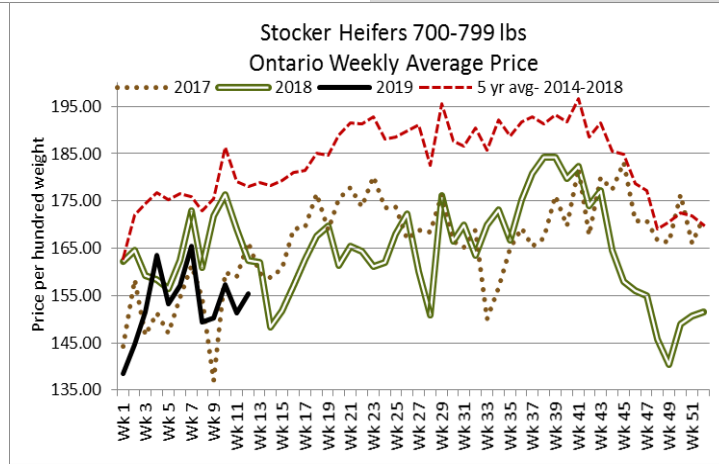
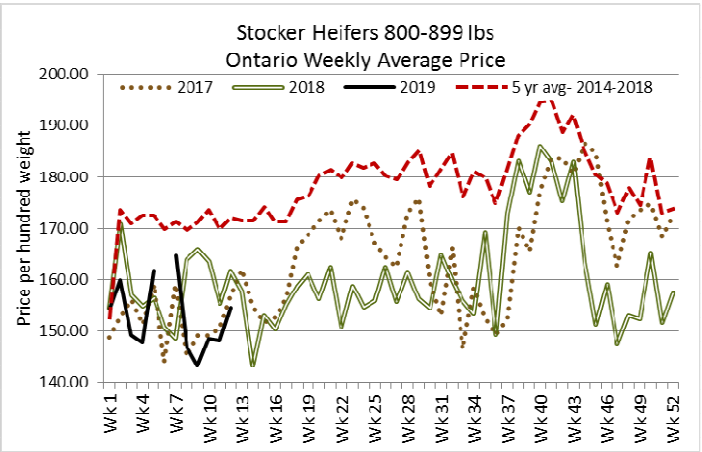
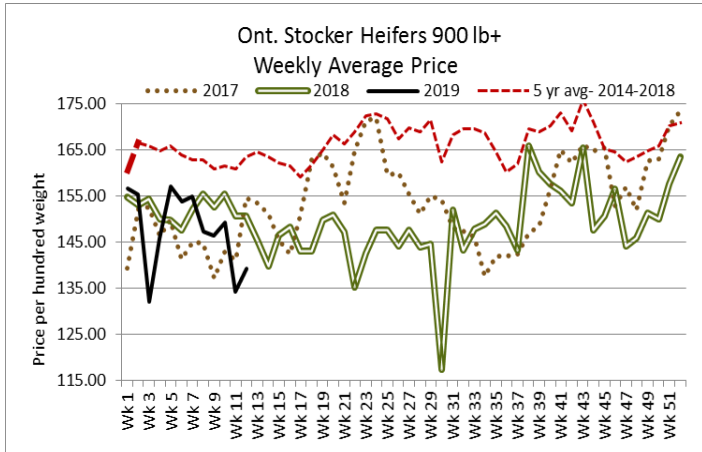
Stocker sale at **Community Livestock Exchange, March 15, 2019- 799 stockers**

Steers	Price Range	Average	Top	Heifers	Price Range	Average	Top
1000+	150.00-170.99	167.10	170.99	900+	80.00-134.00	124.59	134.00
900-999	155.00-170.99	167.50	170.66	800-899	120.99-193.99	152.40	193.99
800-899	146.99-187.00	176.80	187.00	700-799	114.99-180.00	151.69	180.00
700-799	110.00-202.00	172.10	202.00	600-699	109.00-189.99	159.80	189.99
600-699	147.50-210.19	193.79	210.19	500-599	114.99-208.99	181.00	208.99
500-599	114.99-222.00	189.19	222.00	400-499	119.99-212.00	174.10	212.00
400-499	122.50-231.00	199.39	231.00	300-399			

Quinte Cattleman's Association – Spring Stocker Sale- 90%+ vaccinated. Top quality cattle sold on a steady demand while plain cattle were under great pressure. Overall steer price averages were moderately below the Ontario average while heifer price averages were somewhat higher in most weight categories.

Stocker sale at **Kawartha Lakes Community Sale Barn: March 20, 2019 – 554 Stockers**

Steers	Price Range	Average	Top	Heifers	Price Range	Average	Top
1000+	142.50-180.00	165.93	180.00	900+	150.00-169.25	164.59	169.25
900-999	118.00-176.00	168.03	176.00	800-899	150.00-169.00	159.95	169.00
800-899	168.00-189.00	179.89	189.00	700-799	150.00-188.00	171.25	188.00
700-799	142.50-215.00	187.97	215.00	600-699	141.00-187.00	172.14	202.00
600-699	195.00-240.00	217.48	246.00	500-599	157.50-215.00	187.03	215.00
500-599	170.00-263.00	214.93	263.00	400-499	100.00-228.00	164.64	225.00
400-499	125.00-270.00	197.42	270.00	300-399	102.50-147.50	126.50	147.50
399-	152.50-187.50	176.18	187.50				



LIVE CATTLE EXPORTS-ONTARIO

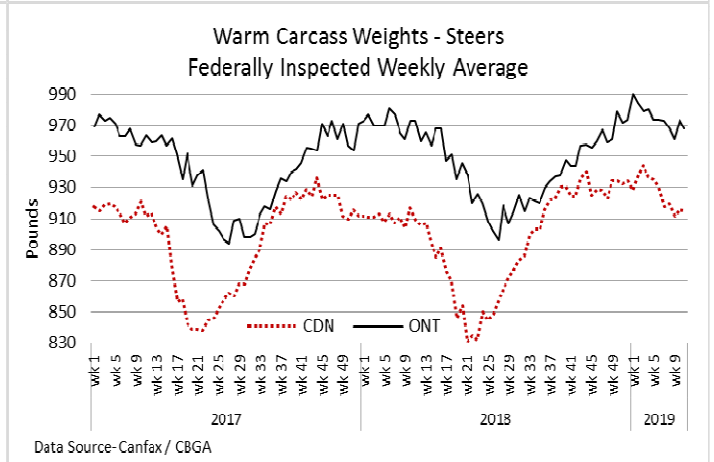
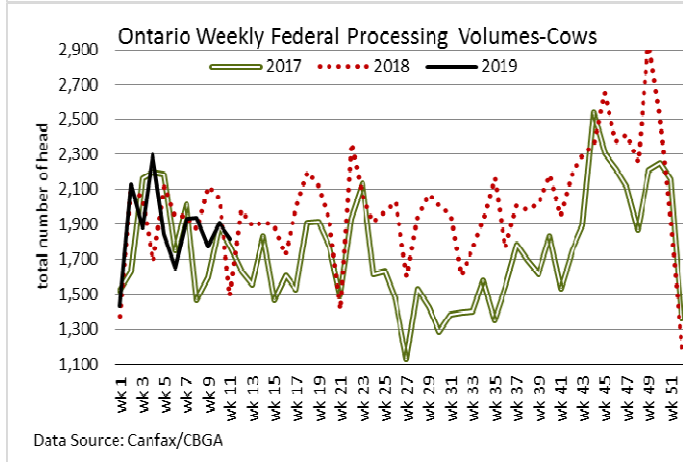
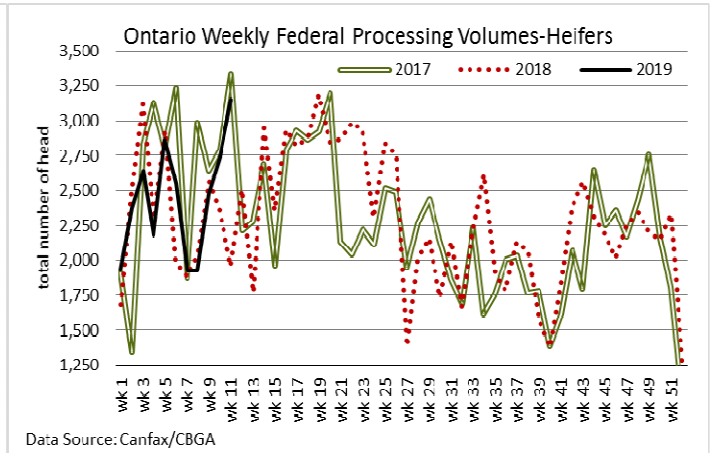
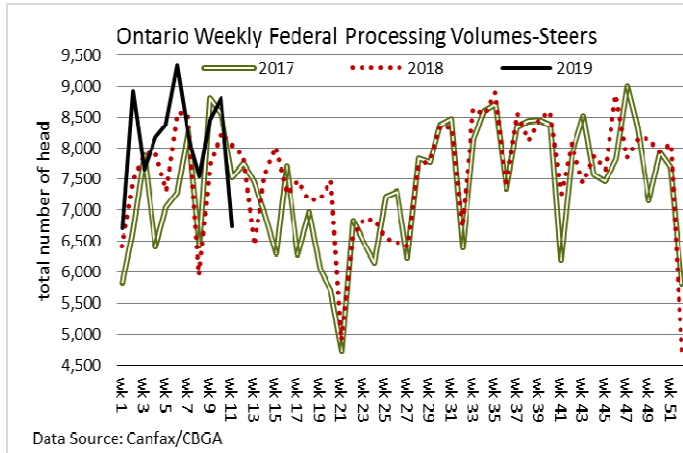
	Week ending Mar 2, 2019	Week ending Feb 23, 2019	Year to Date
Total live slaughter cattle exported from Ontario to the U.S.	2,484	3,040	23,054
Steers & Heifers & Cows	2,408	2,768	21,205
Bulls	81	272	1,849

AVERAGE CARCASS WEIGHTS – CANADA

	Steers	Heifers
Mar 16, 2019	915	850
Mar 9, 20169	916	857
Mar 17, 2019	909	834

FEDERALLY INSPECTED CANADIAN PROCESSING

	Week Ending Mar 16, 2019	# of hd change from week ago	YTD	% Change (Week Ago)	% Change (Year Ago)
Grand Total	60,217	-2,031	627,244	+5%	+9%
Western Slaughter	47,737	-273	481,733	+5%	+11%
Eastern Slaughter	12,480	-1,758	145,511	+5%	+5%



USDA ESTIMATED CATTLE PROCESSING VOLUME

	Week Ending March 23, 2019	Previous Week	Year Ago
Grand Total	631,000	597,000	611,000

ALBERTA DIRECT TRADE

For the week ending March 14, 2019

Steers	Live FOB	156.00	Rail FOB	262.75-263.50
Heifers	Live FOB	156.75	Rail FOB	262.00-264.50

U.S. TRADE (U.S. funds)

For the week ending March 21, 2019

Choice and Select Steers and Heifers:	Live	126.00-130.00
	Rail	203.00-205.00

QUEBEC ELECTRONIC AUCTION MARKET (F.O.B. THE FEEDLOT)

For the week ending March 21, 2019	Price	252.00	Change from Last Week	+6.00
------------------------------------	-------	--------	-----------------------	-------

CANADIAN BOXED BEEF CUT-OUT VALUES

Week Ending	AAA	AA
March 8, 2019	2.7524	2.6666
March 1, 2019	2.7358	2.6684
February 22, 2019	2.7325	2.6653

U.S. BOXED BEEF CUT-OUT VALUES (U.S. funds)

	Choice 600-900	Select 600-900
Current Five Day Average:	228.53	218.40

BEEF EXPORTS – CANADA

	United States Jan 1- Dec 31/18	Change from last year YTD	Mexico Jan 1- Dec 31/18	Change from last year YTD
Total	294,760 tonnes	+5% or +14,435 tonnes	15,419 tonnes	-10% or -1,684 tonnes

LIVE CATTLE – CANADA

IMPORTS		Import % change from 2017 YTD	EXPORTS		Export % change from 2018 YTD
Jan 1- Dec 31/18			Jan 1- Mar 9/19		
Pure bred	5,900	-33%	Slaughter steers & heifers & cows	89,467	+39%
Non-pure bred	189,759	+46%	Feeder cattle & calves	41,501	+28%
			Bulls	5,445	+3%

BEEF PRODUCTION – CANADA

	Jan 1 – Mar 16/19	Last Year Same Time	% Change
Fed	201,496 tonnes	181,404 tonnes	+11%
Non-fed	44,976 tonnes	40,984 tonnes	+10%

BEEF IMPORTS – CANADA

	Jan 1 – Mar 16/19	Last Year Same Time	% Change
United States	21,296 tonnes	24,561 tonnes	-13%
Non-CUSMA	9,710 tonnes	16,955 tonnes	-43%
EU-28 (beef/veal total)	1,006 tonnes	421 tonnes	+139%
Total	33,108 tonnes	43,458 tonnes	-24%

CHICAGO MERCANTILE EXCHANGE

Closing quotes on futures today were as follows:

Live Cattle		Feeder Cattle		Corn		Soybeans		Canadian \$	
Apr	129.72 -0.17	Mar	143.00 +0.22	May	3.782 +2.0	May	9.036 -6.6	Spot	74.55 -0.20
Jun	123.50 -0.40	Apr	148.80 -0.12	Jul	3.874 +2.0	Jul	9.172 -7.0	Jun	74.70 -0.21
Aug	120.02 +0.05	May	154.05 +0.05	Sep	3.932 +1.4	Aug	9.232 -7.0	Sep	74.86 -0.21
Oct	120.85 +0.20	Aug	159.32 +0.52	Dec	4.000 +1.2	Sep	9.284 -6.6	Dec	75.01 -0.21
Dec	123.32 +0.20	Sep	159.95 +0.95	Mar	4.102 +1.2	Nov	9.237 -7.2	Mar	75.17 -0.21
Feb	124.60 +0.27	Oct	159.92 +1.30	May	4.150 +0.6	Jan	9.450 -8.0	Jun	75.29 -0.21

Beef Farmers of Ontario, 130 Malcolm Road, Guelph, ON N1K 1B1 Phone: (519) 824-0334 Fax: (519) 824-9161 or email: markets@ontariobeef.com

UPCOMING ONTARIO AUCTION MARKETS SPECIAL SALES

Mar 16	2:00 pm	Maple Hill Auctions Ltd	Rollin Acres/Whiskey Hollow Char Bull Sale
Mar 20	10:00 am	Kawartha Lakes Community Sale Barn	KLC Stocker Sale
Mar 23	11:00 am	Denfield Livestock Exchange	Spring Stocker & Bred Cow Sale
Mar 26	11:00 am	Ontario Stockyards Inc	Special Spring All Vaccinated Stocker Sale
Mar 27	2:00 pm	Vankleek Hill Livestock Exchange	Stocker Sale
Mar 30	1:00 pm	Maple Hill Auctions Ltd	Midwestern Ontario Bull Sale
Apr 1	1:00 pm	David Carson Farms/Auctions	Grass Stocker Sale
Apr 1	7:00 pm	Maple Hill Auction Ltd	Bi Weekly Stocker Sales Begin
Apr 2	9:00 am	Keady Livestock Market	Regular Schedule Resumes
Apr 3	1:00 pm	Ontario Livestock Exchange	All Vaccinated Stocker Sales on Wednesdays
Apr 3	7:00 pm	Kawartha Lakes Community Sale Barn	Bred Cow Sale
Apr 6	2:00 pm	Keady Livestock Market	Saunders Charolais & Destiny Simmental Bull Sale

Comments for the week ending March 21, 2019

330 fed steers and heifers sold through auction markets this week, up 38 head from last week and 33 less than the same time last year. Fed steers ranged from \$102.48-\$143.22 averaging \$123.68 down \$8.29 from last week and \$24.26 below year ago prices. The fed heifers ranged from \$121.91-\$146.62 averaging \$134.00 up \$8.54 from last week, but \$7.78 below year ago prices. Auction markets reported trade as steady to \$4.00-\$5.00 cwt higher. Over thirty month cattle continued under pressure.

The Ontario railgrade market started out the previous Friday at \$250.00 dressed for all cattle, which was fully steady to the previous week, with limited packer interest. By Monday of this week, all packers were bidding with sales noted from \$250.00-\$255.00 dressed for steers and \$250.00-\$254.00 for heifers, however by noon one packer had pulled their bid. By Wednesday, the market was similar to Monday at \$250.00-\$255.00 dressed, but for both steers and heifers. Also, similar to Monday, one packer pulled their bid by noon. Cattle bought this week are for delivery next week out to the second and third weeks in April. This week's average prices are up \$1.75 from last week and \$4.25 below year ago prices.

2,447 cull/fed cows sold through auction markets this week, down 152 head from last week, and 257 more than last year at this time. Cows sold from \$52.08-\$75.92 averaging \$62.94 up \$1.76 from last week, but \$6.95 below last year at this time. Auction markets reported active trading on strong demand with prices steady to stronger, up \$2.00-\$5.00 cwt in spots. By mid-to-late week the market was steady.

There were 4,940 stocker and feeder cattle on offer at auction markets this week, up 256 head from last week and 885 more than this time last year, with two special sales included. Auction markets reported that the good quality cattle sold steady to lower, while second cut and plainer types were easier to under great pressure, with prices as much at \$5.00-\$15.00 cwt lower. By week's end, trade was fully steady to stronger on all classes. Actual average prices this week saw steers 400-500 lbs up \$1.66 from last week on average, 500-600 lbs up \$0.36, 600-700 lbs down \$4.79, 700-800 lbs down \$7.03, 800-900 lbs down \$3.66, 900-1000 lbs down \$11.26 and steers 1000 lbs plus averaged \$8.35 lower than last week's weighted average prices. Heifers from 400-500 lbs averaged \$1.03 higher than last week, 500-600 lbs up \$8.04, 600-700 lbs down \$2.34, 700-800 lbs up \$4.02, 800-900 lbs up \$6.53 and heifers 900 lbs and over were \$5.17 cwt higher than last week on average.

The Quebec electronic market this week traded at \$252.00 dressed cwt, up \$6.00 from last week on average.

Alberta direct trade on Wednesday was moderate with Canfax noting sales at \$265.00 delivered on a dressed basis, up \$5.00 from last week. Canfax also notes that live sales were slightly higher on the steers and slightly easier on the heifers, from last week's prices, with steers at \$156.00 and heifers \$156.75 on a picked up basis. On Thursday Canfax quoted prices from \$265.00-\$266.00 delivered, up \$5.00-\$6.00 from last week but steady to Wednesday.

US cash cattle trade for the week ending March 16th, was slightly easier with the Mandatory Price Report listing live sales from \$125.00-\$131.00, with steers averaging \$127.14 down \$1.01 from the previous week on average, while heifers averaged \$126.95 down \$1.06. On the rail trade ranged from \$203.00-\$207.00 dressed, with steers averaging \$204.25 down \$0.82 from the week before, while heifers averaged \$204.09 down \$0.69.

This week the US cash market has seen a couple of sales here and there through the first half of the week with dressed sales from \$203.00-\$205.00 and \$126.00-\$130.00 live, which is steady to slightly higher, but not enough to establish a market. On Wednesday, at the Fed Cattle Exchange online auction, there were 596 head on offer, in 6 lots with delivery in 1-9 days. Asking prices ranged from \$129.00-\$130.00 live, but there were no bids or sales to report. Today, a light test has developed in Texas at \$128.00 live, up \$1.00 from last week. Trade in the north is also starting to surface at \$208.00 dressed, up \$4.00 from last week on average. Bids are sitting at \$128.00 live in most feeding states, with bids at \$205.00 dressed in Iowa. Asking prices are firm at \$130.00-\$132.00 live and \$210.00 plus dressed. Business is expected to develop in all feeding states and continue into the afternoon, but it appears the market tone is higher.