



Weekly Market Information Report for the week ending Thursday March 28, 2019

The following information is collected from various sources and disseminated by Beef Farmers of Ontario.

ONTARIO DIRECT TO PACKER RAILGRADE CATTLE TRADE

Prices are on a carcass weight basis before grade and weight discounts. Weekly Range:

A Grade Steers Not enough to establish a market.

A Grade Heifers Not enough to establish a market.

ONTARIO LIVE CATTLE TRADE

Ontario auction sales this week saw weighted average price ranges for:

FED CATTLE	Volume	Price Range	Average	Top	Last Week Avg
Large Frame Steers +1250	87	108.15-150.83	138.47	161.00	126.66
Medium Frame Steers +1250	96	109.48-144.38	134.36	151.00	120.17
Large & Medium Frame Steers +1250	183	121.53-149.78	139.01	161.00	123.68
Large Frame Heifers +1000	92	107.92-142.52	131.00	155.00	129.21
Medium Frame Heifers +1000	54	95.23-135.11	118.62	150.50	133.86
Large & Medium Frame Heifers +1000	146	103.22-141.74	127.98	155.00	134.00
Fed steers, Dairy & Dairy Cross +1250	52	91.54-106.46	99.20	111.00	101.50
Fed heifers, Dairy & Dairy Cross +1000	97	69.89-100.35	82.66	110.00	80.81
Cows - All Weights	2,479	49.96-73.33	60.47	116.99	62.94
Bulls - All Weights	83	82.08-104.95	93.79	133.00	91.11

STOCKERS - Large and Medium Frame

STEERS	Volume	Price Range	Average	Top	Last Week Avg
1000+	498	155.57-171.07	164.65	174.50	163.55
900-999	347	155.51-182.52	168.05	189.50	162.88
800-899	303	155.85-185.32	173.14	193.50	174.02
700-799	438	173.60-199.58	188.85	213.00	175.31
600-699	451	170.90-211.27	194.75	230.00	190.72
500-599	229	180.39-222.12	203.07	235.00	196.74
400-499	126	160.00-209.97	189.28	250.00	196.61
-399	33	131.14-174.21	153.96	232.50	164.07
HEIFERS	Volume	Price Range	Average	Top	Last Week Avg
+900	176	128.29-153.62	140.06	163.00	139.29
800-899	181	130.75-162.55	151.54	174.00	154.63
700-799	276	137.98-178.82	162.03	199.50	155.34
600-699	404	147.10-186.92	167.58	217.00	157.90
500-599	313	142.12-189.96	170.37	222.00	170.37
400-499	99	145.01-182.85	163.55	227.00	152.48
300-399	43	121.87-162.10	144.55	205.00	136.53
-299	9	Not enough to report			144.20

At Kawartha Lakes Community Sale Barn, March 23, 2019 – 177 cows, 25 veal, 46 stockers, 6 bulls

	Price Range	Avg.	Top
Cows	56.00-83.00	66.21	90.00
Bulls under 1600 lbs	57.50-85.00	67.96	85.00
Bulls over 1600 lbs	90.00-107.00	98.79	107.00
Veal 600 lbs+	75.00-120.00	82.32	120.00

Denfield Livestock Exchange Inc., March 26, 2019: 241 Fed Cattle, 43 Veal, 4 Bulls, 94 Cows & 78 Drop Calves

	Price Range	Top		Price Range	Top
Choice steers	150.00-155.00	165.00	Good beef cows	65.00-75.00	81.00
Good steers	145.00-150.00		Good Holstein cows	60.00-70.00	
Choice heifers	150.00-155.00	172.50	D1 & D2 Cows	50.00-60.00	
Good heifers	145.00-150.00		D3 & D4 Cows	40.00-50.00	
Good Holstein veal	100.00-110.00	116.00	Choice drop calves	\$175.00-\$240.00/hd	\$400.00/hd.
Plain & heavy veal	80.00-90.00		Good drop calves	\$100.00-\$160.00/hd	
Good beef bulls	84.00-99.50		Plain & Newborns	\$30.00-\$90.00/hd	
Good Hol bulls	70.00-87.00				

At Aylmer Stockyards Inc.: March 27, 2019 –89 Veal, 232 Cows, 45 Fed Cattle, 91 stockers, 1 bull

	Price Range	Average	Top
Fed heifers, dairy and dairy cross +1250 lbs	74.49-105.00	89.30	105.00
Cows	36.99-83.99	61.19	116.99
Veal over 600 lbs	59.99-118.99	87.50	122.99

ONTARIO STOCKER & FEEDER TRADE

Stocker sale at Brussels Livestock: March 22, 2019 – 1,093 Stockers

Steers	Price Range	Average	Top	Heifers	Price Range	Average	Top
1000+	128.00-158.00	148.21	172.00	900+	140.00-162.00	149.25	163.00
900-999	145.75-181.00	164.95	183.50	800-899	140.00-174.00	163.01	174.00
800-899	173.00-188.50	182.71	188.50	700-799	148.00-184.50	169.61	184.50
700-799	183.00-200.00	190.92	200.00	600-699	148.00-187.50	168.75	188.00
600-699	189.00-221.00	203.90	227.00	500-599	137.00-170.00	159.00	192.00
500-599	211.00-234.00	220.68	234.00	400-499	150.00-185.00	173.67	185.00
400-499	172.00-230.00	205.12	239.00				
399-	185.00-227.00	208.00	227.00				

Stocker sale at: Community Livestock Exchange: March 26, 2019 – 163 Stockers

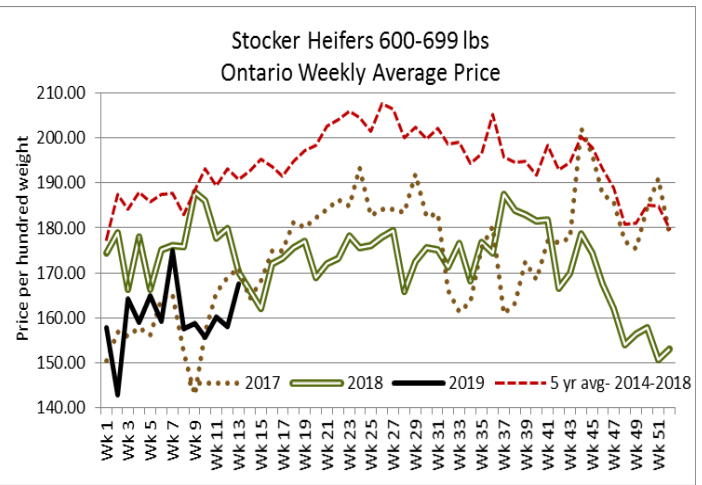
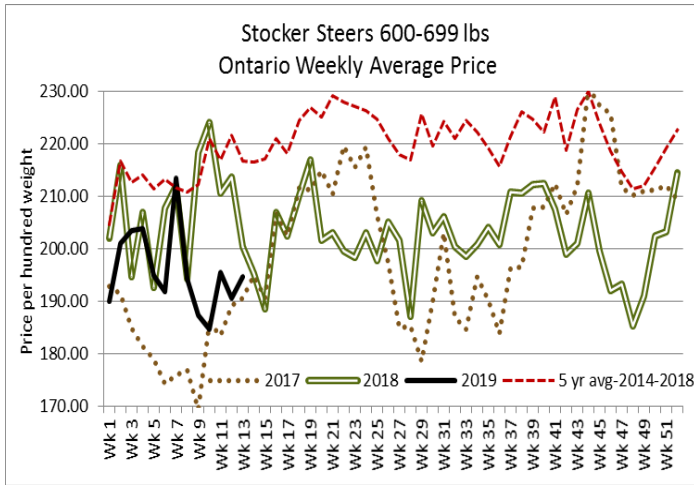
Steers	Price Range	Average	Top	Heifers	Price Range	Average	Top
800-899	110.00-171.99	142.50	171.99	700-799	100.00-161.00	143.99	161.00
700-799	97.49-178.00	153.89	178.00	600-699	130.00-185.00	161.80	185.00
600-699	137.99-200.00	172.79	200.00	500-599	122.50-204.00	182.60	204.00
500-599	140.99-218.00	189.79	218.00				
400-499	87.50-192.50	146.50	208.99				

Stocker sale at: Renfrew Pontiac Livestock: March 26, 2019 – 211 Stockers

Steers	Price Range	Average	Top	Heifers	Price Range	Average	Top
800-899	105.00-179.00	151.89	179.00	700-799	105.00-182.00	161.00	182.00
700-799	104.00-190.99	172.59	190.99	600-699	105.00-183.00	136.60	183.00
600-699	130.00-216.99	200.99	216.99	500-599	107.49-194.99	169.99	194.99
500-599	158.00-231.00	196.99	231.00	400-499	142.50-193.99	162.79	193.99
400-499	177.00-233.99	209.69	233.99	300-399	100.00-169.99	144.39	169.00
399-	122.50-150.00	136.80	200.00				

Stocker sale at Ontario Livestock Exchange: March 27, 2019 – 647 Stockers

Steers	Price Range	Average	Top	Heifers	Price Range	Average	Top
1000+	162.50-174.50	169.12	174.50	800-899	133.00-148.00	145.50	148.00
900-999	168.00-189.50	174.87	189.50				
800-899	179.00-189.50	186.98	189.50				
700-799	174.00-198.00	186.58	198.00				
600-699	150.00-168.00	163.25	168.00				
500-599	180.00-190.00	186.67	190.00				



Stocker sale at: **Ontario Livestock Exchange, March 28, 2019– 327 Stockers**

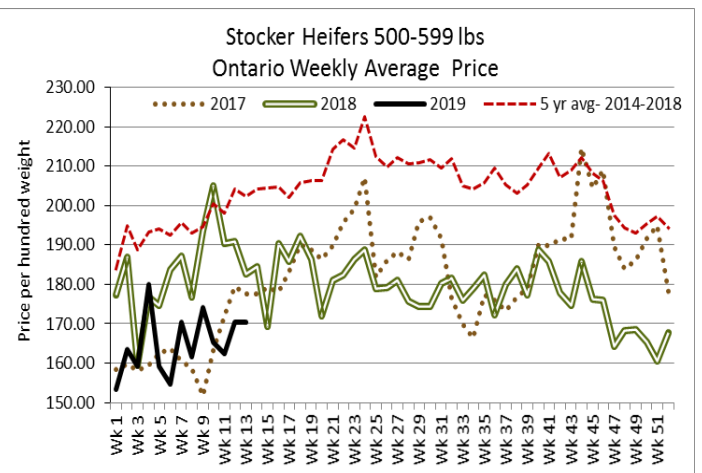
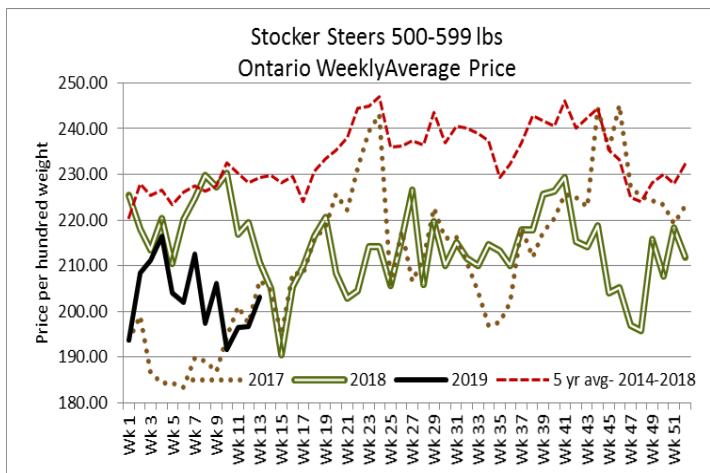
Steers	Price Range	Average	Top	Heifers	Price Range	Average	Top
1000+	87.50-170.00	140.63	170.00	800-899	116.00-143.00	131.50	143.00
900-999	132.00-169.00	150.71	186.00	700-799	127.50-149.00	138.38	149.00
800-899	102.50-170.00	145.63	170.00	600-699	127.50-143.00	138.35	143.00
700-799	145.00-175.00	163.06	175.00	500-599	130.00-157.50	150.00	157.50
600-699	132.50-172.00	162.44	192.50	400-499	151.00-170.00	162.07	170.00
500-599	120.00-185.00	150.66	185.00				
400-499	127.50-187.50	160.00	187.50				

Stocker sale at **Ontario Stockyards Inc., March 28, 2019– 279 Stockers**

Steers	Price Range	Average	Top	Heifers	Price Range	Average	Top
800-899	175.00-189.00	181.36	190.00	700-799	125.00-166.00	147.62	188.00
700-799	175.00-203.00	192.08	203.00	600-699	140.00-176.00	161.90	176.00
600-699	190.00-222.00	202.10	225.00	500-599	158.00-214.00	176.69	214.00
500-599	200.00-235.00	224.48	235.00	400-499	162.50-209.00	186.23	209.00
400-499	200.00-250.00	228.66	250.00				

Stocker sale at **Ottawa Livestock Exchange., March 28, 2019– 96 Stockers**

Steers	Price Range	Average	Top	Heifers	Price Range	Average	Top
700-799	183.00-190.00	186.73	190.00	700-799	116.00-167.00	152.40	167.00
600-699	176.00-202.00	188.67	202.00	600-699	110.00-170.00	136.31	174.00



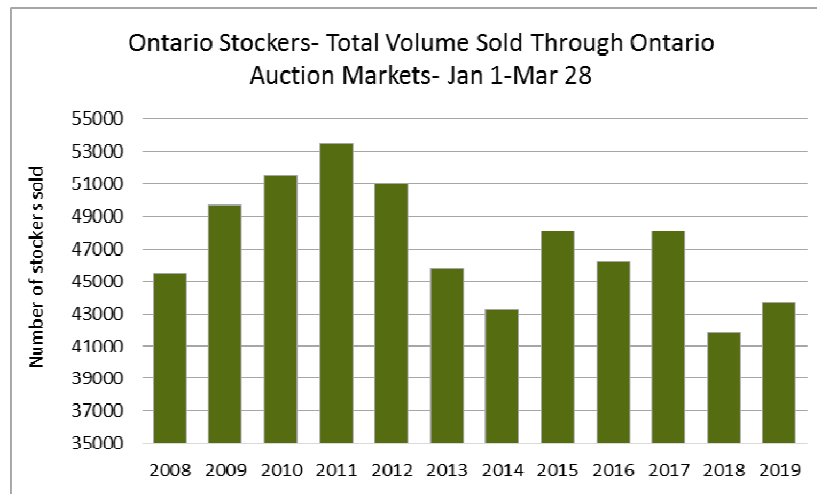
ONTARIO STOCKER & FEEDER TRADE SPECIAL SPRING SALES

Stocker sale at **Ontario Stockyards Inc, March 26, 2019- 703** stockers

Steers	Price Range	Average	Top	Heifers	Price Range	Average	Top
1000+	164.00-166.50	164.50	174.00	900+	152.50-158.00	155.44	158.00
900-999	166.00-178.50	175.11	178.50	800-899	135.00-157.00	150.45	157.00
800-899	173.00-193.50	183.54	193.50	700-799	164.00-191.00	178.00	199.50
700-799	193.00-213.00	204.63	213.00	600-699	186.00-217.00	198.97	217.00
600-699	206.00-230.00	219.80	230.00	500-599	191.00-216.50	204.92	222.00
500-599	216.00-228.00	224.20	234.00	400-499	140.00-181.00	158.91	227.00
400-499	215.00-229.00	220.64	229.00	300-399	175.00-187.50	184.43	187.50

Stocker sale at **Vankleek Hill Livestock Exchange: March 27, 2019 – 269** Stockers

Steers	Price Range	Average	Top	Heifers	Price Range	Average	Top
800-899	122.00-192.00	158.28	192.00	800-899	127.00-138.00	133.93	138.00
700-799	160.00-198.00	179.06	202.00	700-799	114.00-166.00	134.61	166.00
600-699	165.00-224.00	194.56	224.00	600-699	124.00-174.00	154.75	184.00
500-599	172.00-230.00	206.05	230.00	500-599	128.00-192.00	162.42	192.00
400-499	128.00-210.0	182.81	210.00	400-499	142.00-174.00	161.24	174.00



LIVE CATTLE EXPORTS-ONTARIO

	Week ending Mar 9, 2019	Week ending Mar 2, 2019	Year to Date
Total live slaughter cattle exported from Ontario to the U.S.	2,839	2,484	25,893
Steers & Heifers & Cows	2,713	2,408	23,918
Bulls	126	81	1,975

AVERAGE CARCASS WEIGHTS – CANADA

	Steers	Heifers
Mar 23, 2019	914	845
Mar 16, 2019	915	850
Mar 24, 2018	906	842

FEDERALLY INSPECTED CANADIAN PROCESSING

	Week Ending Mar 23, 2019	# of hd change from week ago	YTD	% Change (Week Ago)	% Change (Year Ago)
Grand Total	61,631	+1,414	688,875	+2%	+9%
Western Slaughter	48,084	+347	529,817	+1%	+10%
Eastern Slaughter	13,547	+1,067	159,058	+9%	+5%

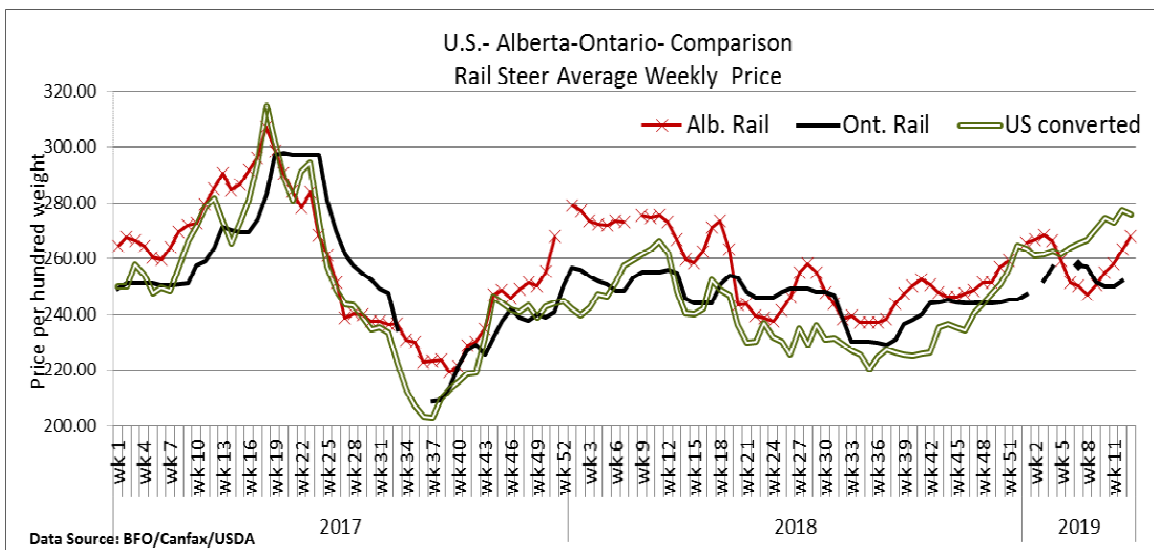
USDA ESTIMATED CATTLE PROCESSING VOLUME

	Week Ending March 30, 2019	Previous Week	Year Ago
Grand Total	614,000	631,000	590,000

ALBERTA DIRECT TRADE

For the week ending March 28, 2019

Steers	Live FOB	158.90-160.35	Rail FOB	266.50-268.50
Heifers	Live FOB	160.35-162.00	Rail FOB	266.50-268.50



U.S. TRADE (U.S. funds)

For the week ending March 28, 2019

Choice and Select Steers and Heifers:	Live	124.00-129.00
	Rail	203.00-207.00

QUEBEC ELECTRONIC AUCTION MARKET (F.O.B. THE FEEDLOT)

	Price	Change from Last Week
For the week ending March 28, 2019	251.00-252.00	-0.75

CANADIAN BOXED BEEF CUT-OUT VALUES

Week Ending	AAA	AA
March 8, 2019	2.7524	2.6666
March 1, 2019	2.7358	2.6684
February 22, 2019	2.7325	2.6653

U.S. BOXED BEEF CUT-OUT VALUES (U.S. funds)

	Choice 600-900	Select 600-900
Current Five Day Average:	228.80	219.28

BEEF EXPORTS – CANADA

	United States Jan 1- Dec 31/18	Change from last year YTD	Mexico Jan 1- Dec 31/18	Change from last year YTD
Total	294,760 tonnes	+5% or +14,435 tonnes	15,419 tonnes	-10% or -1,684 tonnes

LIVE CATTLE – CANADA

IMPORTS	<i>Import % change from 2017 YTD</i>	EXPORTS	<i>Export % change from 2018 YTD</i>		
<i>Jan 1- Dec 31/18</i>		<i>Jan 1- Mar 16/19</i>			
Pure bred	5,900	-33%	Slaughter steers & heifers & cows	101,614	+26%
Non-pure bred	189,759	+46%	Feeder cattle & calves	47,349	-2%
			Bulls	6,234	-7%

BEEF PRODUCTION – CANADA

	<i>Jan 1 – Mar 23/19</i>	<i>Last Year Same Time</i>	<i>% Change</i>
Fed	221,931 tonnes	199,679 tonnes	+11%
Non-fed	48,699 tonnes	44,995 tonnes	+8%

BEEF IMPORTS – CANADA

	<i>Jan 1 – Mar 23/19</i>	<i>Last Year Same Time</i>	<i>% Change</i>
United States	23,084 tonnes	26,858 tonnes	-14%
Non-CUSMA	10,400 tonnes	18,328 tonnes	-43%
EU-28 (beef/veal total)	1,212 tonnes	491 tonnes	+147%
Total	35,863 tonnes	47,385 tonnes	-24%

CHICAGO MERCANTILE EXCHANGE

Closing quotes on futures today were as follows:

Live Cattle		Feeder Cattle		Corn		Soybeans		Canadian \$	
Apr	125.70 -0.82	Apr	145.25 -0.70	May	3.564 -17.4	May	8.842 -5.2	Spot	74.88 +0.48
Jun	119.00 -0.62	May	148.77 -0.90	Jul	3.662 -17.4	Jul	8.976 -5.2	Jun	75.03 +0.47
Aug	115.67 -0.82	Aug	156.25 -0.60	Sep	3.750 -16.0	Aug	9.040 -5.0	Sep	75.18 +0.47
Oct	116.82 -0.57	Sep	157.72 -0.30	Dec	3.846 -13.4	Sep	9.094 -5.0	Dec	75.33 +0.47
Dec	120.30 -0.60	Oct	158.25 -0.12	Mar	3.970 -11.4	Nov	9.190 -4.6	Mar	75.46 +0.46
Feb	122.25 -0.45	Nov	158.02 -0.22	May	4.034 -10.0	Jan	9.280 -4.4	Jun	75.55 +0.43

Beef Farmers of Ontario, 130 Malcolm Road, Guelph, ON N1K 1B1 Phone: (519) 824-0334 Fax: (519) 824-9161 or email: markets@ontariobeef.com

UPCOMING ONTARIO AUCTION MARKETS SPECIAL SALES

Mar 30	1:00 pm	Maple Hill Auctions Ltd	Midwestern Ontario Bull Sale
Apr 1	1:00 pm	David Carson Farms/Auctions	Grass Stocker Sale
Apr 1	7:00 pm	Maple Hill Auction Ltd	Bi Weekly Stocker Sales Begin
Apr 2	9:00 am	Keady Livestock Market	Regular Schedule Resumes
Apr 3	1:00 pm	Ontario Livestock Exchange	All Vaccinated Stocker Sales on Wednesdays
Apr 3	7:00 pm	Kawartha Lakes Community Sale Barn	Bred Cow Sale
Apr 6	2:00 pm	Keady Livestock Market	Saunders Charolais & Destiny Simmental Bull Sale
Apr 13	11:00 am	Denfield Livestock Exchange	Spring Stockers & Bred Cows, Cow/Calf Pairs
Apr 16	11:00 am	Ontario Stockyards Inc	Special Spring All Vaccinated Sale
Apr 17	10:00 am	Kawartha Lakes Community Sale Barn	Spring Stocker Sale
Apr 20	10:00 am	Brussels Livestock	Regular Friday sale moved to Sat-due to Good Friday

Comments for the week ending March 28, 2019

329 fed steers and heifers sold through auction markets this week, which is fully steady to last week and 21 more than the same time last year. Fed steers traded from \$121.53-\$149.78 averaging \$139.01 up \$15.33 from last week and \$7.18 below year ago prices. The fed heifers sold from \$103.22-\$141.74 with a weekly weighted average of \$127.98 down \$6.02 from last week and \$14.91 below year ago prices. Auction markets reported active trading with good packer demand at prices steady to stronger, up to \$3.00-\$5.00 higher on the choice and fancy cattle. By Thursday the market was up \$2.00 cwt. Over thirty month cattle continue under considerable pressure.

The Ontario railgrade market was too light to establish a market this week. The previous Friday sales continued at \$250.00-\$255.00 dressed for steers and \$250.00-\$254.00 for heifers, which was steady. Since Monday there has been no new trade reported, with packer bidding reported as limited.

Federally inspected processing volumes as of March 23rd, in Ontario, are reported at 96,180 head for steers, which is up 4.5% from the same time last year and 8.7% more than the same time in 2017. Fed heifer processing volumes are at 30,354 head, up 9.2% from March 23, 2018, but 3.5% below 2017 volumes. Ontario cull cow processing volumes as of March 23rd are reported at 22,508, down 1% from the same time last year, but 3% higher than March 23, 2017.

2,479 cull/fed cows sold through auction markets this week, up 32 from last week, and 386 more than last year at this time. Cows traded from \$49.96-\$73.33 averaging \$60.47 down \$2.47 from last week and \$9.26 below year ago prices. Auction markets reported trade as steady on a good demand.

3,926 stocker and feeder cattle sold through auction markets this week, down 1,014 from last week but 27 more than last year at this time. At this time, there have been 43,703 head sold through auction markets to date, which is up 4.5% from the same time last year, but 9% less than this time in 2017.

Auction markets reported trade as active at prices steady to stronger early in this reporting period, with calves up to \$5.00-\$10.00 cwt higher while yearlings were up by \$3.00-\$5.00. As the week progressed, trade was reported as steady to stronger with the good quality vaccinated cattle trading fully steady to \$10.00 cwt higher. The market ended the week with prices holding steady, with quality considered. Actual average prices this week saw steers 400-500 lbs averaging \$7.33 lower than last week, 500-600 lbs up \$6.33, 600-700 lbs up \$4.03, 700-800 lbs up \$13.54, 800-900 lbs down \$0.88, 900-1000 lbs up \$5.17 and steers 1000 lbs and over averaged \$1.10 above last week's weighted average prices. Heifers from 400-500 lbs were up \$11.07 on average, 500-600 lbs were fully steady, 600-700 lbs up \$9.68, 700-800 lbs up \$6.69, 800-900 lbs down \$3.09 and heifers 900 lbs and over were up \$0.77 from last week on average.

The Quebec electronic market this week traded from \$251.00-\$252.00 dressed cwt, down \$0.75 from last week on average.

Alberta direct trade this week was reported by Canfax at \$268.00-\$270.00 delivered on a dressed basis, up \$3.00-\$4.00 from last week's market. On a picked up basis, Canfax reported prices from \$158.90-\$162.00 live, with steers averaging \$159.80 up \$3.80, while heifers averaged \$161.36 up \$4.61 from last week on average. Dressed prices, picked up, ranged from \$266.50-\$268.50 with steers averaging \$267.78 up \$4.66, while heifers averaged \$268.25 up \$4.18 from last week. Canfax reports: "Cattle that were bought this were being scheduled for the week of April 8th delivery. Stronger prices week over week and stronger basis levels did encourage producers to market cattle. Fed cattle prices are trading about 0.50 shy of their highs set back in early January."

The US cash cattle trade for the week ending March 22nd, was stronger as the south was up around \$1.00 cwt at \$128.00 live, with greater price advances happening in the north. The USDA Mandatory price report for the week listed live sales from \$126.00-\$133.00, with the top end in the north late Friday. The live steer weekly weighted average price was \$128.96 up \$1.82, while heifers averaged \$128.61 up \$1.66. In the north railgrade prices ranged from \$203.00-\$209.00 dressed, with steers averaging \$207.64 up \$3.39, while heifers averaged \$207.59 up \$3.50.

This week the U.S. cash market developed by Wednesday with prices easing from last week. Business on Wednesday was light to moderate in most feeding states with trade in the south from \$125.00-\$129.00 live, mostly \$126.00, down \$2.00-\$3.00 from last week. Deals in the north ranged from \$204.00-\$207.00 dressed, mostly \$206.00 which is down \$2.00 from last week's weighted average. On Thursday a light test was \$1.00 lower in the south from \$124.00-\$125.00 live, while trade in the north was from \$203.00-\$206.00 dressed, \$2.00-\$3.00 below last week. Today the market is quiet with the bulk of this week's trade completed. A few clean up deals were possible with asking prices on the few remaining cattle at \$127.00 plus live in the south and \$208.00 plus dressed in the north.



Cattle Inventories and Feeder Imports

Ontario cattle inventories were down 0.7% or 11,200 head on January 1, 2019 at 1.59 million head. The decline was driven by smaller dairy heifers (down 4,300 head), steers over one year old (down 3,800) and beef heifers for slaughter (down 2,000 head). Beef and dairy cows were both down half a percent representing 1,300 and 1,800 head respectively. Calves less than one year old were the only category that was up 0.9% or 3,600 head. This reflects the slight increase (6,600 head) in beef and dairy cows from 2017 to 2018, that calved last spring.

The total number of cows, both beef and dairy, have been generally declining in Eastern Canada since 1980. This is not surprising given the competition for land use and urban expansion. At 1.17 million head in 2019, beef and dairy cows in the region are up 1.8% from the 2017 low and steady with 2018. Inventories in the region are being supported by the

Ontario Cattle Inventories, January 1 2019

Thousand Head	2018	2019	% change
Bulls	18.0	17.9	-0.6%
Beef cows	243.3	242.0	-0.5%
Dairy cows	323.7	321.9	-0.6%
Dairy Hfrs	154.4	150.1	-2.8%
Beef Hfrs (brdng)	42.4	40.9	-3.5%
Beef Hfrs (sltr)	127.3	125.3	-1.6%
Steers	274.2	270.4	-1.4%
Calves	422.9	426.5	0.9%
Total	1,606.2	1,595.0	-0.7%

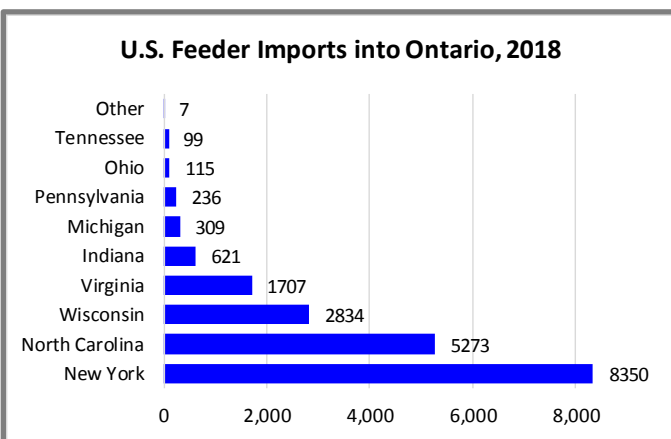
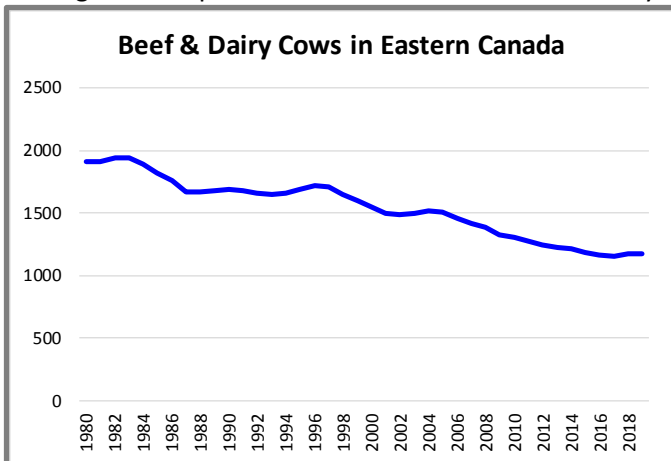
Quebec dairy industry which has expanded by 17,500 head between 2017 and 2019.

From 1983 until 1997, eastern Canada represented around 17.5% of total beef cow inventories. This dropped in the late 1990s and early 2000s and over the last decade has been around 12%.

Of interest to feedlots, is the supply of feeder cattle (beef heifers for slaughter, steers and calves), which was down 2,200 head from last year. However, U.S. feeder imports more than make up from the decline in the local calf crop. In 2018, Canada imported 180,250 head of U.S. feeder cattle. Ontario and Quebec imported 19,550 head and 5,428 head respectively – accounting for 14% of the total. The imports into Quebec almost all came from Vermont. Imports into Ontario primarily came from New York (43%) followed by North Carolina (27%), Wisconsin (14%) and Virginia (9%). The remaining 7% came from other Great Lake and Northeast States.

Therefore, despite a smaller calf crop coming forward fed cattle markets in the region are expected to be up in 2019. Cow marketings this summer will be influenced by weather, both pasture conditions and production of winter feed, as well as margins in the dairy sector both north and south of the border.

- Brenna Grant



CANFAX (West)

180, 6815-8th Street NE, Calgary, AB T2E 7H7
Ph 403-275-5110, Fax 403-275-6943

Website: www.canfax.ca; Email: info@canfax.ca

CANFAX (East)

130 Malcolm Road, Guelph, ON N1K 1B1
Ph 519-824-0334

Email: markets@ontariobeef.com