



Weekly Market Information Report for the week ending Thursday April 4, 2019

The following information is collected from various sources and disseminated by Beef Farmers of Ontario.

ONTARIO DIRECT TO PACKER RAILGRADE CATTLE TRADE

Prices are on a carcass weight basis before grade and weight discounts. Weekly Range:

A Grade Steers No trade or bids reported

A Grade Heifers No trade or bids reported

ONTARIO LIVE CATTLE TRADE

Ontario auction sales this week saw weighted average price ranges for:

FED CATTLE	Volume	Price Range	Average	Top	Last Week Avg
Large Frame Steers +1250	97	126.54-154.76	145.03	161.50	138.47
Medium Frame Steers +1250	74	106.84-151.19	134.10	157.00	134.36
Large & Medium Frame Steers +1250	171	116.42-154.57	140.77	161.50	139.01
Large Frame Heifers +1000	68	115.84-147.61	135.93	157.00	131.00
Medium Frame Heifers +1000	43	105.71-143.72	132.45	152.00	118.62
Large & Medium Frame Heifers +1000	111	109.51-146.72	133.82	157.00	127.98
Fed steers, Dairy & Dairy Cross +1250	86	94.42-109.21	103.13	117.00	99.20
Fed heifers, Dairy & Dairy Cross +1000	92	66.34-95.49	81.65	103.50	82.66
Cows - All Weights	2,067	49.37-75.22	60.65	112.00	60.47
Bulls - All Weights	113	73.08-103.11	88.37	138.99	93.79

STOCKERS - Large and Medium Frame

STEERS	Volume	Price Range	Average	Top	Last Week Avg
1000+	746	151.36-172.19	162.77	176.75	164.65
900-999	569	168.01-181.02	174.65	187.00	168.05
800-899	369	171.54-193.03	183.78	204.50	173.14
700-799	358	165.69-205.22	192.93	217.00	188.85
600-699	303	173.75-222.34	204.94	240.00	194.75
500-599	270	184.74-228.95	213.71	247.00	203.07
400-499	82	147.78-218.23	186.75	245.00	189.28
-399	56	109.30-191.05	165.44	260.00	153.96

HEIFERS	Volume	Price Range	Average	Top	Last Week Avg
+900	194	122.93-153.43	143.38	172.00	140.06
800-899	151	136.92-162.83	150.42	175.00	151.54
700-799	234	135.07-168.92	155.81	181.50	162.03
600-699	317	146.08-184.10	168.83	205.00	167.58
500-599	227	143.33-199.39	174.04	217.00	170.37
400-499	108	142.31-193.54	173.71	210.99	163.55
300-399	26	122.29-173.67	155.01	206.99	144.55
-299	6	N/T	N/T	N/T	N/T

At Kawartha Lakes Community Sale Barn, March 30, 2019 – 116 cows, 17 veal, 46 stockers, 6 bulls

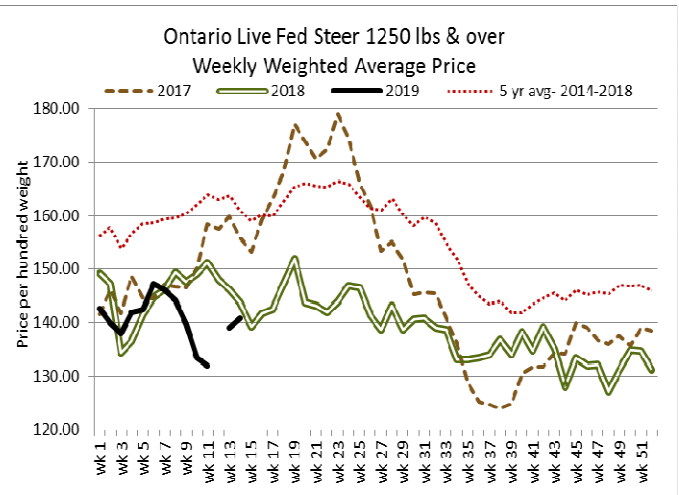
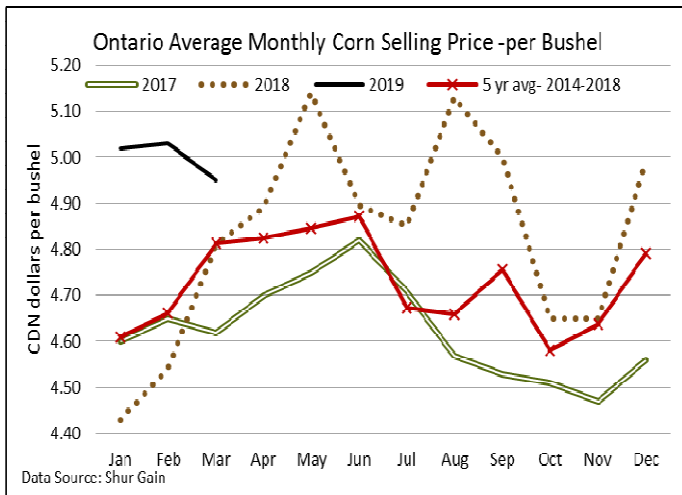
	Price Range	Avg.	Top
Cows	54.50-87.00	64.70	90.00
Bulls under 1600 lbs	83.00-92.50	88.20	92.50
Bulls over 1600 lbs	77.00-97.00	89.73	97.00
Veal 600 lbs+	80.00-117.50	92.18	117.50

Denfield Livestock Exchange Inc., April 2, 2019: 168 Fed Cattle, 43 Veal, 3 Bulls, 95 Cows & 128 Drop Calves

	Price Range	Top		Price Range	Top
Choice steers	155.0-160.00	163.25	Good beef cows	75.00-85.00	92.00
Good steers	150.00-155.00		Good Holstein cows	65.00-75.00	
Choice heifers	15.00-160.00		D1 & D2 Cows	55.00-65.00	
Good heifers	150.00-155.00		D3 & D4 Cows	45.00-55.00	
Good Holstein veal	90.00-100.00	110.00	Choice drop calves	\$175.00-\$250.00/hd	\$510.00/hd.
Plain & heavy veal	75.00-85.00		Good drop calves	\$100.00-\$160.00/hd	
Good beef bulls	81.00-96.00		Plain & Newborns	\$30.00-\$90.00/hd	

At Aylmer Stockyards Inc.: April 3, 2019 –56 Veal, 147 Cows, 16 Fed Cattle, 10 stockers, 7 bulls

	Price Range	Average	Top
Fed heifers, dairy and dairy cross +1250 lbs	62.50-102.00	90.50	102.00
Cows	40.00-81.00	62.19	89.00
Veal over 600 lbs	63.00-112.99	81.79	129.00



ONTARIO STOCKER & FEEDER TRADE

Stocker sale at Brussels Livestock: March 29, 2019 – 1,332 Stockers

Steers	Price Range	Average	Top	Heifers	Price Range	Average	Top
1000+	147.00-165.75	157.66	171.00	900+	136.00-166.50	158.12	172.00
900-999	158.00-173.75	165.77	178.50	800-899	145.00-174.00	159.95	175.00
800-899	176.00-198.00	188.34	198.00	700-799	147.00-174.00	165.38	181.50
700-799	181.00-205.50	196.56	211.00	600-699	150.00-190.00	173.06	205.00
600-699	182.50-221.00	205.79	228.00	500-599	160.00-206.00	185.59	206.00
500-599	207.00-237.00	226.04	237.00	400-499	145.00-196.00	181.07	200.00
400-499	215.00-237.00	224.29	237.00	300-399	165.00-180.00	171.00	180.00
399-	209.00-230.00	219.50	230.00				

Stocker sale at: Community Livestock Exchange: April 2, 2019 – 173 Stockers

Steers	Price Range	Average	Top	Heifers	Price Range	Average	Top
700-799	101.00-194.99	177.49	194.99	600-699	117.50-188.99	161.89	188.99
600-699	130.00-208.99	191.70	208.99	500-599	100.00-188.99	153.49	188.99
500-599	114.99-225.00	182.89	225.00	400-499	110.00-195.99	166.99	195.99

Stocker sale at **Keady Livestock Market, April 2, 2019- 939** stockers

Steers	Price Range	Average	Top	Heifers	Price Range	Average	Top
1000+	160.00-176.75	171.59	176.75	800-899	154.00-165.00	160.60	165.00
900-999	178.50-184.00	181.14	184.00	700-799	158.00-165.00	163.13	165.00
800-899	187.00-193.50	189.98	193.50	600-699	159.00-174.00	165.77	187.00
700-799	193.50-211.00	205.42	211.00	500-599	155.00-217.00	178.23	217.00
600-699	200.00-234.00	220.41	240.00	400-499	177.50-200.00	184.26	205.00
500-599	167.50-231.00	199.36	231.00	300-399	77.50-202.50	155.00	202.50
400-499	155.00-244.00	206.58	244.00				
399	177.50-242.00	224.13	242.00				

Stocker sale at: **Renfrew Pontiac Livestock: April 2, 2019 – 220** Stockers

Steers	Price Range	Average	Top	Heifers	Price Range	Average	Top
800-899	94.99-185.49	156.20	185.49	700-799	132.49-180.00	164.99	180.00
700-799	105.00-204.99	179.49	204.99	600-699	100.00-184.00	163.30	184.00
600-699	137.50-231.00	211.20	231.00	500-599	130.00-205.50	181.29	205.50
500-599	136.00-239.00	202.49	239.00	400-499	130.00-210.99	182.69	210.99
400-499	216.00-222.00	219.20	222.00	300-399	180.00-206.99	197.59	206.99
399-	130.00-227.99	192.99	227.99				

Stocker sale at **Ontario Livestock Exchange: April 3, 2019 – 647** Stockers

Steers	Price Range	Average	Top	Heifers	Price Range	Average	Top
1000+	156.00-176.50	166.47	176.50	N/T			
900-999	160.00-187.00	173.22	187.00				
800-899	187.00-204.50	196.49	204.50				
700-799	205.50-211.50	208.07	211.50				
600-699	195.00-199.50	198.94	199.50				

Stocker sale at: **Ontario Livestock Exchange, April 4, 2019– 270** Stockers

Steers	Price Range	Average	Top	Heifers	Price Range	Average	Top
1000+	121.00-149.00	134.94	149.00	600-699	117.50-151.00	136.17	151.00
900-999	125.00-169.00	162.65	169.00	500-599	121.00-190.00	155.85	195.00
800-899	144.00-172.50	153.77	172.50	400-499	107.50-162.50	139.69	162.50
700-799	105.00-217.00	188.36	217.00				
600-699	157.50-227.00	196.60	230.00				
500-599	167.50-230.00	201.59	230.00				
400-499	52.50-200.00	135.94	232.50				
399-	165.00-255.00	222.92	255.00				

Stocker sale at **Ontario Stockyards Inc., April 4, 2019– 329** Stockers

Steers	Price Range	Average	Top	Heifers	Price Range	Average	Top
1000+	60.00-126.00	92.56	141.00	900+	62.50-100.00	77.28	110.50
900-999	140.00-161.00	157.69	161.00	800-899	139.00-145.00	142.66	145.00
800-899	165.00-189.50	176.05	189.50	700-799	75.00-161.00	114.93	174.00
700-799	175.00-208.00	195.51	216.00	600-699	166.00-199.50	186.09	199.50
600-699	199.00-233.00	213.64	236.00	500-599	160.00-197.00	179.36	197.00
500-599	205.00-238.50	227.62	247.00	400-499	150.00-204.00	179.10	204.00
400-499	187.50-236.00	205.25	245.00				
399-	130.00-260.00	222.74	260.00				

ONTARIO STOCKER & FEEDER TRADE SPECIAL SPRING SALES

Stocker sale at **Carson Farm & Auction: 228** stockers

Steers	Price Range	Heifers	Price Range
1000+	171.00-173.00	900+	165.00
900-999	171.00	800-899	160.00-174.00
800-899	165.00-198.00	700-799	172.00-182.00
700-799	184.00-205.00	600-699	173.00-186.50
600-699	182.00-219.00	500-599	154.00-185.00
500-599	194.00	400-499	144.00-192.50
400-499	195.00-235.00	300-399	163.00
399-	226.00		

ONTARIO BRED COW SALES

Kawartha Lakes Community Sale Barn, April 3, 2019- 114 Bred cows, 38 Cow calf pairs

	Exotic and Exotic X	British and British X
Top quality bred cows	N/T	\$1400-\$1800
Avg quality bred cows	\$1200-\$1600	\$1100-\$1400
Top quality cow/calf pairs	\$2000-\$2700	\$1600-\$2200
Avg quality cow/calf pairs	\$1500-\$1900	\$1300-\$1500

Cows sold on a good demand with lots of buyer interest! (prices are per head & per pair)

LIVE CATTLE EXPORTS-ONTARIO

	Week ending Mar 16, 2019	Week ending Mar 9, 2019	Year to Date
Total live slaughter cattle exported from Ontario to the U.S.	2,897	2,839	28,790
Steers & Heifers & Cows	2,570	2,713	26,488
Bulls	327	126	2,302

AVERAGE CARCASS WEIGHTS – CANADA

	Steers	Heifers
Mar 30, 2019	918	842
Mar 23, 2019	914	845
Mar 31, 2018	907	821

FEDERALLY INSPECTED CANADIAN PROCESSING

	Week Ending Mar 30, 2019	# of hd change from week ago	YTD	% Change (Week Ago)	% Change (Year Ago)
Grand Total	59,286	-2,245	748,161	-4%	+10%
Western Slaughter	45,708	-2,376	575,525	-5%	+12%
Eastern Slaughter	13,578	+31	172,636	0%	+6%

USDA ESTIMATED CATTLE PROCESSING VOLUME

	Week Ending April 6, 2019	Previous Week	Year Ago
Grand Total	621,000	614,000	615,000

ALBERTA DIRECT TRADE

For the week ending April 6, 2019

Steers	Live FOB	158.50	Rail FOB	267.00-268.75
Heifers	Live FOB	N/T	Rail FOB	267.00-268.75

U.S. TRADE (U.S. funds)

For the week ending April 6, 2019

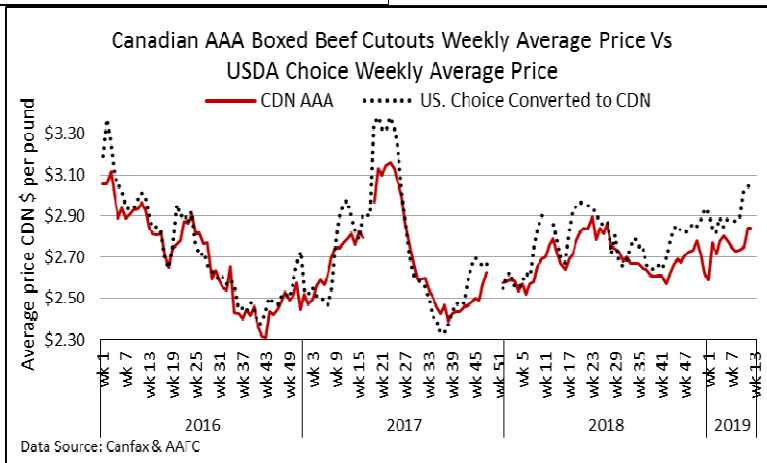
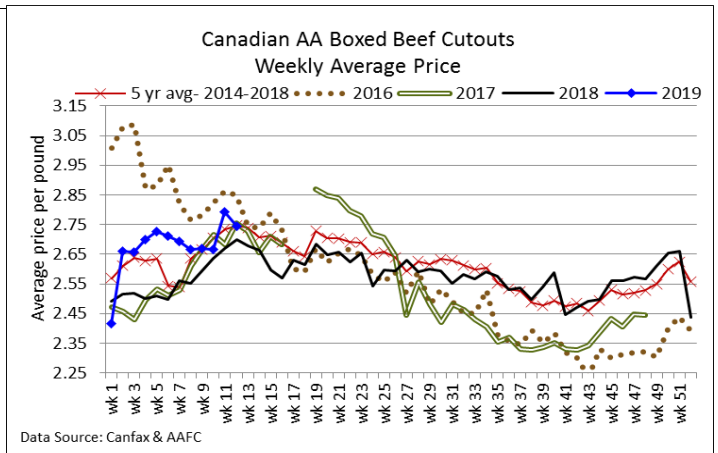
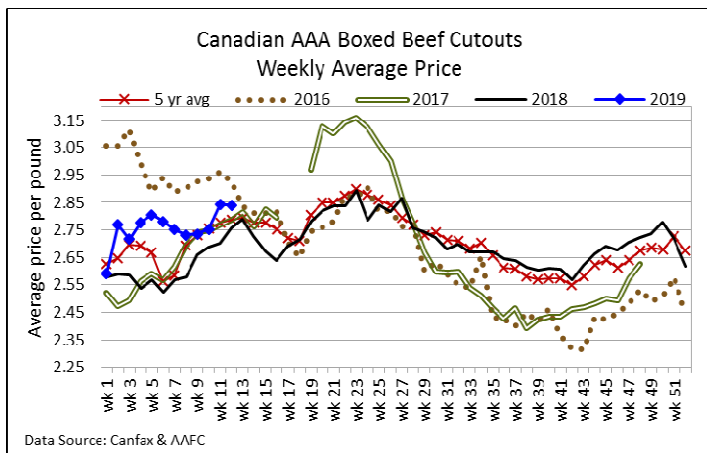
Choice and Select Steers and Heifers: Live 121.00-130.00
Rail 200.00-206.00

QUEBEC ELECTRONIC AUCTION MARKET (F.O.B. THE FEEDLOT)

For the week ending April 6, 2019 **Price** 251.75-254.50 **Change from Last Week** +1.50

CANADIAN BOXED BEEF CUT-OUT VALUES

Week Ending	AAA	AA
March 23, 2019	2.8399	2.7439
March 15, 2019	2.8422	2.7911
March 8, 2019	2.7524	2.6666



U.S. BOXED BEEF CUT-OUT VALUES (U.S. funds)

	Choice	Select
	600-900	600-900
Current Five Day Average:	226.30	218.81

BEEF EXPORTS – CANADA

	United States	Change from last year YTD	Mexico	Change from last year YTD
	Jan 1- Jan 31/2019		Jan 1- Jan 31/2019	
Total	24,127 tonnes	+16% or +3,337 tonnes	1,256 tonnes	-7% or -91 tonnes

LIVE CATTLE – CANADA

IMPORTS	<i>Import % change from 2018 YTD</i>	EXPORTS	<i>Export % change from 2018 YTD</i>		
<i>Jan 1- Jan 31/2019</i>		<i>Jan 1- Mar 23/19</i>			
Pure bred	254	-71%	Slaughter steers & heifers & cows	113,666	+41%
Non-pure bred	21,128	+186%	Feeder cattle & calves	57,893	+20%
			Bulls	7,146	+7%

BEEF PRODUCTION – CANADA

	<i>Jan 1 – Mar 30/19</i>	<i>Last Year Same Time</i>	<i>% Change</i>
Fed	241,438 tonnes	214,135 tonnes	+13%
Non-fed	52,304 tonnes	48,228 tonnes	+8%

BEEF IMPORTS – CANADA

	<i>Jan 1 – Mar 30/19</i>	<i>Last Year Same Time</i>	<i>% Change</i>
United States	25,017 tonnes	28,950 tonnes	-14%
Non-CUSMA	12,155 tonnes	19,274 tonnes	-37%
EU-28 (beef/veal total)	1,335 tonnes	559 tonnes	+139%
Total	39,741 tonnes	50,598 tonnes	-21%

CHICAGO MERCANTILE EXCHANGE

Closing quotes on futures today were as follows:

Live Cattle			Feeder Cattle			Corn			Soybeans			Canadian \$		
Apr	126.05	-1.50	Apr	146.15	-0.17	May	3.624	-2.6	May	8.990	-7.4	Spot	74.68	-0.19
Jun	120.35	-1.22	May	150.22	+0.15	Jul	3.710	-3.2	Jul	9.120	-7.4	Jun	74.81	-0.19
Aug	117.37	-0.85	Aug	156.72	-0.47	Sep	3.794	-3.0	Aug	9.176	-7.6	Sep	74.97	-0.19
Oct	118.12	-0.37	Sep	158.22	-0.25	Dec	3.900	-2.2	Sep	9.230	-6.6	Dec	75.12	-0.19
Dec	121.82	-0.10	Oct	158.97	-0.02	Mar	4.030	-3.0	Nov	9.326	-6.6	Mar	75.26	-0.18
Feb	123.95	+0.00	Nov	158.82	+0.00	May	4.106	-3.0	Jan	9.426	-6.2	Jun	75.36	-0.19

Beef Farmers of Ontario, 130 Malcolm Road, Guelph, ON N1K 1B1 Phone: (519) 824-0334 Fax: (519) 824-9161 or email: markets@ontariobeef.com

OBCFPP LICENCE CHANGES

Now Licenced: Country Dealer

Mr. Donald Gavin, 167 Stanley Street, Box 422, Lucan, ON N0M 2J0

UPCOMING ONTARIO AUCTION MARKETS SPECIAL SALES

Apr 6	2:00 pm	Keady Livestock Market	Saunders Charolais & Destiny Simmental Bull Sale
Apr 13	11:00 am	Denfield Livestock Exchange	Spring Stockers & Bred Cows, Cow/Calf Pairs
Apr 15	7:00 pm	Maple Hill Auction Ltd	Bi Weekly Stocker Sales Begin
Apr 16	11:00 am	Ontario Stockyards Inc	Special Spring All Vaccinated Sale
Apr 17	10:00 am	Kawartha Lakes Community Sale Barn	Spring Stocker Sale
Apr 20	10:00 am	Brussels Livestock	Regular Friday sale moved to Sat-due to Good Friday
Apr 24	2:00 pm	Vankleek Hill Livestock Exchange	Stocker Sale
Apr 26	9:00 am	Keady Livestock Market	Grass Cattle & Heavy Replacement Cattle-Most Vacc
Apr 27	8:30 am	Rainy River Cattlemens- Stratton	Spring Stockers, Cull Cows, Bulls etc.
Apr 27	11:00 am	Denfield Livestock Exchange	Spring Stockers & Bred Cows, Cow/Calf Pairs

Comments for the week ending April 4, 2019

There were 282 fed steers and heifers sold through auction markets this week, down 47 head from last week and 114 less than the same time last year. Fed steers ranged from \$116.42-\$154.57 averaging \$140.77 up \$1.76 from last week and \$3.01 below year ago prices. Fed heifers sold from \$109.51-\$146.72 averaging \$133.82 up \$5.84 from last week and \$8.53 lower than last year at this time. Auction markets reported active trading on good demand, with prices up \$2.00-\$3.00 to \$5.00-\$6.00 cwt higher. As the week progressed the market held steady.

The Ontario railgrade market was extremely quiet this week with no trade reported and packer interest noted as very limited.

The Canadian Boxed Beef Report by Kevin Grier, notes the overview for last week: "The U.S. cutout was steady last week while the Canadian cutout was probably a little firmer. U.S. packers seemed to require work on the hip and loin, but Canadian packers were in better shape across most of the cutout. Spot market demand in Canada was a little better than expected as retailers appeared short bought on many items. Overall demand has been good with movement often exceeding year ago levels. Price levels remain higher than buyers expected or planned but purchases have continued. Normal turn business keeps moving."

Lighter receipts of cull/fed cows sold through auction markets this week, totaling 2,067 head, down 412 from last week but 49 more than the same time last year. Cows ranged from \$49.37-\$75.22 averaging \$60.65 up \$0.18 from last week and \$6.31 below year ago prices. Auction market reports started out steady to strong on active trading. As the week progressed, trade was stronger to considerably higher with fancies bringing premiums, up to \$10.00 cwt higher.

About steady receipts of stocker and feeder cattle sold through auction markets this week at 4,016 head, up 90 from last week but 848 more than the same time last year. Auction markets the previous Friday reported calves \$5.00-\$10.00 cwt higher, with grass cattle at a premium. As the week progressed calves were up \$1.00-\$4.00 cwt and ended the week holding steady to fully steady, with grass cattle selling higher. Heavier cattle the previous Friday saw steers steady while heifers were higher. As the week progressed trade on the heavier cattle was steady to fully steady. Actual average prices this week for steers 400-500 lbs are down \$2.53 from last week on average, 500-600 lbs up \$10.64, 600-700 lbs up \$10.19, 700-800 lbs up \$4.08, 800-900 lbs up \$10.64, 900-1000 lbs up \$6.60 but steers 1000 lbs and over averaged \$1.88 lower than last week's weighted average prices. Heifers from 300-400 lbs were \$10.46 higher, 400-500 lbs up \$10.16, 500-600 lbs up \$3.67, 600-700 lbs up \$1.05, 700-800 lbs down \$6.22, 800-900 lbs down \$1.12 with heifers 900 lbs and over averaging \$3.32 higher than last week on average.

The Quebec electronic market this week was reported from \$251.75-\$254.50 dressed, up \$1.50 from last week on average.

Alberta direct trade was steady to last week with prices generally \$270.00 delivered on a dressed basis. Canfax reported prices on a picked up basis at \$158.50 live for steers down \$1.30 from the previous week on average, with no heifer sales reported. Rail prices on a picked up basis ranged from \$267.00-\$268.75 dressed, with steers averaging \$268.46 up \$0.68 and heifers \$268.58 up \$0.33. Canfax reports: "Cattle that traded this week were being scheduled for the week of April 22nd delivery."

The US cash cattle trade for the week ending March 29th, posted by the USDA Mandatory Price Report, saw live sales for the week range from \$122.00-\$129.00, with steers averaging \$126.34 down \$2.62, while heifers averaged \$126.13 down \$2.48. On the rail steers and heifers traded from \$203.00-\$207.00 dressed, with steers averaging \$205.60 down \$2.04, and heifers \$205.52 down \$2.07 from the previous week's weighted average prices.

This week the U.S. cash market developed by Tuesday, with a light test in the south with sales from \$121.00-\$124.00 live down \$2.00-\$4.00 from last week, but not enough to establish a market. In the north a couple of deals were noted at \$127.00-\$128.00 live and 158 head at \$200.00 dressed, but again, not enough sold to establish a trend for the week. On Wednesday a light to moderate trade took place in Kansas from \$123.00-\$124.00 live, mostly \$124.00 which is \$1.00-\$2.00 below last week's weighted average price. A couple of sales were also noted in Iowa at \$205.00 dressed, which is barely steady to last week's weighted average prices. Thursday prices ranged from \$123.00-\$130.00 live with the top end in the north and the lower half in the south, averaging \$2.00 below last week at \$124.50. Dressed sales were limited from \$200.00-\$206.00 averaging \$204.00 down \$2.00 from last week. Today, a light test has surfaced in the north at \$126.00 live and \$205.00 dressed which is about steady to last week. Bids are sitting at \$205.00-\$206.00 dressed while asking prices are \$205.00-\$208.00. Business in the south appears to be completed, however it is expected to continue in the north.