



Weekly Market Information Report for the week ending Thursday April 11, 2019

The following information is collected from various sources and disseminated by Beef Farmers of Ontario.

ONTARIO DIRECT TO PACKER RAILGRADE CATTLE TRADE

Prices are on a carcass weight basis before grade and weight discounts. Weekly Range:

A Grade Steers	255.00-260.00
A Grade Heifers	255.00-260.00

ONTARIO LIVE CATTLE TRADE

Ontario auction sales this week saw weighted average price ranges for:

FED CATTLE	Volume	Price Range	Average	Top	Last Week Avg
Large Frame Steers +1250	175	129.67-159.41	149.14	163.50	145.03
Medium Frame Steers +1250	64	116.50-151.91	142.63	159.00	134.10
Large & Medium Frame Steers +1250	239	129.88-158.08	148.51	163.50	140.77
Large Frame Heifers +1000	57	124.11-147.46	139.19	158.50	135.93
Medium Frame Heifers +1000	34	124.21-147.53	138.64	153.00	132.45
Large & Medium Frame Heifers +1000	91	128.09-151.82	142.46	158.50	133.82
Fed steers, Dairy & Dairy Cross +1250	76	96.28-107.89	102.08	112.50	103.13
Fed heifers, Dairy & Dairy Cross +1000	121	65.09-104.45	83.13	128.00	81.65
Cows - All Weights	2,523	51.24-77.23	62.77	111.00	60.65
Bulls - All Weights	123	77.35-98.74	87.96	130.00	88.37

STOCKERS - Large and Medium Frame

STEERS	Volume	Price Range	Average	Top	Last Week Avg
1000+	659	157.13-173.78	164.90	177.00	162.77
900-999	380	163.63-182.83	173.64	187.25	174.65
800-899	266	169.53-192.33	183.03	200.00	183.78
700-799	287	171.90-204.85	190.65	223.50	192.93
600-699	440	195.87-226.82	211.86	242.00	204.94
500-599	305	184.67-238.68	216.80	255.00	213.71
400-499	157	185.65-238.42	216.13	260.00	186.75
-399	39	177.77-212.74	196.08	255.00	165.44

HEIFERS	Volume	Price Range	Average	Top	Last Week Avg
+900	257	140.89-167.53	155.20	181.00	143.38
800-899	164	142.98-168.51	159.95	188.00	150.42
700-799	223	144.70-174.02	161.41	195.00	155.81
600-699	310	146.41-196.91	176.37	222.00	168.83
500-599	328	156.10-201.93	180.91	221.00	174.04
400-499	180	148.83-205.10	182.79	220.00	173.71
300-399	44	170.42-205.08	189.29	225.00	155.01
-299	13	103.46-192.54	145.02	275.00	N/T

At Kawartha Lakes Community Sale Barn, April 6, 2019 – 173 cows, 17 veal, 43 stockers, 10 bulls

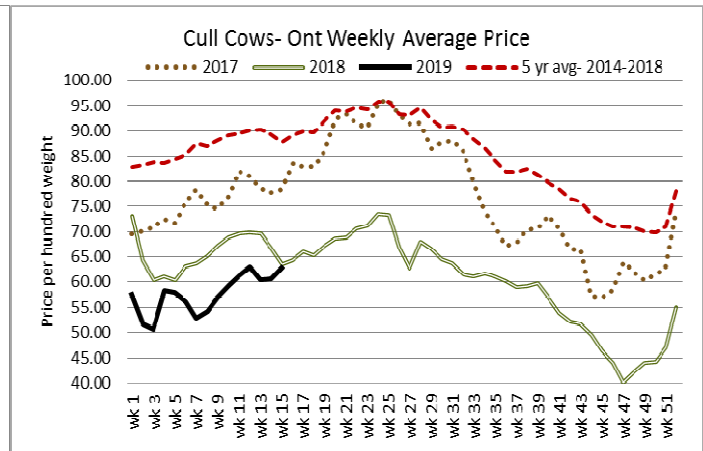
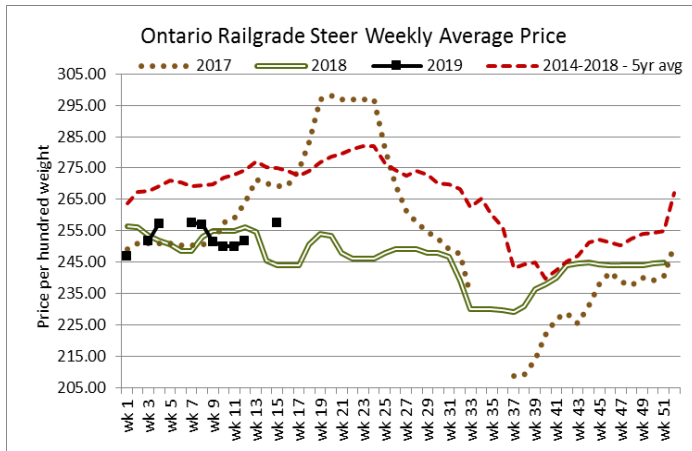
	Price Range	Avg.	Top
Cows	55.50-85.50	66.20	90.00
Bulls over 1600 lbs	83.50-97.00	91.12	97.00
Veal 600 lbs+	72.00-94.00	78.57	99.00
Veal 125 lbs -	125.00-212.50	143.96	212.50

Denfield Livestock Exchange Inc., April 9, 2019: 168 Fed Cattle, 43 Veal, 3 Bulls, 95 Cows & 128 Drop Calves

	Price Range	Top		Price Range	Top
Choice steers	155.00-160.00	177.00	Good beef cows	75.00-85.00	
Good steers	150.00-155.00		Good Holstein cows	65.00-75.00	
Choice heifers	155.00-160.00	162.00	D1 & D2 Cows	55.00-65.00	
Good heifers	150.00-155.00		D3 & D4 Cows	45.00-55.00	
Good Holstein veal	90.00-100.00		Choice drop calves	\$210.00-\$300.00/hd	\$480.00/hd.
Plain & heavy veal	80.00-90.00		Good drop calves	\$125.00-\$200.00/hd	
Good beef bulls	76.00-103.00		Plain & Newborns	\$50.00-\$100.00/hd	
Good Hol bulls	88.50				

At Aylmer Stockyards Inc.: April 10, 2019 –35 Veal, 214 Cows, 28 Fed Cattle, 50 stockers, 4 bulls

	Price Range	Average	Top
Fed heifers, dairy and dairy cross +1250 lbs	53.00-104.49	86.59	104.49
Cows	39.00-87.50	63.80	98.99
Veal over 600 lbs	71.99-115.99	86.59	115.99



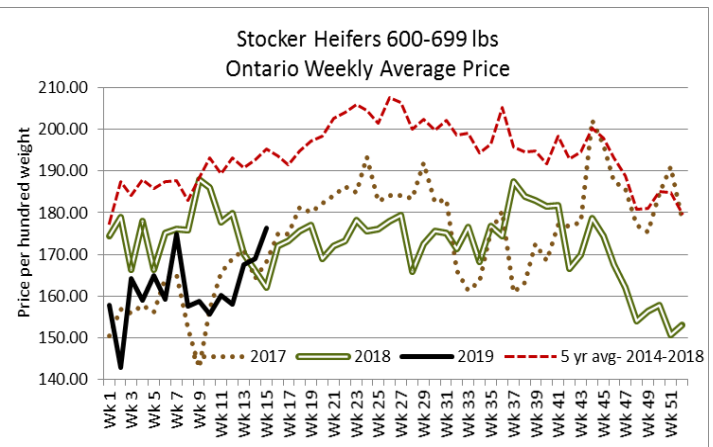
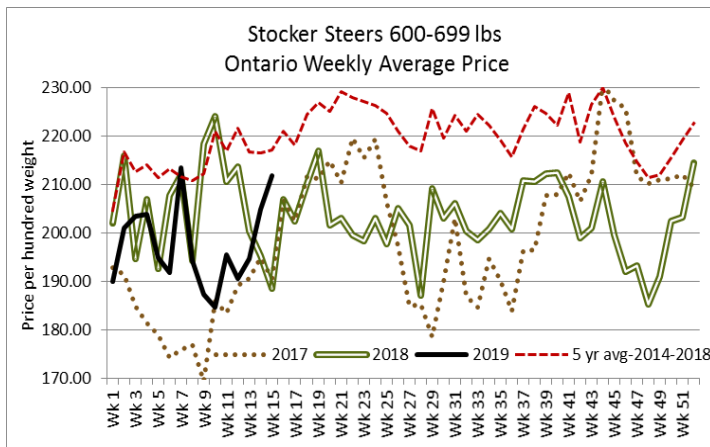
ONTARIO STOCKER & FEEDER TRADE

Stocker sale at Brussels Livestock: April 5, 2019 – 1,401 Stockers

Steers	Price Range	Average	Top	Heifers	Price Range	Average	Top
1000+	161.75-173.00	168.00	173.00	900+	149.00-173.75	161.06	181.00
900-999	165.00-184.00	174.97	187.25	800-899	144.00-172.50	163.21	172.50
800-899	178.00-200.00	189.97	200.00	700-799	149.50-177.00	163.22	182.50
700-799	172.00-209.00	194.80	210.00	600-699	157.00-197.00	177.14	206.00
600-699	204.00-232.50	218.04	242.00	500-599	170.00-211.50	188.35	211.50
500-599	194.00-247.00	227.12	247.00	400-499	145.00-200.00	168.07	207.00
400-499	197.00-245.00	225.47	260.00	300-399	150.00-210.00	182.31	210.00
399-	200.00-216.00	210.44	222.00				

Stocker sale at: Community Livestock Exchange: April 9, 2019 – 122 Stockers

Steers	Price Range	Average	Top	Heifers	Price Range	Average	Top
700-799	139.99-196.99	166.90	196.99	700-799	127.49-164.99	151.89	164.99
600-699	114.99-216.99	180.49	216.99	600-699	110.00-192.99	152.60	192.99
500-599	119.99-225.00	196.90	225.00	500-599	114.99-206.00	175.89	206.00
400-499	139.99-245.00	202.00	245.00				



Stocker sale at **Keady Livestock Market, April 9, 2019- 593** stockers

Steers	Price Range	Average	Top	Heifers	Price Range	Average	Top
1000+	159.50-173.50	164.71	177.00	900+	146.00-160.00	158.25	160.00
900-999	175.50-183.50	180.72	183.50	800-899	171.50-179.00	174.71	179.00
800-899	191.00-197.50	194.36	197.50	700-799	176.00-186.50	182.12	186.50
700-799	206.00-223.50	215.04	223.50	600-699	165.00-206.50	190.24	206.50
600-699	225.00-233.50	227.77	233.50	500-599	162.50-195.00	183.50	212.50
500-599	220.00-241.00	231.46	250.00	400-499	193.00-213.50	206.22	216.00
400-499	228.00-250.00	244.88	250.00	300-399	205.00-225.00	211.42	225.00
399	220.00-240.00	235.00	240.00				

Stocker sale at: **Renfrew Pontiac Livestock: April 9, 2019 –108** Stockers

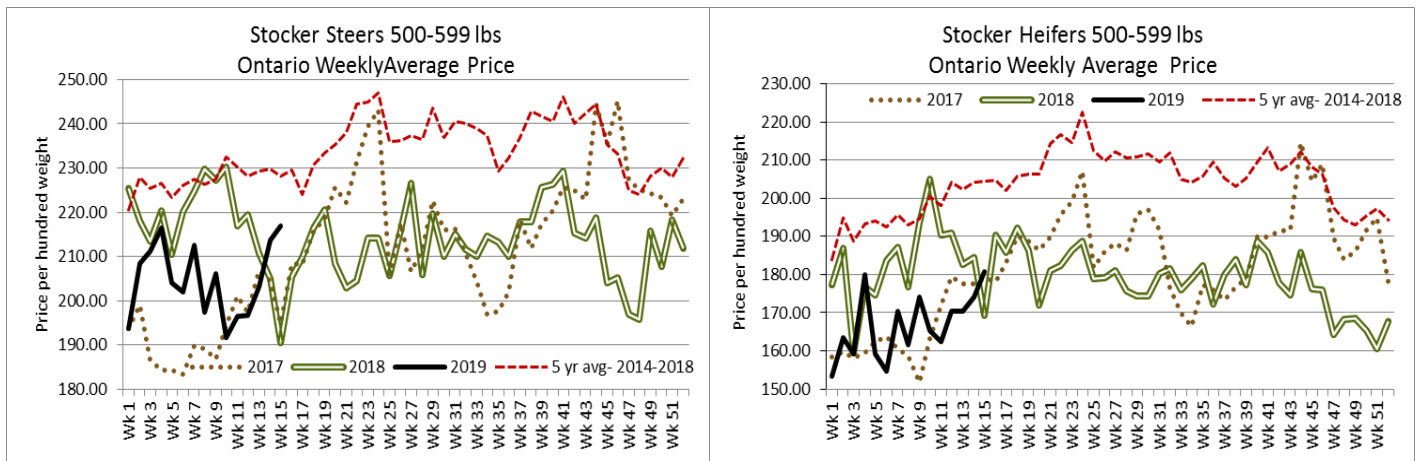
Steers	Price Range	Average	Top	Heifers	Price Range	Average	Top
600-699	179.00-217.49	204.00	217.49	600-699	127.49-190.99	173.30	190.99
500-599	189.99-222.99	210.30	222.99	500-599	130.00-212.00	181.00	212.00
400-499	202.99-243.99	237.40	243.99	400-499	119.99-214.99	195.90	214.99

Stocker sale at **Ontario Livestock Exchange: April 10, 2019 – 729** Stockers

Steers	Price Range	Average	Top	Heifers	Price Range	Average	Top
1000+	159.00-175.50	166.31	175.50	900+	136.00-157.00	153.50	157.00
900-999	170.50-186.50	178.36	186.50				
800-899	172.00-186.50	181.86	186.50				
700-799	130.00-186.00	141.20	186.00				
600-699	191.00-195.00	192.33	195.00				

Stocker sale at: **Ontario Livestock Exchange, April 11, 2019– 347** Stockers

Steers	Price Range	Average	Top	Heifers	Price Range	Average	Top
800-899	142.50-184.50	161.66	184.50	900+	92.50-149.00	134.14	149.00
700-799	140.00-175.00	164.67	180.00	800-899	90.00-160.50	140.96	188.00
600-699	135.00-225.00	178.85	225.00	700-799	110.00-140.00	129.79	140.00
500-599	125.00-232.50	184.44	232.50	600-699	77.50-142.50	99.77	157.50
400-499	120.00-197.50	163.13	227.50	500-599	112.50-179.00	148.45	179.00
399-	115.00-205.00	162.50	205.00	400-499	92.50-185.00	153.00	185.00



Stocker sale at **Ontario Stockyards Inc., April 11, 2019– 611 Stockers**

Steers	Price Range	Average	Top	Heifers	Price Range	Average	Top
800-899	144.00-186.00	174.22	186.00	800-899	147.50-153.00	150.97	153.00
700-799	168.00-201.00	186.90	207.00	700-799	110.00-175.00	149.50	195.00
600-699	208.00-231.00	220.04	231.00	600-699	150.00-215.00	193.82	222.00
500-599	205.00-251.00	227.93	255.00	500-599	167.50-206.00	188.94	221.00
400-499	199.00-243.00	221.49	252.50	400-499	165.00-220.00	192.72	220.00
399-	230.00-245.00	237.01	245.00	300-399	177.50-202.50	193.28	225.00

A good active trade with grass types stronger and all else steady.

Stocker sale at **Ottawa Livestock Exchange., April 11, 2019– 108 Stockers**

Steers	Price Range	Average	Top	Heifers	Price Range	Average	Top
600-699	152.00-198.00	180.22	198.00	600-699	136.00-144.00	142.44	156.00
500-599	170.00-229.00	211.13	229.00	500-599	147.00-182.00	165.22	182.00
400-499	158.00-254.00	190.80	254.00	400-499	142.00-190.00	174.85	208.00
399-	198.00-255.00	226.50	255.00				

LIVE CATTLE EXPORTS-ONTARIO

	Week ending Mar 23, 2019	Week ending Mar 16, 2019	Year to Date
Total live slaughter cattle exported from Ontario to the U.S.	3,173	2,897	31,963
Steers & Heifers & Cows	2,859	2,570	29,347
Bulls	314	327	2,616

AVERAGE CARCASS WEIGHTS – CANADA

	Steers	Heifers
Apr 6, 2019	922	854
Mar 30, 2019	918	742
Apr 7, 2018	895	839

FEDERALLY INSPECTED CANADIAN PROCESSING

	Week Ending Apr 6, 2019	# of hd change from week ago	YTD	% Change (Week Ago)	% Change (Year Ago)
Grand Total	59,286	+1,076	748,161	+2%	+11%
Western Slaughter	45,708	+806	575,525	+2%	+12%
Eastern Slaughter	13,578	+270	172,636	+2%	+6%

USDA ESTIMATED CATTLE PROCESSING VOLUME

	<i>Week Ending</i> April 13, 2019	<i>Previous Week</i>	<i>Year Ago</i>
Grand Total	634,000	621,000	611,000

ALBERTA DIRECT TRADE

For the week ending April 11, 2019

Steers	Live FOB	159.00-159.25	Rail FOB	267.00-268.50
Heifers	Live FOB	159.25	Rail FOB	266.50-268.50

U.S. TRADE (U.S. funds)

For the week ending April 11, 2019

Choice and Select Steers and Heifers:	Live	122.00-130.00 mostly 124.00
	Rail	203.00-206.00 mostly 204.00

QUEBEC ELECTRONIC AUCTION MARKET (F.O.B. THE FEEDLOT)

	<i>Price</i>	<i>Change from Last Week</i>
For the week ending April 11, 2019	254.00-255.00	+1.67

CANADIAN BOXED BEEF CUT-OUT VALUES

<i>Week Ending</i>	<i>AAA</i>	<i>AA</i>
March 30, 2019	2.8767	2.8133
March 23, 2019	2.8399	2.7439
March 15, 2019	2.8422	2.7911

U.S. BOXED BEEF CUT-OUT VALUES (U.S. funds)

	<i>Choice</i> 600-900	<i>Select</i> 600-900
Current Five Day Average:	228.36	219.91

BEEF EXPORTS – CANADA

	<i>United States</i> <i>Jan 1- Jan 31/2019</i>	<i>Change from last year YTD</i>	<i>Mexico</i> <i>Jan 1- Jan 31/2019</i>	<i>Change from last year YTD</i>
Total	24,127 tonnes	+16% or +3,337 tonnes	1,256 tonnes	-7% or -91 tonnes

LIVE CATTLE – CANADA

<i>IMPORTS</i>	<i>Import % change</i> <i>from 2018 YTD</i>	<i>EXPORTS</i>	<i>Export % change</i> <i>from 2018 YTD</i>		
<i>Jan 1- Jan 31/2019</i>		<i>Jan 1- Mar 30/19</i>			
Pure bred	254	-71%	Slaughter steers & heifers & cows	124,240	+39%
Non-pure bred	21,128	+186%	Feeder cattle & calves	66,217	+13%
			Bulls	8,155	+10%

BEEF PRODUCTION – CANADA

	<i>Jan 1 – Apr 6/19</i>	<i>Last Year Same Time</i>	<i>% Change</i>
Fed	261,536 tonnes	231,854 tonnes	+13%
Non-fed	55,921 tonnes	51,498 tonnes	+9%

BEEF IMPORTS – CANADA

	<i>Jan 1 – Apr 6/19</i>	<i>Last Year Same Time</i>	<i>% Change</i>
United States	26,819 tonnes	31,036 tonnes	-14%
Non-CUSMA	12,659 tonnes	20,131 tonnes	-37%
EU-28 (beef/veal total)	1,492 tonnes	561 tonnes	+166%
Total	42,344 tonnes	53,767 tonnes	-21%

CHICAGO MERCANTILE EXCHANGE

Closing quotes on futures today were as follows:

Live Cattle		Feeder Cattle		Corn		Soybeans		Canadian \$	
Apr	126.55 +0.55	Apr	145.42 +0.00	May	3.610 +1.0	May	8.952 +0.0	Spot	74.99 +0.25
Jun	121.45 +1.02	May	150.50 +0.65	Jul	3.694 +0.6	Jul	9.086 +0.0	Jun	75.11 +0.25
Aug	118.20 +0.82	Aug	158.70 +1.05	Sep	3.774 +0.6	Aug	9.142 -0.2	Sep	75.27 +0.25
Oct	119.02 +0.57	Sep	159.77 +0.57	Dec	3.890 +0.4	Sep	9.186 -0.2	Dec	75.42 +0.26
Dec	122.72 +0.67	Oct	159.75 +0.35	Mar	4.030 +0.6	Nov	9.276 -0.4	Mar	75.56 +0.26
Feb	124.60 +0.72	Nov	159.57 +0.35	May	4.106 +0.6	Jan	9.374 -0.6	Jun	75.67 +0.25

Beef Farmers of Ontario, 130 Malcolm Road, Guelph, ON N1K 1B1 Phone: (519) 824-0334 Fax: (519) 824-9161 or email: markets@ontariobeef.com

OBCFPP LICENCE CHANGES

Now Licenced: Country Dealers

Mr. Simon Bourbonnais, 1781 Hwy 138, Moose Creek, ON K0C 1W0

Hank Dekoning Limited, 1768 Hwy 6 South, RR 1, Port Dover, ON N0A 1N3

UPCOMING ONTARIO AUCTION MARKETS SPECIAL SALES

Apr 13	11:00 am	Denfield Livestock Exchange	Spring Stockers & Bred Cows, Cow/Calf Pairs
Apr 15	7:00 pm	Maple Hill Auction Ltd	Bi Weekly Stocker Sales Begin
Apr 16	11:00 am	Ontario Stockyards Inc	Special Spring All Vaccinated Sale
Apr 17	10:00 am	Kawartha Lakes Community Sale Barn	Spring Stocker Sale
Apr 20	10:00 am	Brussels Livestock	Regular Friday sale moved to Sat-due to Good Friday
Apr 24	2:00 pm	Vankleek Hill Livestock Exchange	Stocker Sale
Apr 26	9:00 am	Keady Livestock Market	Grass Cattle & Heavy Replacement Cattle-Most Vacc
Apr 27	8:30 am	Rainy River Cattlemens- Stratton	Spring Stockers, Cull Cows, Bulls etc.
Apr 27	11:00 am	Denfield Livestock Exchange	Spring Stockers & Bred Cows, Cow/Calf Pairs
May 1	11:00 am	Kawartha Lakes Community Sale Barn	Peterborough/Victoria Counties Stocker Sale
May 1	1:00 pm	Ontario Livestock Exchange	All Vaccinated Stocker Sale
May 2	10:00 am	Warton-Grey Bruce Livestock	Spring Stocker Sale
May 3	11:00 am	Community Livestock Exchange	Quinte Cattlemen's Stocker Sale
May 4	10:00 am	Thessalon- Algoma Co-op Livestock Sale	Spring Stocker Sale

Comments for the week ending April 4, 2019

Slightly larger receipts of fed steers and heifers sold through auction markets this week at 330 head, up 48 from last week but 118 less than the same time last year. Fed steers traded from \$129.88-\$158.08 averaging \$148.51 up \$7.74 from last week and \$9.30 higher than this time last year. Heifers ranged from \$128.09-\$151.82 averaging \$142.46 up \$8.64 from last week and \$4.81 stronger than year ago prices. Auction markets reported trade as active with prices steady to last week's stronger market to up to \$2.00-\$3.00 cwt higher. As the week progressed, trade was up \$2.00-\$3.00 on the fancy cattle with all others holding steady. The market ended the week \$3.00 higher.

The Ontario railgrade market was quiet until Wednesday when trade was reported from \$255.00-\$260.00 dressed for both steers and heifers, with most sales reported at the \$260.00 price, with delivery the weeks of April 22nd and April 29th. This week's average price is \$13.50 stronger than the same time last year.

2,523 cull/fed cows came to market this week up 456 from last week and 132 more than the same time last year. Cows traded from \$51.24-\$77.23 averaging \$62.77 up \$2.12 from last week and just \$0.85 below year ago prices. Auction markets reported trade as steady to stronger, up to \$2.00 higher with good quality cows at a premium.

4,052 stocker and feeder cattle sold through auction markets this week, up 36 from last week and 657 more than the same week last year. Auction markets, early week, reported light weight cattle as active at steady prices, with the grass types at a premium. As the week progressed the lighter weights were up \$5.00-\$7.00 on strong buyer demand and ended the week with active trade at steady to higher prices, with grass cattle stronger. The heavier cattle were reported as steady to fully steady with one report of prices up \$1.00-\$2.00 from last week. As the week progressed trade was steady to higher. Actual average prices this week saw steers 400-500 lbs up \$29.38 from last week's weighted average prices, 500-600 lbs up \$3.09, 600-700 lbs up \$6.92, 700-800 lbs down \$2.28, 800-900 lbs down \$0.75, 900-1000 lbs down \$1.01 and steers 1000 lbs and over averaged \$2.13 higher than last week. Heifers from 300-400 lbs averaged \$34.28 stronger than last week, 400-500 lbs up \$9.08, 500-600 lbs up \$6.87, 600-700 lbs up \$7.74, 700-800 lbs up \$5.60, 800-900 lbs up \$9.53 and heifers 900 lbs and over averaged \$11.82 higher than last week on average. All weight categories are stronger than year ago prices.

The Quebec electronic market this week was reported from \$254.00-\$255.00 dressed, up \$1.67 from last week on average.

Alberta direct trade was moderate this week with prices reported by Canfax at \$270.00 delivered on a dressed basis on Wednesday which is steady, to \$268.00 delivered on Thursday which is \$2.00 easier, but on a light volume. On a picked up basis Canfax listed live sales from \$159.00-\$159.25 with steers averaging \$159.14 up \$0.64 and heifers \$159.25 with no trade last week to compare to. Dressed deals on a picked up basis ranged from \$266.50-\$268.50, with steers averaging \$268.13 down \$0.33 and heifers \$267.39 down \$1.19. Canfax reports: "Buyers were indicating cattle that they bought this week would be lifted in 2-3 weeks. Cash to futures basis levels are unchanged from last week. For the second week in a row some fed calves did sell."

The US cash cattle trade for the week ending April 5th, posted by the USDA Mandatory Price Report, listed live sales from \$121.00-\$130.00, with the steers weekly weighted average price at \$125.30 down \$1.04, with heifers at \$125.01 down \$1.12 on average. On the rail prices ranged from \$200.00-\$206.00 dressed, with steers averaging \$204.41 down \$1.19 from the week before, while heifers averaged \$204.84 down \$0.68. Trade in the north was reported at a \$2.00 premium over the south.

This week, the U.S. cash market saw a couple of scattered deals Monday at \$124.00 live in Kansas, steady to last week's southern trade, and \$126.25-\$129.00 live in Iowa, which is also steady to last week's market in Iowa. However, volumes were too light to establish any kind of market trend for the week. On Wednesday, at the Fed Cattle Exchange online auction, there were 510 heifers on offer, in 5 lots with delivery in 1-17 days. The asking price on all cattle on offer was at \$124.00 live. One lot in Kansas received no bid. Four lots from Oklahoma sold at \$124.00 live. Wednesday afternoon, the cash market saw a light to moderate trade develop in the south with sales from \$122.00-\$124.00 live, mostly \$124.00 which is steady to slightly lower than last week's southern trade. A light test in the north was reported at \$204.00-\$206.00 dressed which is steady also, but not enough to establish a market. A severe winter storm was hitting the northern plains mid-week which delayed any trade in that region. At time of reporting Friday afternoon, the northern market continues at a standstill while the south appears to be completed. Bids are sitting at \$126.00-\$127.00 live and \$204.00-\$205.00 dressed but no selling interest is reported. Asking prices are sitting at \$128.00 live and \$208.00 dressed. Active trade could be delayed until late afternoon, early evening.