



## Weekly Market Information Report for the week ending Thursday May 2, 2019

The following information is collected from various sources and disseminated by Beef Farmers of Ontario.

### ONTARIO DIRECT TO PACKER RAILGRADE CATTLE TRADE

Prices are on a carcass weight basis before grade and weight discounts. Weekly Range:

A Grade Steers	257.00-260.00
A Grade Heifers	257.00-260.00

### ONTARIO LIVE CATTLE TRADE

Ontario auction sales this week saw weighted average price ranges for:

FED CATTLE	Volume	Price Range	Average	Top	Last Week Avg
Large Frame Steers +1250	171	137.74-158.97	152.24	163.25	143.34
Medium Frame Steers +1250	168	138.41-157.52	149.35	166.25	135.18
Large & Medium Frame Steers +1250	339	137.80-158.33	151.27	166.25	142.85
Large Frame Heifers +1000	183	140.73-158.63	153.03	169.50	140.24
Medium Frame Heifers +1000	163	131.28-152.22	145.06	165.00	129.25
Large & Medium Frame Heifers +1000	346	136.56-158.82	150.37	169.50	136.32
Fed steers, Dairy & Dairy Cross +1250	120	94.92-112.84	103.52	135.50	98.40
Fed heifers, Dairy & Dairy Cross +1000	109	71.09-100.43	84.76	124.00	82.20
Cows - All Weights	2,849	52.69-83.12	66.52	138.99	65.18
Bulls - All Weights	158	80.05-121.95	102.15	245.99	91.73

### STOCKERS - Large and Medium Frame

STEERS	Volume	Price Range	Average	Top	Last Week Avg
1000+	866	156.12-174.70	165.67	185.75	170.14
900-999	863	158.27-183.88	173.64	190.00	173.87
800-899	926	166.01-195.10	185.55	204.50	187.45
700-799	966	161.15-214.52	194.08	228.00	203.14
600-699	1,214	176.49-234.25	213.33	255.00	211.37
500-599	723	172.91-249.17	219.50	262.00	216.99
400-499	331	170.51-253.83	223.72	274.00	225.93
-399	75	150.41-231.65	197.32	440.00	191.45

HEIFERS	Volume	Price Range	Average	Top	Last Week Avg
+900	539	140.97-163.34	152.47	174.00	140.12
800-899	519	147.38-172.94	165.33	181.00	154.11
700-799	876	150.24-179.23	167.78	191.99	176.17
600-699	1,191	158.45-198.34	180.73	222.00	183.43
500-599	836	154.04-220.41	189.14	235.00	180.53
400-499	242	144.64-219.38	184.74	247.00	170.70
300-399	67	163.52-199.24	185.94	245.00	164.31
-299	4	95.00-170.00	141.25	175.00	148.39

At Kawartha Lakes Community Sale Barn, April 20, 2019 – 144 cows, 39 veal, 20 stockers, 7 bulls

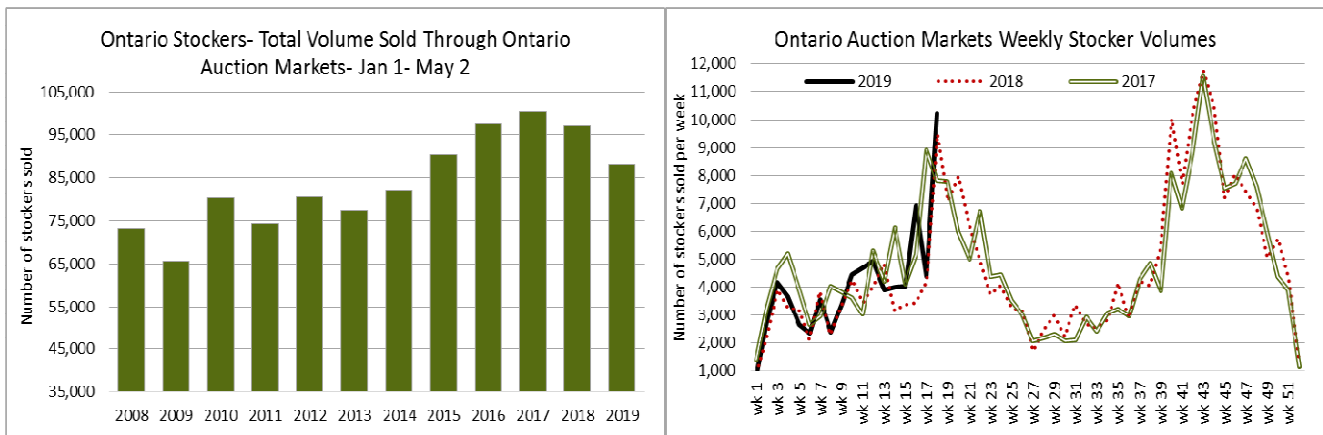
	Price Range	Avg.	Top
Cows	56.50-92.50	70.01	109.00
Bulls over 1600 lbs	78.00-99.50	89.06	99.50
Veal 600 lbs+	84.00-96.00	88.23	98.00
Veal 125 lbs -	62.50-431.57	235.12	431.57

**Denfield Livestock Exchange Inc., April 30, 2019: 294 Fed Cattle, 46 Veal, 7 Bulls, 135 Cows & 136 Drop Calves**

	Price Range	Top		Price Range	Top
Choice steers	155.00-160.00	166.25	Good beef cows	85.00-95.00	104.50
Good steers	150.00-155.00		Good Holstein cows	75.00-85.00	90.00
Choice heifers	155.00-160.00	169.50	D1 & D2 Cows	60.00-70.00	
Good heifers	150.00-155.00		D3 & D4 Cows	50.00-60.00	
Good Holstein veal	95.00-105.00	106.00	Choice drop calves	\$250.00-\$350.00/hd	\$560.00/hd.
Plain & heavy veal	80.00-90.00		Good drop calves	\$180.00-\$250.00/hd	
Good beef bulls	90.00-109.50		Plain & Newborns	\$100.00-\$175.00/hd	

**At Aylmer Stockyards Inc.: May 1, 2019 –65 Veal, 224 Cows, 15 Fed Cattle, 42 stockers, 2 bulls**

	Price Range	Average	Top
Fed heifers, dairy and dairy cross +1000 lbs	58.99-103.49	81.59	103.49
Cows	41.99-84.49	65.00	92.00
Veal over 600 lbs	59.99-102.00	86.79	142.99



**ONTARIO STOCKER & FEEDER TRADE**

**Stocker sale at Brussels Livestock: April 26, 2019 – 2,492 Stockers**

Steers	Price Range	Average	Top	Heifers	Price Range	Average	Top
1000+	147.00-166.75	159.18	176.00	900+	144.50-164.50	154.84	172.50
900-999	154.00-185.00	171.71	186.00	800-899	152.00-180.50	167.57	180.50
800-899	160.00-196.00	184.21	196.00	700-799	150.00-179.00	167.66	185.50
700-799	175.00-219.00	200.62	219.00	600-699	157.00-200.00	177.60	206.00
600-699	185.00-229.00	209.80	239.00	500-599	171.00-231.50	193.85	231.50
500-599	182.00-259.00	231.99	260.00	400-499	154.00-226.00	184.64	226.00
400-499	195.00-255.00	231.88	260.00	300-399	110.00-175.00	161.43	175.00
399-	160.00-257.50	218.13	257.50				

**Stocker sale at Maple Hill Auctions Ltd., April 29, 2019– 623 Stockers**

Steers	Price Range	Average	Top	Heifers	Price Range	Average	Top
1000+	160.00-165.00	162.34	165.00	900+	159.25-174.00	167.88	174.00
900-999	166.00-182.00	172.25	182.00	800-899	170.00-178.00	175.70	178.00

**Stocker sale at Temiskaming Livestock Exchange., April 29, 2019– 106 Stockers**

Steers	Price Range	Average	Top	Heifers	Price Range	Average	Top
800-899	150.00-183.00	173.33	183.00	700-799	129.00-188.00	159.83	188.00
700-799	168.00-190.00	176.00	190.00	600-699	160.00-184.00	171.08	184.00
600-699	160.00-213.00	193.44	213.00	500-599	152.00-189.00	173.17	194.00
500-599	182.00-231.00	205.25	231.00				
400-499	186.00-215.00	200.50	215.00				

Stocker sale at: **Community Livestock Exchange: April 30, 2019 – 211** Stockers

<i>Steers</i>	<i>Price Range</i>	<i>Average</i>	<i>Top</i>	<i>Heifers</i>	<i>Price Range</i>	<i>Average</i>	<i>Top</i>
<b>700-799</b>	160.00-200.00	184.00	200.00	<b>500-599</b>	110.00-206.00	162.99	206.00
<b>600-699</b>	130.00-225.99	196.79	225.99	<b>400-499</b>	107.49-189.99	157.09	189.99
<b>500-599</b>	130.00-254.00	210.99	254.00				
<b>400-499</b>	105.00-225.00	174.39	274.00				
<b>399-</b>	192.50-254.99	216.69	254.99				

Stocker sale at **Keady Livestock Market, April 30, 2019- 778** stockers

<i>Steers</i>	<i>Price Range</i>	<i>Average</i>	<i>Top</i>	<i>Heifers</i>	<i>Price Range</i>	<i>Average</i>	<i>Top</i>
<b>1000+</b>	155.00-162.50	160.63	162.50	<b>900+</b>	144.00-170.00	151.43	170.00
<b>800-899</b>	186.50-194.75	191.22	199.00	<b>800-899</b>	140.00-181.00	172.67	181.00
<b>700-799</b>	186.00-222.00	202.86	228.00	<b>700-799</b>	146.00-176.50	167.65	184.00
<b>600-699</b>	195.00-234.00	217.53	238.00	<b>600-699</b>	170.00-196.00	181.96	215.00
<b>500-599</b>	237.00-252.00	247.46	252.00	<b>500-599</b>	180.00-215.00	197.87	232.00
<b>400-499</b>	207.50-240.00	225.68	250.00	<b>400-499</b>	205.00-230.00	215.46	238.00
				<b>300-399</b>	233.00-245.00	242.00	245.00

Stocker sale at: **Renfrew Pontiac Livestock: April 30, 2019 –343** Stockers

<i>Steers</i>	<i>Price Range</i>	<i>Average</i>	<i>Top</i>	<i>Heifers</i>	<i>Price Range</i>	<i>Average</i>	<i>Top</i>
<b>800-899</b>	160.00-195.99	180.20	195.99	<b>800-899</b>	114.99-176.00	162.50	176.00
<b>700-799</b>	164.50-210.99	192.19	210.99	<b>700-799</b>	132.00-190.99	168.50	190.99
<b>600-699</b>	160.00-233.00	209.20	233.00	<b>600-699</b>	132.00-206.00	182.49	206.00
<b>500-599</b>	192.99-237.50	217.49	237.50	<b>500-599</b>	119.99-235.00	185.60	235.00
<b>400-499</b>	177.00-254.99	234.60	254.99	<b>400-499</b>	139.99-227.00	196.59	227.00
<b>399-</b>				<b>300-399</b>	160.00-200.00	178.09	200.00

Stocker sale at **Ontario Livestock Exchange: May 1, 2019 – 610** Stockers

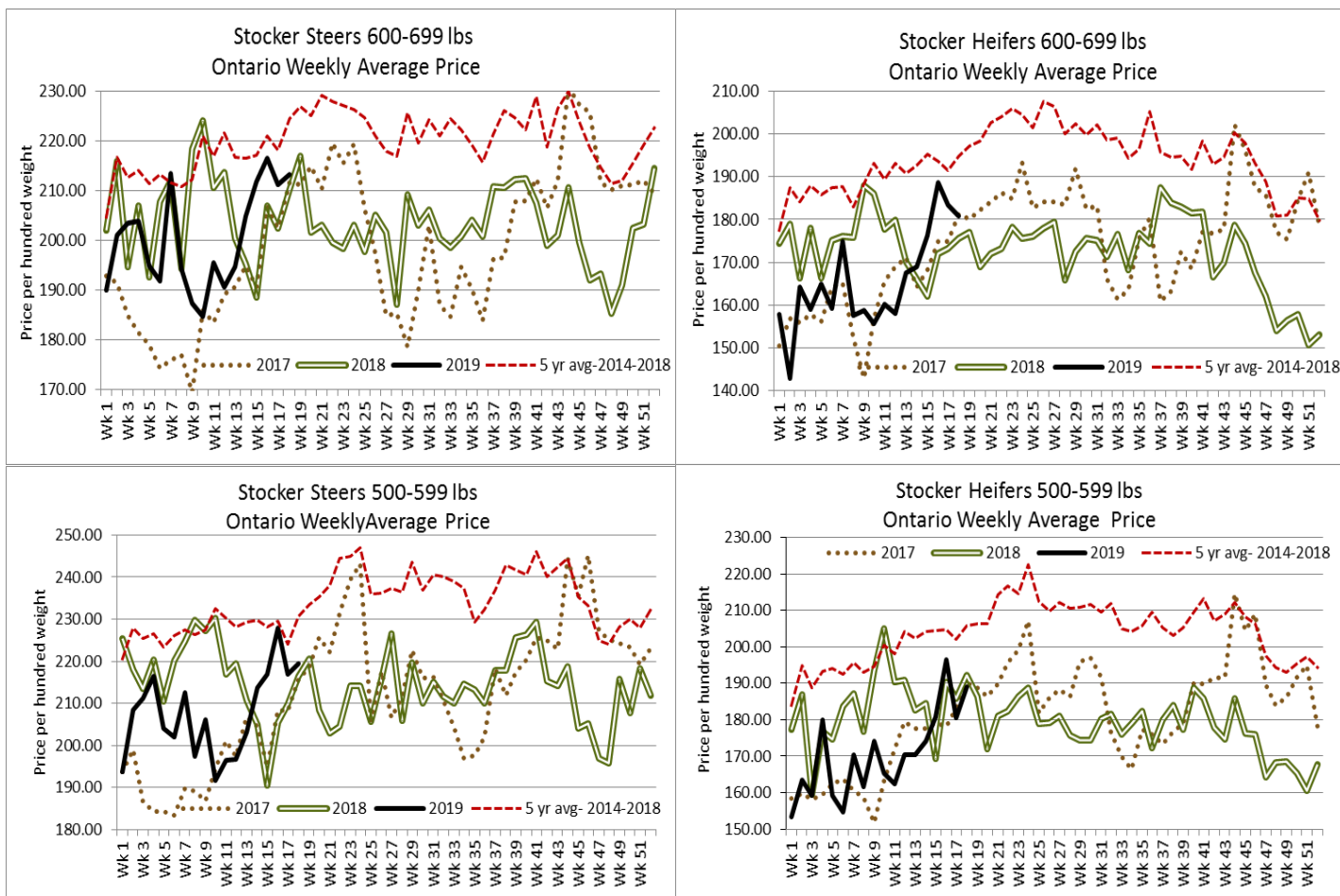
<i>Steers</i>	<i>Price Range</i>	<i>Average</i>	<i>Top</i>	<i>Heifers</i>	<i>Price Range</i>	<i>Average</i>	<i>Top</i>
<b>1000+</b>	162.00-185.75	174.13	185.75		Not enough to	Report	
<b>900-999</b>	167.00-189.00	180.28	189.00				
<b>800-899</b>	182.00-191.00	186.60	191.00				

Stocker sale at: **Ontario Livestock Exchange, May 2, 2019– 327** Stockers

<i>Steers</i>	<i>Price Range</i>	<i>Average</i>	<i>Top</i>	<i>Heifers</i>	<i>Price Range</i>	<i>Average</i>	<i>Top</i>
<b>1000+</b>	110.00-139.50	125.85	139.50	<b>900+</b>	99.00-124.00	117.40	124.00
<b>900-999</b>	120.00-161.00	141.43	163.00	<b>800-899</b>	105.00-117.50	110.42	117.50
<b>800-899</b>	120.00-167.50	18.64	187.50	<b>700-799</b>	107.50-150.00	132.75	150.00
<b>700-799</b>	100.00-195.00	146.79	198.00	<b>600-699</b>	100.00-160.00	131.78	160.00
<b>600-699</b>	152.50-210.00	184.25	210.00	<b>500-599</b>	102.50-155.00	135.19	167.50
<b>500-599</b>	85.00-222.00	153.38	232.50	<b>400-499</b>	72.50-155.00	117.92	155.00
<b>400-499</b>	125.00-247.50	212.50	257.50	<b>300-399</b>	177.50-207.50	200.00	207.50

Stocker sale at **Ontario Stockyards Inc., May 2, 2019– 1,169** Stockers

<i>Steers</i>	<i>Price Range</i>	<i>Average</i>	<i>Top</i>	<i>Heifers</i>	<i>Price Range</i>	<i>Average</i>	<i>Top</i>
<b>1000+</b>	101.00-155.00	122.08	165.00	<b>900+</b>	93.00-159.00	124.88	166.00
<b>900-999</b>	137.00-167.50	150.66	175.00	<b>800-899</b>	132.00-149.00	139.56	171.00
<b>800-899</b>	147.00-189.00	169.41	194.00	<b>700-799</b>	128.00-175.00	156.55	188.00
<b>700-799</b>	165.00-205.50	182.88	216.00	<b>600-699</b>	148.00-189.50	172.25	207.00
<b>600-699</b>	182.50-224.00	205.22	240.00	<b>500-599</b>	157.50-215.00	184.87	215.00
<b>500-599</b>	188.00-247.00	225.00	262.00	<b>400-499</b>	140.00-208.00	174.15	219.00
<b>400-499</b>	200.00-257.00	239.46	267.50	<b>300-399</b>	140.00-195.00	175.79	212.50
<b>399-</b>	185.00-257.50	224.39	257.50				



### ONTARIO STOCKER & FEEDER TRADE SPECIAL SPRING SALES

Stocker sale at **Keady Livestock Market., April 26, 2019**– 1,107 Stockers

Steers	Price Range	Average	Top	Heifers	Price Range	Average	Top
1000+	161.25-166.50	162.15	173.00	900+	144.00-165.00	154.14	167.00
900-999	171.00-190.00	182.78	190.00	800-899	166.00-167.50	166.93	167.50
800-899	194.00-204.50	202.86	204.50	700-799	174.50-181.75	178.53	181.75
700-799	201.00-227.00	214.92	227.00	600-699	188.50-195.00	192.17	195.00
600-699	228.50-252.00	238.63	252.00	500-599	192.00-213.00	201.29	213.00
500-599	232.50-247.00	241.63	250.00	400-499	160.00-205.00	193.75	205.00

Special grass cattle and heavy replacement sale. All weights and classes sold on a fully steady market.

Stocker sale at **Rainy River Cattleman's Sale- Stratton- April 27, 2019**– 1,434 Stockers, 159 cows, 33 bulls

Steers	Price Range	Average	Top	Heifers	Price Range	Average	Top
1000+	86.99-153.00	121.99	153.00	900+	120.99-138.50	129.9	138.50
900-999	132.00-182.00	171.90	182.00	800-899	133.00-163.50	157.29	163.50
800-899	108.49-198.99	181.29	198.99	700-799	150.00-191.99	175.89	191.99
700-799	125.00-214.99	197.30	214.99	600-699	139.9-210.00	184.29	210.00
600-699	130.00-237.00	207.10	237.00	500-599	135.00-222.00	192.70	222.00
500-599	140.99-254.00	212.99	254.00	400-499	125.00-227.00	190.19	227.00
400-499	160.00-266.00	229.49	266.00	300-399	194.99-222.00	206.99	222.00
399-	150.00-289.99	247.10	289.99	Cows	56.00-120.99	86.99	138.99

A very good sale with replacement cattle and cows selling on a very good demand at strong prices!

Stocker sale at **Kawartha Lakes Community Sale Barn, May 1, 2019- 963** stockers

Steers	Price Range	Average	Top	Heifers	Price Range	Average	Top
900-999	122.00-181.00	173.06	181.00	900+	131.00-164.50	146.87	164.50
800-899	142.50-190.50	169.71	190.50	800-899	112.50-173.00	166.56	173.00
700-799	171.00-222.50	199.89	225.00	700-799	148.00-180.00	166.49	190.00
600-699	195.00-245.50	227.81	255.00	600-699	170.00-201.00	186.12	222.00
500-599	201.00-253.00	230.75	260.00	500-599	162.50-220.00	198.17	234.00
400-499	135.00-257.50	208.34	257.50	400-499	160.00-247.00	195.65	247.00
399				300-399	125.00-155.00	138.50	155.00

Peterborough/Victoria Counties Cattlemen's Sale- Grass steers sold fully steady. Steers sold steady. Heifers sold easier - grass heifers sold steady. 700-800 weight heifers were off \$5.00 cwt.

Today at **Grey Bruce Livestock Co-op Sale, Wiarton:** 174 Steers, 169 Heifers, 28 guaranteed open Heifers, 1 male

Steers	Price Range	Heifers	Price Range
800-900	172.00-196.50	700-800	172.50-227.00
700-800	200.00-226.50	600-700	215.00-231.00
600-700	219.00-249.75	500-600	185.00-205.50
450-550	234.00-254.25	Open Heifers	
		400-800	168.00-208.00

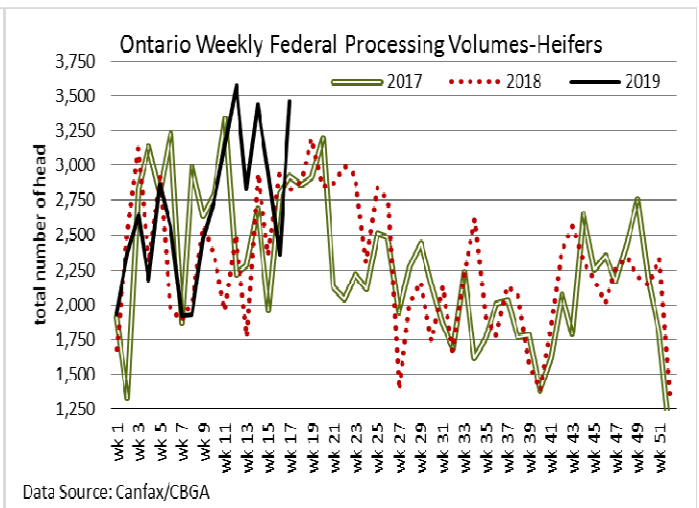
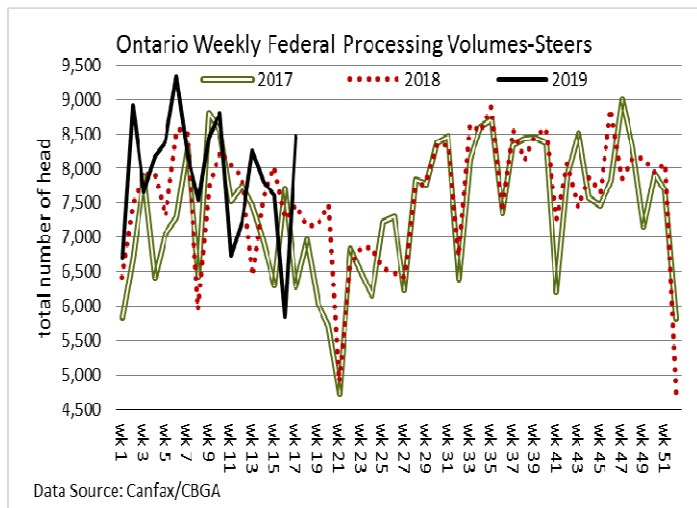
Top quality grass cattle, including Charolais Cross, Red Angus, Black Angus, Hereford and Simmental, sold at decent prices for the current market trend.

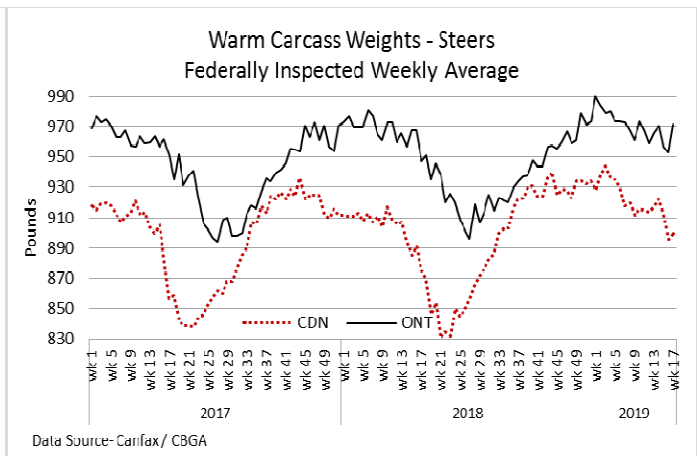
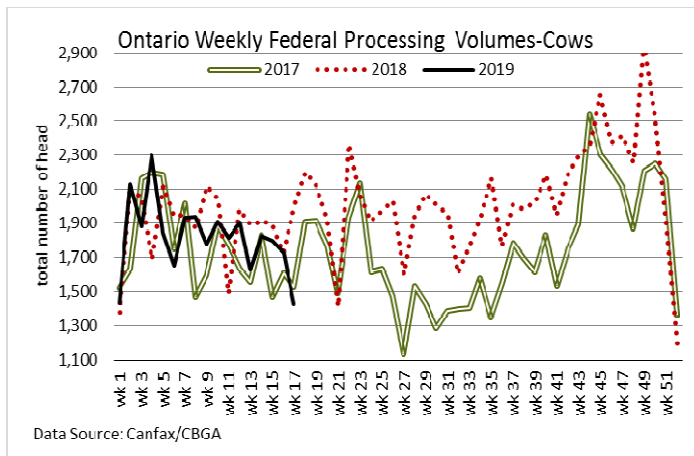
**LIVE CATTLE EXPORTS-ONTARIO**

	Week ending Apr 13, 2019	Week ending Apr 6, 2019	Year to Date
Total live slaughter cattle exported from Ontario to the U.S.	2,457	2,748	40,084
Steers & Heifers & Cows	2,060	2,316	36,241
Bulls	397	432	3,843

**AVERAGE CARCASS WEIGHTS – CANADA**

	Steers	Heifers
Apr 27, 2019	900	851
Apr 20, 2019	896	852
Apr 28, 2018	876	821





### FEDERALLY INSPECTED CANADIAN PROCESSING

	Week Ending Apr 27, 2019	# of hd change from week ago	YTD	% Change (Week Ago)	% Change (Year Ago)
<b>Grand Total</b>	63,687	+14,334	980,703	+29%	+8%
<b>Western Slaughter</b>	49,600	+10,850	756,389	+28%	+9%
<b>Eastern Slaughter</b>	14,087	+3,484	224,314	+33%	+5%

### USDA ESTIMATED CATTLE PROCESSING VOLUME

	Week Ending May 4, 2019	Previous Week	Year Ago
<b>Grand Total</b>	670,000	643,000	652,000

### ALBERTA DIRECT TRADE

For the week ending May 2, 2019

<b>Steers</b>	Live <b>FOB</b>	N/T	Rail <b>FOB</b>	266.00-269.50
<b>Heifers</b>	Live <b>FOB</b>	159.50	Rail <b>FOB</b>	266.00-269.50

### U.S. TRADE (U.S. funds)

For the week ending May 2, 2019

<b>Choice and Select Steers and Heifers:</b>	Live	121.00-128.00
	Rail	194.00-204.00

### QUEBEC ELECTRONIC AUCTION MARKET (F.O.B. THE FEEDLOT)

	Price	Change from Last Week
For the week ending May 2, 2019	259.00-260.75	-0.80

### CANADIAN BOXED BEEF CUT-OUT VALUES

Week Ending	AAA	AA
April 20, 2019	2.9622	2.8254
April 13, 2019	2.9008	2.8364
April 6, 2019	2.8071	2.7599

### U.S. BOXED BEEF CUT-OUT VALUES (U.S. funds)

	Choice 600-900	Select 600-900
<b>Current Five Day Average:</b>	231.40	217.58



### BEEF EXPORTS – CANADA

	<b>United States</b> Jan 1- Feb 28/2019	<i>Change from last year YTD</i>	<b>Mexico</b> Jan 1- Feb 28/2019	<i>Change from last year YTD</i>
Total	47,661 tonnes	+18% or +7,318 tonnes	2,509 tonnes	+3% or +73 tonnes

### LIVE CATTLE – CANADA

<b>IMPORTS</b>		<i>Import % change from 2018 YTD</i>	<b>EXPORTS</b>		<i>Export % change from 2018 YTD</i>
Jan 1- Feb 28/2019			Jan 1- Apr 20/19		
Pure bred	639	-49%	Slaughter steers & heifers & cows	155,795	+37%
Non-pure bred	34,346	+114%	Feeder cattle & calves	90,470	+17%
			Bulls	10,763	+8%

### BEEF PRODUCTION – CANADA

	<i>Jan 1 – Apr 27/19</i>	<i>Last Year Same Time</i>	<i>% Change</i>
Fed	318,906 tonnes	289,074 tonnes	+10%
Non-fed	65,578 tonnes	61,348 tonnes	+7%

### BEEF IMPORTS – CANADA

	<i>Jan 1 – Apr 27/19</i>	<i>Last Year Same Time</i>	<i>% Change</i>
United States	32,937 tonnes	38,592 tonnes	-15%
Non-CUSMA	15,588 tonnes	22,939 tonnes	-32%
EU-28 (beef/veal total)	1,794 tonnes	635 tonnes	+183%
Total	52,120 tonnes	64,691 tonnes	-19%

### CHICAGO MERCANTILE EXCHANGE

Closing quotes on futures today were as follows:

<b>Live Cattle</b>		<b>Feeder Cattle</b>		<b>Corn</b>		<b>Soybeans</b>		<b>Canadian \$</b>	
<b>Jun</b>	113.42 -0.25	<b>May</b>	137.15 -1.82	<b>May</b>	3.630 +1.0	<b>May</b>	8.294 -1.0	<b>Spot</b>	74.47 +0.23
<b>Aug</b>	109.15 -1.02	<b>Aug</b>	146.37 -1.52	<b>Jul</b>	3.706 +0.2	<b>Jul</b>	8.422 -1.0	<b>Jun</b>	74.55 +0.23
<b>Oct</b>	109.67 -1.00	<b>Sep</b>	147.15 -1.35	<b>Sep</b>	3.776 +0.0	<b>Aug</b>	8.486 -0.6	<b>Sep</b>	74.70 +0.23
<b>Dec</b>	113.57 -1.10	<b>Oct</b>	147.77 -1.27	<b>Dec</b>	3.876 +0.6	<b>Sep</b>	8.540 -0.6	<b>Dec</b>	74.84 +0.23
<b>Feb</b>	116.65 -1.10	<b>Nov</b>	148.25 -1.20	<b>Mar</b>	3.996 +0.4	<b>Nov</b>	8.642 -0.6	<b>Mar</b>	74.99 +0.23
<b>Apr</b>	118.00 -1.12	<b>Jan</b>	145.40 -1.22	<b>May</b>	4.064 +0.2	<b>Jan</b>	8.750 -0.2	<b>Jun</b>	75.10 +0.23

Beef Farmers of Ontario, 130 Malcolm Road, Guelph, ON N1K 1B1 Phone: (519) 824-0334 Fax: (519) 824-9161 or email: [markets@ontariobeef.com](mailto:markets@ontariobeef.com)

### OBCFPP LICENCE CHANGES

#### Now Licenced: Country Dealer:

Hamilton Livestock Inc., 4257 Hamilton Sideroad, RR 4, Almonte, On K0A 1A0

#### No Longer Licenced: Abattoir: Failed to Apply

Bilal Farms Inc., 2274 Descartes Street, Ottawa, On K4A 0W4

### UPCOMING ONTARIO AUCTION MARKETS SPECIAL SALES

May 4	10:00 am	Thessalon- Algoma Co-op Livestock Sale	Spring Stocker Sale
May 7	11:00 am	Ontario Stockyards Inc	Spring All Vaccinated Stocker Sale
May 8	10:00 am	Kawartha Lakes Community Sale Barn	Spring Stocker Sale
May 8	7:00 pm	Brussels Livestock	Bred Cow & Cow/Calf Pair Sale
May 11	10:00 am	Renfrew Pontiac Livestock	Special Horse Sale
May 11	11:00 am	Denfield Livestock Exchange	Spring Stockers & Bred Cows, Cow/Calf Pairs
May 13	7:00 pm	Maple Hill Auctions Ltd	Spring Stocker Sale
May 15	10:00 am	Kawartha Lakes Community Sale Barn	Spring Stocker Sale

### **Comments for the week ending May 2, 2019**

Larger receipts of 685 fed steers and heifers sold through auction markets this week, up 376 head from last week and 371 more than last year at this time. Fed steers traded from \$137.80-\$158.33 with a weekly weighted average price of \$151.27 up \$8.42 from last week and \$4.22 higher than year ago prices. Fed heifers sold from \$136.56-\$158.82 averaging \$150.37 up \$14.05 (quality considered) from last week and \$5.90 above last year at this time. Auction markets reported trade as active with prices fully steady to stronger. The market ended the week active with prices firm to \$1.00 cwt higher.

The Ontario railgrade market held steady this week with prices for both steers and heifers from \$257.00-\$260.00 dressed. This week's average of \$258.50 is \$7.75 stronger than this time last year. Delivery of the cattle sold this week ranged from next week to the week of May 27<sup>th</sup>.

2,849 cull/fed cows sold through auction markets this week up 498 from last week and 414 more than last year at this time. Cows sold from \$52.69-\$83.12 averaging \$66.52 up \$1.34 from last week and \$1.12 stronger than year ago prices. A higher than year ago price has not happened since the week of Jan 4, 2018. Auction markets reported a good demand with prices starting out steady to stronger. As the week progressed, cows were noted as slightly higher to up \$5.00 cwt. By week's end demand was good with prices steady to strong.

The Boxed Beef Report by Kevin Grier reports: "Easter clearance in Canada was mixed with some retailers reporting good movement and others not so good. It was not for lack of trying however, as Easter ads were very good for beef. That may be concerning. Overall demand has been good in Canada but probably less than expected given the poor weather. Golf course business, which is a notable part of spring volumes, have been going nowhere." Kevin notes Canadian buyer activity: "Buyers were quiet last week, especially when the futures tanked on Wednesday and Thursday. That did not make for a lot of phone calls to beef marketers. There was notable business done with processors and those who are looking to put down ends, particularly eyes. Big retailers still have not finalized their Father's day buys. Overall June ads are taking shape and look good for beef. Pork ads are being pulled or rewritten given the ASF issue."

Much larger receipts of stocker and feeder cattle sold through auction markets this week at 10,238 head, up 5,860 head from last week and 737 more than last year at this time. Although we see weekly volumes similar to this in the fall, there has not been a week in the spring with volumes over 10,000 since May of 2013. Auction markets reported a good demand with prices steady to higher, and grass cattle at a premium. As the week progressed, trade was reported as steady to stronger, noting heifers 700-800 lbs as \$5.00 cwt lower. The market ended the week with prices continuing strong and steady on grass cattle and good quality, with plainer and fleshier types slightly easier. Actual average prices this week saw steers 400-500 lbs down \$2.21 from last week, 500-600 lbs up \$2.51, 600-700 lbs up \$1.96, 700-800 lbs down \$9.06, 800-900 lbs down \$1.90, 900-1000 lbs down \$0.23 and steers 1000 lbs and over averaged \$4.47 lower than last week on average. Heifers 300-400 lbs were up \$21.63 on average, 400-500 lbs up \$14.04, 500-600 lbs up \$8.61, 600-700 lbs down \$2.70, 700-800 lbs down \$8.39, 800-900 lbs up \$11.22 and heifers 900 lbs and over averaged \$12.35 stronger than last week's weighted average prices.

The Quebec electronic market this week ranged from \$259.00-\$260.75 dressed, down \$0.80 from the previous week on average.



Alberta direct trade was a touch easier this week with larger volumes traded. Canfax noted sales from \$270.00-\$271.00 delivered on a dressed basis down around \$1.00 from last week on average. On a picked up basis Canfax reported dressed sales from \$266.00-\$269.50 with steers averaging \$268.66 down \$2.05, while heifers averaged \$268.36 down \$1.37 from last week on average. Live heifers were reported at \$159.50 picked up.

The US cash cattle trade, for the week ending April 26<sup>th</sup>, started out \$1.00 higher but declined as the week progressed, with sales \$3.00-\$4.00 cwt lower by Friday's clean up deals. Overall, for the week, the USDA Mandatory Price Report listed live sales from \$122.00-\$132.00 with steers averaging \$126.69 down \$1.73, while heifers averaged \$126.04 down \$1.56 from the previous week. On a dressed basis trade ranged from \$197.50-\$208.00 with steers averaging \$204.58 down \$3.18 and heifers \$205.18 down \$2.45 from the previous week on average.

This week, Tuesday saw a good number of cattle trade in the south at \$123.00 live in Texas and Kansas early afternoon, but as the day progressed prices dropped to \$122.00 live, down \$3.00-\$4.00 from last week. In the north a light test saw prices up to \$128.00 live while dressed deals ranged from \$190.00-\$204.00, averaging \$199.50 down \$5.00 from last week on average. On Wednesday morning, At the Fed Cattle Exchange online auction, there were 837 head on offer, in 8 lots with delivery in 1-9 days. Asking prices ranged from \$122.00-\$124.00 live, with three lots trading at \$122.00 live and one lot at \$123.00 live, down around \$4.00-\$5.00 from last week. On the cash market, Wednesday afternoon, a light to moderate trade developed in the north with prices around \$5.00 lower than last week from \$194.00-\$200.00 dressed, mostly \$200.00. A few sales in the south were steady to the week's decline from \$121.00-\$122.00 live. Thursday, a light test was noted at \$121.00-\$126.50 live and \$194.00-\$200.00 dressed in the north, steady to the week's lower trade. Today the market is quiet and it appears that this week's business has been completed.