



## Weekly Market Information Report for the week ending Thursday May 9, 2019

The following information is collected from various sources and disseminated by Beef Farmers of Ontario.

### ONTARIO DIRECT TO PACKER RAILGRADE CATTLE TRADE

Prices are on a carcass weight basis before grade and weight discounts. Weekly Range:

A Grade Steers	257.00-260.00
A Grade Heifers	257.00-260.00

### ONTARIO LIVE CATTLE TRADE

Ontario auction sales this week saw weighted average price ranges for:

FED CATTLE	Volume	Price Range	Average	Top	Last Week Avg
Large Frame Steers +1250	99	142.91-158.39	150.58	171.00	152.24
Medium Frame Steers +1250	145	131.53-155.41	145.68	168.00	149.35
Large & Medium Frame Steers +1250	244	133.03-158.95	149.07	171.00	151.27
Large Frame Heifers +1000	100	143.17-157.06	150.12	161.50	153.03
Medium Frame Heifers +1000	220	140.34-154.80	147.61	174.00	145.06
Large & Medium Frame Heifers +1000	320	139.45-156.81	149.16	174.00	150.37
Fed steers, Dairy & Dairy Cross +1250	69	97.36-111.17	103.83	140.00	103.52
Fed heifers, Dairy & Dairy Cross +1000	91	64.25-100.93	83.50	134.00	84.76
Cows - All Weights	2,720	54.16-81.86	66.82	120.00	66.52
Bulls - All Weights	113	78.92-109.72	94.99	147.00	102.15

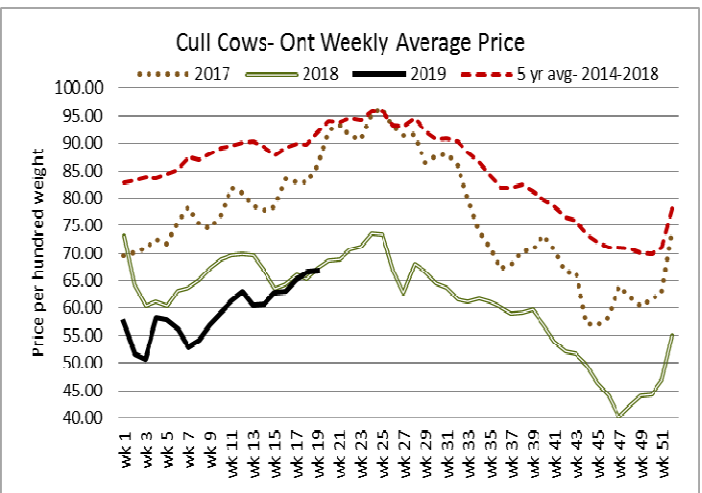
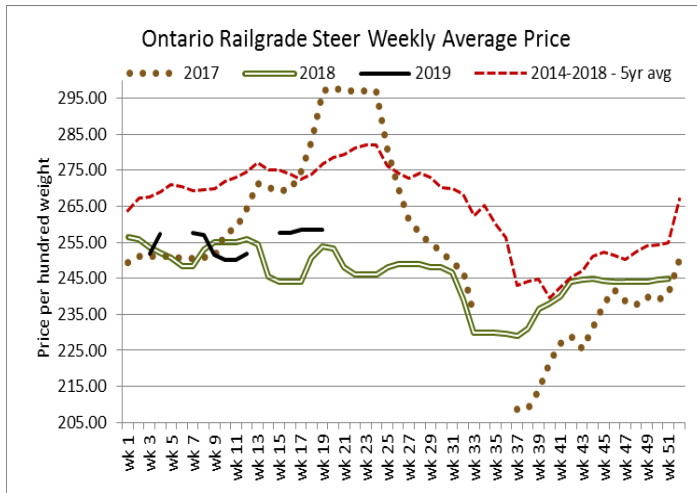
### STOCKERS - Large and Medium Frame

STEERS	Volume	Price Range	Average	Top	Last Week Avg
1000+	865	156.25-172.80	164.30	178.00	165.67
900-999	626	164.28-183.74	176.76	188.50	173.64
800-899	663	170.45-201.50	189.37	212.50	185.55
700-799	917	171.84-212.76	198.26	226.00	194.08
600-699	851	179.58-232.33	208.75	251.00	213.33
500-599	645	179.37-242.72	222.16	257.50	219.50
400-499	277	172.63-246.30	220.09	279.00	223.72
-399	80	171.02-239.87	215.76	280.00	197.32

HEIFERS	Volume	Price Range	Average	Top	Last Week Avg
+900	441	137.31-161.45	152.23	170.00	152.47
800-899	460	137.51-165.23	155.96	176.00	165.33
700-799	781	140.43-173.21	160.30	200.00	167.78
600-699	1,011	142.22-193.84	172.44	212.00	180.73
500-599	756	146.25-207.01	180.79	245.00	189.14
400-499	371	140.53-204.06	178.00	252.50	184.74
300-399	78	158.41-204.10	182.84	250.00	185.94
-299	9	116.66-162.00	135.55	217.49	141.25

At Kawartha Lakes Community Sale Barn, May 4, 2019 – 176 cows, 49 veal, 86 stockers, 6 bulls

	Price Range	Avg.	Top
Cows	57.00-95.00	72.90	105.00
Bulls over 1600 lbs	89.00-100.00	95.12	100.00
Veal 600 lbs+	69.00-97.00	80.46	105.00
Veal 125 lbs -	85.00-350.00	202.62	350.00



**Denfield Livestock Exchange Inc., May 7, 2019: 290 Fed Cattle, 33 Veal, 5 Bulls, 113 Cows**

	Volume	Price Range	Average	Top
Large & Medium Frame Fed Steers +1250 lbs	71	150.50-163.00	156.43	171.00
Large & Medium Frame Fed Heifers +1000 lbs	195	151.00-159.00	155.14	174.00
Cows	113	52.00-90.00	68.04	110.00
Bulls under 1600 lbs	2	78.00-89.00	83.50	89.00
Bulls over 1600 lbs	3	92.50-105.50	98.17	105.50
Veal 600 lbs and over	32	84.00-109.00	96.44	110.50

**At Aylmer Stockyards Inc.: May 1, 2019 –52 Veal, 213 Cows, 47 Fed Cattle, 37 stockers, 1 bull**

	Price Range	Average	Top
Large & Medium Frame Fed Steers +1250 lbs	114.99-150.00	140.79	150.00
Fed heifers, Dairy and Dairy Cross +1000 lbs	54.50-108.49	86.59	108.49
Cows	40.99-92.00	65.90	97.99
Veal over 600 lbs	65.00-105.00	89.20	105.00

**ONTARIO STOCKER & FEEDER TRADE**

Stocker sale at **Brussels Livestock: May 3, 2019 – 1,649 Stockers**

Steers	Price Range	Average	Top	Heifers	Price Range	Average	Top
1000+	160.00-174.00	168.49	174.00	900+	145.00-167.00	158.49	170.00
900-999	169.50-185.00	178.74	185.00	800-899	139.00-168.75	159.26	176.00
800-899	175.00-198.50	186.11	206.00	700-799	143.00-176.25	164.58	200.00
700-799	175.00-213.00	200.58	213.00	600-699	160.00-192.00	171.45	202.00
600-699	190.00-226.00	209.09	229.00	500-599	140.00-194.00	162.84	206.00
500-599	212.00-241.00	226.84	255.00	400-499	140.00-195.00	171.09	215.00
400-499	216.00-247.00	232.47	263.00	300-399	165.00-185.00	178.33	202.00
399-	225.00-240.00	231.60	250.00				

Stocker sale at **Temiskaming Livestock Exchange., May 6, 2019– 86 Stockers**

Steers	Price Range	Average	Top	Heifers	Price Range	Average	Top
700-799	161.00-188.00	174.00	192.50	700-799	143.50-158.00	155.28	158.00
600-699	140.00-185.00	169.57	189.00	600-699	159.00-170.00	166.63	182.50
500-599	177.00-215.00	195.00	215.00	500-599	144.00-177.50	159.747	177.50
400-499	180.00-230.00	217.33	230.00				

Stocker sale at: **Community Livestock Exchange: May 7, 2019 – 182** Stockers

<b>Steers</b>	<b>Price Range</b>	<b>Average</b>	<b>Top</b>	<b>Heifers</b>	<b>Price Range</b>	<b>Average</b>	<b>Top</b>
<b>600-699</b>	122.50-235.99	193.19	235.99	<b>600-699</b>	105.00-189.99	156.20	189.99
<b>500-599</b>	138.99-243.99	219.79	243.99	<b>500-599</b>	107.00-210.99	171.10	210.99
<b>400-499</b>	146.99-262.99	227.40	262.99	<b>400-499</b>	128.00-225.00	184.89	225.00

Stocker sale at **Keady Livestock Market, May 7, 2019- 1,650** stockers

<b>Steers</b>	<b>Price Range</b>	<b>Average</b>	<b>Top</b>	<b>Heifers</b>	<b>Price Range</b>	<b>Average</b>	<b>Top</b>
<b>1000+</b>	161.25-162.00	161.44	162.00	<b>900+</b>	131.00-154.00	147.42	154.00
<b>900-999</b>	171.50-188.50	183.48	188.50	<b>800-899</b>	141.50-166.00	159.93	166.00
<b>800-899</b>	186.00-212.50	200.66	212.50	<b>700-799</b>	150.00-174.50	164.21	181.00
<b>700-799</b>	196.00-226.00	216.31	226.00	<b>600-699</b>	165.00-207.50	191.49	212.00
<b>600-699</b>	205.00-251.00	229.35	251.00	<b>500-599</b>	190.00-220.50	207.81	245.00
<b>500-599</b>	212.50-252.00	238.38	252.00	<b>400-499</b>	187.00-237.50	218.77	252.50
<b>400-499</b>	212.00-257.00	231.85	257.00	<b>300-399</b>	150.00-250.00	188.50	250.00
<b>399-</b>	192.00-280.00	250.67	280.00				

Stocker sale at: **Renfrew Pontiac Livestock: May 7, 2019 –337** Stockers

<b>Steers</b>	<b>Price Range</b>	<b>Average</b>	<b>Top</b>	<b>Heifers</b>	<b>Price Range</b>	<b>Average</b>	<b>Top</b>
<b>800-899</b>	154.00-180.00	169.50	180.00	<b>700-799</b>	130.00-176.00	166.59	176.00
<b>700-799</b>	144.99-204.99	190.10	204.99	<b>600-699</b>	119.99-194.99	179.09	194.99
<b>600-699</b>	157.49-233.99	196.19	233.99	<b>500-599</b>	130.00-214.99	187.79	214.99
<b>500-599</b>	169.99-245.00	226.79	245.00	<b>400-499</b>	151.00-210.00	199.59	210.00
<b>400-499</b>	181.00-252.00	228.90	252.00	<b>300-399</b>	185.00-208.99	203.50	208.99
<b>399-</b>	160.00-222.00	196.30	222.00				

Stocker sale at **Ontario Livestock Exchange: May 1, 2019 – 852** Stockers

<b>Steers</b>	<b>Price Range</b>	<b>Average</b>	<b>Top</b>	<b>Heifers</b>	<b>Price Range</b>	<b>Average</b>	<b>Top</b>
<b>1000+</b>	159.00-176.00	165.32	176.00	<b>800-899</b>	132.00-147.50	141.30	147.50
<b>900-999</b>	168.00-185.00	178.32	185.00				
<b>800-899</b>	173.00-193.50	185.77	193.50				

Stocker sale at: **Ontario Livestock Exchange, May 9, 2019– 475** Stockers

<b>Steers</b>	<b>Price Range</b>	<b>Average</b>	<b>Top</b>	<b>Heifers</b>	<b>Price Range</b>	<b>Average</b>	<b>Top</b>
<b>1000+</b>	69.50-130.00	100.69	140.00	<b>700-799</b>	120.00-155.00	143.07	155.00
<b>900-999</b>	117.50-176.00	145.32	176.00	<b>600-699</b>	80.00-152.50	127.08	158.00
<b>800-899</b>	142.00-187.00	175.58	187.00	<b>500-599</b>	150.00-190.00	181.31	190.00
<b>700-799</b>	73.00-162.50	130.47	200.00	<b>400-499</b>	130.00-190.00	167.86	190.00
<b>600-699</b>	140.00-205.00	176.86	205.00	<b>300-399</b>			
<b>500-599</b>	132.50-220.00	185.60	220.00				
<b>400-499</b>	117.50-177.50	152.22	222.50				

Stocker sale at **Ontario Stockyards Inc., May 9, 2019– 1,015** Stockers

<b>Steers</b>	<b>Price Range</b>	<b>Average</b>	<b>Top</b>	<b>Heifers</b>	<b>Price Range</b>	<b>Average</b>	<b>Top</b>
<b>1000+</b>	107.00-165.00	148.89	165.00	<b>900+</b>	137.50-162.00	153.42	162.00
<b>900-999</b>	146.00-165.00	153.67	165.00	<b>800-899</b>	138.00-167.50	151.52	167.50
<b>800-899</b>	150.00-193.00	172.79	193.00	<b>700-799</b>	122.50-160.00	143.92	164.00
<b>700-799</b>	172.00-206.50	195.70	206.50	<b>600-699</b>	127.50-170.00	148.34	195.00
<b>600-699</b>	167.00-207.50	189.89	220.50	<b>500-599</b>	136.00-184.00	157.40	200.00
<b>500-599</b>	172.50-235.00	206.34	242.00	<b>400-499</b>	117.50-179.00	146.79	200.00
<b>400-499</b>	163.00-224.00	197.28	237.50	<b>300-399</b>	147.50-207.50	174.21	207.50
<b>399-</b>	142.50-205.00	182.55	235.00				

Stocker sale at: **Ottawa Livestock Exchange, May 9, 2019– 133** Stockers

<b>Steers</b>	<b>Price Range</b>	<b>Average</b>	<b>Top</b>	<b>Heifers</b>	<b>Price Range</b>	<b>Average</b>	<b>Top</b>
<b>700-799</b>	110.00-192.00	159.80	192.00	<b>700-799</b>	116.00-157.00	140.22	157.00
<b>600-699</b>	164.00-206.00	183.69	220.00	<b>600-699</b>	136.00-189.00	166.86	189.00
<b>500-599</b>	176.00-233.00	208.43	233.00	<b>500-599</b>	154.00-182.00	170.00	182.00
<b>400-499</b>	120.00-225.00	172.17	225.00	<b>400-499</b>	146.00-182.00	161.83	206.00
<b>399-</b>	66.00-238.00	150.44	248.00				

**ONTARIO STOCKER & FEEDER TRADE SPECIAL SPRING SALES**

Stocker sale at **Community Livestock Exchange, May 3, 2019– 918** Stockers- Quinte Cattlemen’s Sale

<b>Steers</b>	<b>Price Range</b>	<b>Average</b>	<b>Top</b>	<b>Heifers</b>	<b>Price Range</b>	<b>Average</b>	<b>Top</b>
<b>1000+</b>	155.00-178.00	175.80	178.00	<b>900+</b>	138.99-161.00	149.50	161.00
<b>900-999</b>	155.00-185.20	178.89	185.20	<b>800-899</b>	122.50-172.99	159.89	172.99
<b>800-899</b>	125.00-190.99	180.49	190.99	<b>700-799</b>	132.00-181.00	165.79	181.00
<b>700-799</b>	150.00-221.49	194.19	221.49	<b>600-699</b>	107.49-206.99	176.80	206.99
<b>600-699</b>	147.50-245.99	206.19	245.99	<b>500-599</b>	122.50-224.00	197.79	224.00
<b>500-599</b>	139.99-252.00	232.69	252.00	<b>400-499</b>	119.99-235.00	199.59	235.00
<b>400-499</b>	155.00-266.99	243.00	266.99	<b>300-399</b>	189.99-239.99	221.39	239.99
<b>399-</b>	180.00-274.00	256.80	274.00				

Demand was steady throughout the sale with exceptional strength shown for light grass cattle.

Stocker sale at **Thessalon- Algoma Co-op Livestock Sales, May 4, 2019 - 169** stockers & cows

<b>Steers</b>	<b>Price Range</b>	<b>Heifers</b>	<b>Price Range</b>
<b>800-899</b>	193.00 – 1 lot	<b>700-799</b>	179.50- 1 lot
<b>700-799</b>	170.00 – 1 lot	<b>600-699</b>	160.00-183.00
<b>600-699</b>	180.00-215.50	<b>500-599</b>	169.00-180.00
<b>500-599</b>	190.00-210.00		
<b>400-499</b>	170.00-211.00	<b>Cow/Calf Pairs</b>	\$1450.00-\$1650.00 per pair

Stocker sale at **Ontario Stockyards Inc, May 7, 2019– 1,001** Stockers

<b>Steers</b>	<b>Price Range</b>	<b>Average</b>	<b>Top</b>	<b>Heifers</b>	<b>Price Range</b>	<b>Average</b>	<b>Top</b>
<b>1000+</b>	155.00-165.00	162.81	169.00	<b>900+</b>	144.00-160.00	149.90	164.00
<b>900-999</b>	173.50-181.50	176.37	186.00	<b>800-899</b>	153.00-166.00	159.87	166.00
<b>800-899</b>	187.00-203.50	193.09	203.50	<b>700-799</b>	155.00-175.00	165.38	181.00
<b>700-799</b>	190.00-205.00	200.18	209.00	<b>600-699</b>	160.00-206.00	183.21	212.00
<b>600-699</b>	203.00-245.00	223.35	245.00	<b>500-599</b>	170.00-230.50	198.82	232.50
<b>500-599</b>	215.00-252.50	238.00	257.50	<b>400-499</b>	172.50-207.00	192.57	212.50
<b>400-499</b>	212.50-279.00	254.78	279.00	<b>300-399</b>	210.00-230.00	218.82	230.00
<b>399-</b>	227.50-248.00	237.66	248.00				

All vaccinated stocker sale- A good quality offering of replacement cattle sold at fully steady to stronger prices.

Stocker sale at **Kawartha Lakes Community Sale Barn, May 8, 2019- 503** stockers

<b>Steers</b>	<b>Price Range</b>	<b>Average</b>	<b>Top</b>	<b>Heifers</b>	<b>Price Range</b>	<b>Average</b>	<b>Top</b>
<b>900-999</b>	120.00-156.00	145.96	156.00	<b>900+</b>	109.00-133.50	122.60	133.50
<b>800-899</b>	115.00-188.00	158.74	188.00	<b>800-899</b>	150.00-176.00	166.21	176.00
<b>700-799</b>	140.00-213.50	182.80	213.50	<b>700-799</b>	145.00-186.50	164.87	186.50
<b>600-699</b>	175.00-241.00	211.28	241.00	<b>600-699</b>	155.00-196.00	173.17	196.00
<b>500-599</b>	170.00-239.00	212.93	239.00	<b>500-599</b>	135.00-222.00	187.20	222.00
<b>400-499</b>	165.00-255.00	219.09	255.00	<b>400-499</b>	145.00-223.00	185.30	223.00
<b>399</b>				<b>300-399</b>	117.50-170.00	143.33	170.00

Grass type cattle continued to sell actively at steady prices.

### ONTARIO BRED COW SALES

Brussels Livestock, May 8, 2019- 160 Bred cows, 30 Cow calf pairs (prices are per head & per pair)

	Exotic and Exotic X	British and British X
Top quality bred cows	\$2000-\$2350	\$1750-\$1900
Avg quality bred cows	\$1650-\$1800	\$1350-\$1700
Top quality cow/calf pairs	N/T	N/T
Avg quality cow/calf pairs	\$1750-\$2000	\$1400-\$1700

All sold on an active trade.

### LIVE CATTLE EXPORTS-ONTARIO

	Week ending Apr 20, 2019	Week ending Apr 13, 2019	Year to Date
Total live slaughter cattle exported from Ontario to the U.S.	2,293	2,457	42,377
Steers & Heifers & Cows	2,069	2,060	38,310
Bulls	224	397	4,067

### AVERAGE CARCASS WEIGHTS – CANADA

	Steers	Heifers
May 4, 2019	890	837
Apr 27, 2019	900	851
May 5, 2018	870	820

### FEDERALLY INSPECTED CANADIAN PROCESSING

	Week Ending May 4, 2019	# of hd change from week ago	YTD	% Change (Week Ago)	% Change (Year Ago)
Grand Total	59,653	-4,034	1,040,356	-6%	+8%
Western Slaughter	45,406	-1,194	801,795	-8%	+9%
Eastern Slaughter	14,247	+160	238,561	+1%	+5%

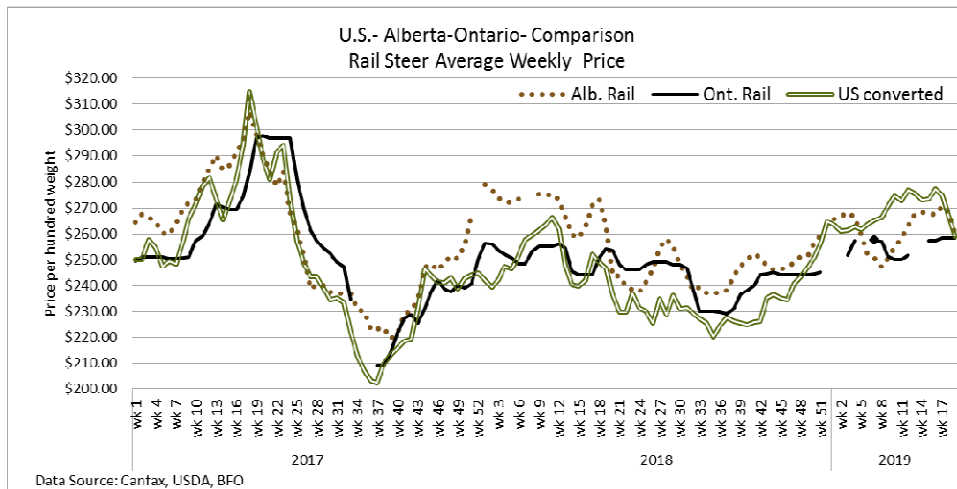
### USDA ESTIMATED CATTLE PROCESSING VOLUME

	Week Ending May 11, 2019	Previous Week	Year Ago
Grand Total	664,000	670,000	655,000

### ALBERTA DIRECT TRADE

For the week ending May 9, 2019

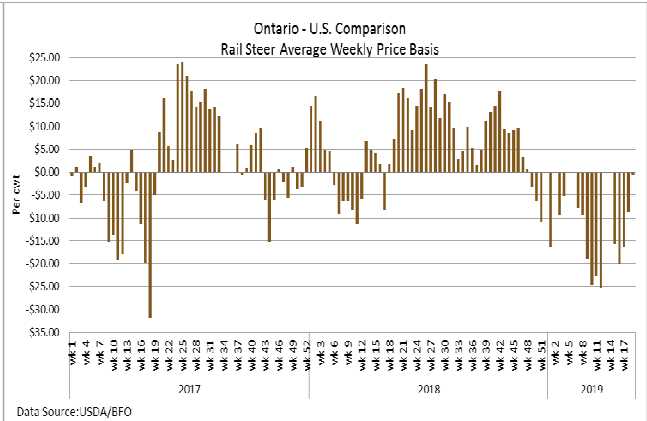
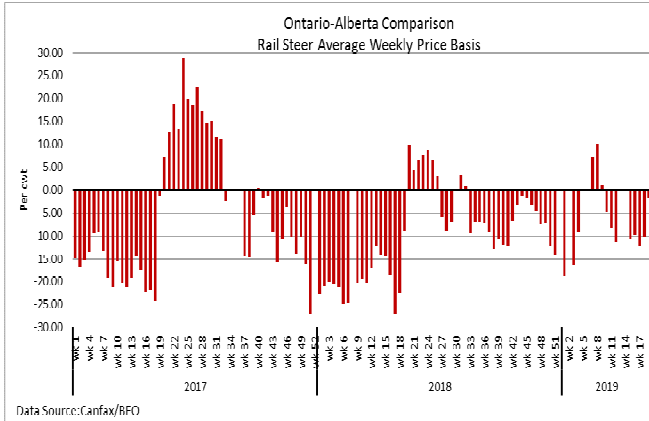
Steers	Live FOB	N/T	Rail FOB	256.50-263.50
Heifers	Live FOB	154.00	Rail FOB	260.50-261.50



## U.S. TRADE (U.S. funds)

For the week ending May 9, 2019

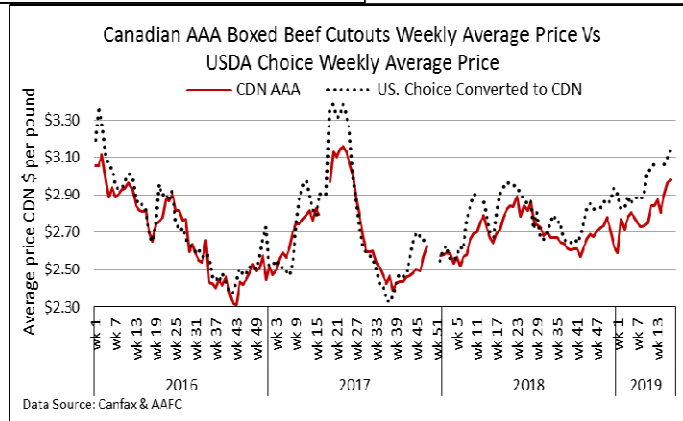
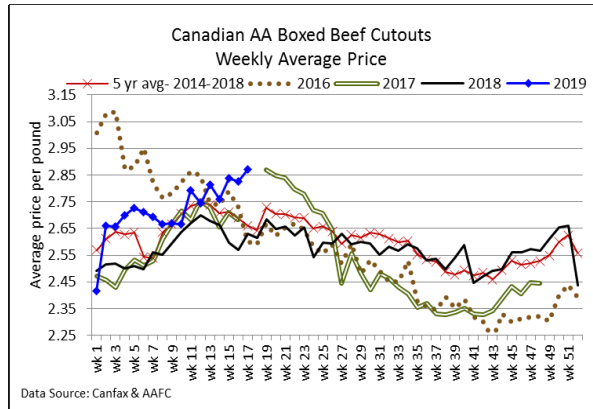
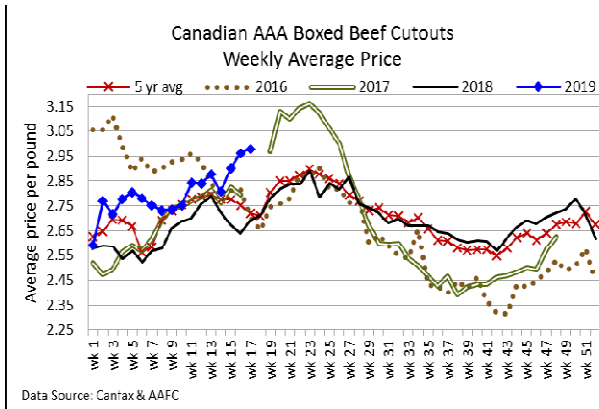
**Choice and Select Steers and Heifers:** Live 118.00-124.50  
Rail 185.00-196.00



## QUEBEC ELECTRONIC AUCTION MARKET (F.O.B. THE FEEDLOT)

Price Change from Last Week  
253.00-255.00 -5.25

For the week ending May 9, 2019



### CANADIAN BOXED BEEF CUT-OUT VALUES

Week Ending	AAA	AA
April 27, 2019	2.9791	2.8700
April 20, 2019	2.9622	2.8254
April 13, 2019	2.9008	2.8364



### U.S. BOXED BEEF CUT-OUT VALUES (U.S. funds)

	<b>Choice 600-900</b>	<b>Select 600-900</b>
<b>Current Five Day Average:</b>	224.76	210.73

### BEEF EXPORTS – CANADA

	<b>United States</b>	<i>Change from last year YTD</i>	<b>Mexico</b>	<i>Change from last year YTD</i>
	<i>Jan 1- Mar 31/2019</i>		<i>Jan 1- Mar 31/2019</i>	
<b>Total</b>	77,034 tonnes	+18% or +11,669 tonnes	3,666 tonnes	+5% or +173 tonnes

### LIVE CATTLE – CANADA

	<b>IMPORTS</b>	<i>Import % change from 2018 YTD</i>		<b>EXPORTS</b>	<i>Export % change from 2018 YTD</i>
	<i>Jan 1- Mar 31/2019</i>			<i>Jan 1- Apr 27/19</i>	
Pure bred	1,484	-13%	Slaughter steers & heifers & cows	165,803	+35%
Non-pure bred	47,952	+76%	Feeder cattle & calves	98,590	+15%
			Bulls	11,567	+6%

### BEEF PRODUCTION – CANADA

	<i>Jan 1 – May 4/19</i>	<i>Last Year Same Time</i>	<i>% Change</i>
Fed	338,904 tonnes	307,439 tonnes	+10%
Non-fed	68,493 tonnes	64,817 tonnes	+6%

### BEEF IMPORTS – CANADA

	<i>Jan 1 – May 4/19</i>	<i>Last Year Same Time</i>	<i>% Change</i>
United States	35,017 tonnes	41,299 tonnes	-15%
Non-CUSMA	16,083 tonnes	23,600 tonnes	-32%
EU-28 (beef/veal total)	1,805 tonnes	636 tonnes	+184%
<b>Total</b>	54,724 tonnes	68,123 tonnes	-20%

### CHICAGO MERCANTILE EXCHANGE

Closing quotes on futures today were as follows:

<b>Live Cattle</b>		<b>Feeder Cattle</b>		<b>Corn</b>		<b>Soybeans</b>		<b>Canadian \$</b>						
<b>Jun</b>	112.45	+0.50	<b>May</b>	137.62	+1.37	<b>May</b>	3.424	-2.0	<b>May</b>	7.970	-3.2	<b>Spot</b>	74.50	+0.22
<b>Aug</b>	108.90	+1.30	<b>Aug</b>	146.82	+2.35	<b>Jul</b>	3.516	-1.4	<b>Jul</b>	8.092	-3.4	<b>Jun</b>	74.57	+0.23
<b>Oct</b>	109.02	+1.37	<b>Sep</b>	147.77	+2.50	<b>Sep</b>	3.610	-1.0	<b>Aug</b>	8.156	-3.6	<b>Sep</b>	74.72	+0.22
<b>Dec</b>	113.07	+1.62	<b>Oct</b>	148.75	+2.77	<b>Dec</b>	3.720	-0.6	<b>Sep</b>	8.214	-3.4	<b>Dec</b>	74.85	+0.22
<b>Feb</b>	116.75	+2.07	<b>Nov</b>	149.35	+2.82	<b>Mar</b>	3.862	-0.4	<b>Nov</b>	8.332	-2.4	<b>Mar</b>	74.97	+0.20
<b>Apr</b>	118.17	+2.05	<b>Jan</b>	146.67	+2.72	<b>May</b>	3.960	+0.4	<b>Jan</b>	8.466	-1.6	<b>Jun</b>	75.08	+0.20

Beef Farmers of Ontario, 130 Malcolm Road, Guelph, ON N1K 1B1 Phone: (519) 824-0334 Fax: (519) 824-9161 or email: [markets@ontariobeef.com](mailto:markets@ontariobeef.com)

### UPCOMING ONTARIO AUCTION MARKETS SPECIAL SALES

May 11 10:00 am	Renfrew Pontiac Livestock	Special Horse Sale
May 11 11:00 am	Denfield Livestock Exchange	Spring Stockers & Bred Cows, Cow/Calf Pairs
May 13 7:00 pm	Maple Hill Auctions Ltd	Spring Stocker Sale
May 15 10:00 am	Kawartha Lakes Community Sale Barn	Spring Stocker Sale
May 22 7:00 pm	Kawartha Lakes Community Sale Barn	Bred Cow Sale- 150 Char, Angus & X-bred cows
May 25 11:00 am	Denfield Livestock Exchange	Spring Stockers & Bred Cows, Cow/Calf Pairs
May 29 10:00 am	Kawartha Lakes Community Sale Barn	Spring Stocker Sale

### **Comments for the week ending May 9, 2019**

There were 564 fed steers and heifers sold through auction markets this week, down 121 from last week, but 152 more than the same week last year. Fed steers ranged from \$133.03-\$158.95 averaging \$149.07 down \$2.20 from last week and \$2.93 below year ago prices. Fed heifers sold from \$139.45-\$156.81 averaging \$149.16 down \$1.21 from last week and \$1.27 lower than this time last year. Auction markets reported trade as steady to barely steady and slightly lower in some areas early in the week. As the week progressed, trade was active at steady prices.

The Ontario railgrade market continued to trade at steady prices of \$257.00-\$260.00 dressed for steers and heifers averaging \$258.50. By Monday, one packer had pulled their bid which continued to Wednesday leaving light receipts reported, with packer interest noted as limited. Delivery of the cattle sold this week is from next week, out to the week of May 27<sup>th</sup>. This week's average prices are \$4.50 stronger than this time last year.

Lighter receipts of cull/fed cows sold through auction markets this week at 2,720 head, down 129 from last week but 776 more than the same week last year. Cows traded from \$54.16-\$81.86 averaging \$66.82 up \$0.30 from last week but \$0.51 below year ago prices. Auction markets reported a good demand with prices steady to stronger early week, to steady to fully steady as the week progressed, and ended the week with prices up \$1.00-\$2.00 cwt.

8,831 stocker and feeder cattle sold through auction markets this week, down 1,407 from last week's larger offering, but 1,744 more than this time last year. Auction markets reported grass type cattle as selling on a good strong demand at steady to fully steady prices, with good quality trading fully steady to stronger. Good quality heavier cattle sold steady to strong early week, with plainer and fleshier types selling slightly easier. By mid-week the heavier cattle were under pressure at easier prices. The market ended the week with good quality cattle steady and plainer and fleshier types easier. Actual average prices this week for steers 400-500 lbs were down \$3.63 from last week on average, steers 500-600 lbs were up \$2.66, 600-700 lbs down \$4.58, 700-800 lbs up \$4.18, 800-900 lbs up \$3.82, 900-1000 lbs up \$3.12 and steers 1000 lbs and over averaged \$1.37 lower than last week. Heifers 300-400 lbs were down \$3.10 from last week on average, 400-500 lbs down \$6.74, 500-600 lbs down \$8.35, 600-700 lbs down \$8.29, 700-800 lbs down \$7.48, 800-900 lbs down \$9.37 and heifers 900 lbs and over averaged \$0.24 lower than last week.

The Quebec electronic market this week ranged from \$253.00-\$255.00 dressed, down \$5.25 from last week on average.

Alberta direct trade, on Wednesday was reported as moderate in volume by Canfax, at easier prices. Canfax notes sales from \$263.00-\$265.00 delivered on a dressed basis, down \$5.00-\$8.00 cwt from last week. Business on Thursday was reported by Canfax as \$5.00 lower than Wednesday at \$258.00 delivered, on a dressed basis. Canfax reports: "One packer pulled their bids yesterday, telling producers they had bought enough cattle for this week. This week one packer was buying cattle for the end of May delivery while the other packer was buying cattle for the middle of June delivery. It is likely safe to say first half of the year highs are behind us." Overall prices for the week on a picked up basis, reported by Canfax, were at \$154.00 live down \$5.50 on average, while dressed deals ranged from \$256.50-\$263.50 with steers averaging \$260.10 down \$8.56 and heifers averaged \$261.28 down \$7.08 from last week on average.



The US cash cattle trade, for the week ending May 2nd, saw sales reported by the USDA Mandatory Price Report, for the week, range from \$121.00-\$128.00 live, with steers averaging \$123.76 down \$2.93 from the previous week, while heifers averaged \$123.33 down \$2.71. On the rail prices ranged from \$190.00-\$204.00 dressed, with steers averaging \$198.92 down \$5.66 from the previous week, while heifers averaged \$198.65 down \$6.53.

This week, a light to moderate trade developed on Tuesday in the south with prices sitting at \$120.00 live on average, down \$3.00 cwt from last week and ranging from \$118.00-\$124.50. A light trade in parts of the north was reported at mostly \$195.00 on a dressed basis, down around \$4.00 from last week on average and ranging from \$190.00-\$196.00. On Wednesday the cash market was busier in the north with sales from \$189.00-\$194.00, mostly \$190.00-\$194.00 down \$4.00-\$8.00 from last week's trade. A few sales in the south were steady to Wednesday's easier market from \$119.00-\$120.00 live, down \$3.00 from last week. Thursday saw a couple of clean up deals at \$118.00-\$120.00 live in the south and \$185.00-\$191.00 dressed in the north, slightly lower than earlier in the week. The higher end of this week's trade was for delivery next week with the lower end of the ranges for delayed delivery. Today the market is quiet and it appears that business for the week has been completed.