



## Weekly Market Information Report for the week ending Thursday May 16, 2019

The following information is collected from various sources and disseminated by Beef Farmers of Ontario.

### ONTARIO DIRECT TO PACKER RAILGRADE CATTLE TRADE

Prices are on a carcass weight basis before grade and weight discounts. Weekly Range:

A Grade Steers	257.00-260.00
A Grade Heifers	257.00-260.00

### ONTARIO LIVE CATTLE TRADE

Ontario auction sales this week saw weighted average price ranges for:

FED CATTLE	Volume	Price Range	Average	Top	Last Week Avg
Large Frame Steers +1250	146	136.28-165.03	151.58	173.00	150.58
Medium Frame Steers +1250	78	137.32-154.60	147.71	159.50	145.68
Large & Medium Frame Steers +1250	224	131.92-159.80	150.41	173.00	149.07
Large Frame Heifers +1000	98	115.13-159.01	144.97	163.50	150.12
Medium Frame Heifers +1000	136	115.91-155.58	141.58	173.50	147.61
Large & Medium Frame Heifers +1000	234	115.80-157.61	143.94	173.50	149.16
Fed steers, Dairy & Dairy Cross +1250	69	87.54-110.08	102.71	117.00	103.83
Fed heifers, Dairy & Dairy Cross +1000	111	69.89-102.40	86.67	110.00	83.50
Cows - All Weights	2,724	56.21-82.98	67.80	114.99	66.82
Bulls - All Weights	135	84.42-109.07	96.98	145.00	94.99

### STOCKERS - Large and Medium Frame

STEERS	Volume	Price Range	Average	Top	Last Week Avg
1000+	924	155.43-172.76	163.44	180.50	164.30
900-999	681	162.32-182.96	173.74	187.50	176.76
800-899	819	173.99-194.01	186.40	205.00	189.37
700-799	698	175.00-212.87	195.57	232.50	198.26
600-699	663	183.21-224.75	205.75	252.50	208.75
500-599	490	186.90-237.36	214.29	264.00	222.16
400-499	216	180.04-234.90	209.06	266.00	220.09
-399	85	146.53-206.90	182.75	400.00	215.76

HEIFERS	Volume	Price Range	Average	Top	Last Week Avg
+900	449	124.77-158.23	142.84	179.00	152.23
800-899	553	143.94-168.08	155.10	191.00	155.96
700-799	575	149.03-175.14	159.41	207.00	160.30
600-699	623	143.84-187.01	168.64	215.00	172.44
500-599	453	143.18-194.64	174.27	228.00	180.79
400-499	213	146.79-197.50	176.09	230.00	178.00
300-399	60	148.10-193.90	174.54	230.00	182.84
-299	9	135.06	135.06	155.00	135.55

At Kawartha Lakes Community Sale Barn, May 11, 2019 – 167 cows, 49 veal, 105 stockers, 7 bulls, 20 fed cattle

	Price Range	Avg.	Top
Cows	59.00-93.50	71.31	104.00
Bulls over 1600 lbs	77.00-108.00	96.59	108.00
Veal 600 lbs+	69.00-117.50	90.76	117.50
Veal 125 lbs -	75.00-400.00	186.06	400.00

**Denfield Livestock Exchange Inc., May 14, 2019: 244 Fed Cattle, 47 Veal, 7 Bulls, 120 Cows, 8 stockers**

	Volume	Price Range	Average	Top
Large & Medium Frame Fed Steers +1250 lbs	43	140.00-163.75	151.43	172.00
Large & Medium Frame Fed Heifers +1000 lbs	103	125.00-165.75	151.17	173.50
Cows	120	54.50-90.00	73.80	103.00
Bulls under 1600 lbs	3	83.50-145.00	104.17	145.00
Bulls over 1600 lbs	4	69.00-104.00	89.25	104.00
Veal 600 lbs and over	47	82.00-104.00	96.50	104.00

**At Aylmer Stockyards Inc.: May 15, 2019 –63 Veal, 154 Cows, 30 Fed Cattle, 33 stockers, 3 bulls**

	Price Range	Average	Top
Fed heifers, Dairy and Dairy Cross +1000 lbs	73.99-102.00	87.50	102.00
Cows	50.00-93.00	70.19	93.00
Veal over 600 lbs	76.00-125.00	91.30	125.00

**ONTARIO STOCKER & FEEDER TRADE**

**Stocker sale at Brussels Livestock: May 10, 2019 – 1,901 Stockers**

Steers	Price Range	Average	Top	Heifers	Price Range	Average	Top
1000+	160.00-172.00	166.33	172.00	900+	130.00-162.00	146.77	171.00
900-999	162.50-185.50	172.83	185.50	800-899	138.00-167.25	153.97	176.00
800-899	177.00-196.50	188.30	196.50	700-799	142.00-172.00	152.60	176.00
700-799	174.50-212.50	195.75	212.50	600-699	160.00-186.00	173.38	194.00
600-699	178.50-224.00	200.73	230.00	500-599	155.00-198.00	178.14	198.50
500-599	190.00-242.00	217.82	242.00	400-499	167.00-201.00	184.26	215.00
400-499	192.00-235.00	210.15	235.00	300-399	185.00-220.00	199.17	220.00
399-	180.00-222.00	203.60	222.00				

**Stocker sale at Kawartha Lakes Community Sale Barn: May 11, 2019 – 105 Stockers**

Steers	Price Range	Average	Top	Heifers	Price Range	Average	Top
600-699	147.00-187.50	160.21	187.50	500-599	130.00-145.00	133.55	145.00
500-599	157.50-207.50	166.96	207.50	400-499			
400-499	137.50-240.00	189.22	240.00				

**Stocker sale at: Community Livestock Exchange: May 14, 2019 – 164 Stockers**

Steers	Price Range	Average	Top	Heifers	Price Range	Average	Top
700-799	135.00-184.00	159.00	184.00	600-699	100.00-198.99	163.10	198.99
600-699	130.00-229.99	185.29	229.99	500-599	107.49-212.99	173.39	212.99
500-599	144.99-258.99	205.29	258.99	400-499	139.99-208.99	164.79	208.99
400-499	135.00-250.00	196.70	250.00				

**Stocker sale at Keady Livestock Market, May 14, 2019- 1,610 stockers**

Steers	Price Range	Average	Top	Heifers	Price Range	Average	Top
1000+	166.00-176.50	170.62	176.50	900+	115.00-179.00	153.35	179.00
900-999	175.00-186.50	180.29	187.50	800-899	141.00-164.00	150.31	164.00
800-899	186.00-197.00	191.89	205.00	700-799	171.50-190.00	178.42	190.00
700-799	191.00-225.00	207.43	232.50	600-699	174.00-215.00	190.45	215.00
600-699	219.00-235.00	227.43	252.50	500-599	187.50-220.00	206.72	220.00
500-599	212.50-251.00	238.16	264.00	400-499	186.00-229.00	208.81	229.00
400-499	202.50-266.00	234.45	266.00	300-399	187.00-218.00	208.14	230.00
399-	152.50-295.00	240.83	295.00	Cows	46.50-75.00	64.10	88.00

Stocker sale at: **Renfrew Pontiac Livestock: May 14, 2019 – 328** Stockers

<b>Steers</b>	<b>Price Range</b>	<b>Average</b>	<b>Top</b>	<b>Heifers</b>	<b>Price Range</b>	<b>Average</b>	<b>Top</b>
<b>700-799</b>	127.00-202.99	175.20	202.99	<b>700-799</b>	95.99-162.99	132.29	162.99
<b>600-699</b>	164.99-224.00	196.70	224.00	<b>600-699</b>	100.00-172.99	147.70	214.99
<b>500-599</b>	185.00-235.99	214.80	235.99	<b>500-599</b>	114.99-183.00	160.29	183.00
<b>400-499</b>	130.00-254.00	211.39	254.00	<b>400-499</b>	105.00-183.00	157.09	183.00

Stocker sale at **Ontario Livestock Exchange: May 15, 2019 – 676** Stockers

<b>Steers</b>	<b>Price Range</b>	<b>Average</b>	<b>Top</b>	<b>Heifers</b>	<b>Price Range</b>	<b>Average</b>	<b>Top</b>
<b>1000+</b>	156.00-176.50	164.66	176.50	<b>900+</b>	147.00-151.00	149.17	151.00
<b>900-999</b>	155.00-187.00	175.59	187.00	<b>800-899</b>	141.00-148.50	146.00	148.50
<b>800-899</b>	162.00-18.50	178.86	183.50	<b>700-799</b>	143.00-12.00	145.25	152.00

Stocker sale at: **Ontario Livestock Exchange, May 16, 2019– 375** Stockers

<b>Steers</b>	<b>Price Range</b>	<b>Average</b>	<b>Top</b>	<b>Heifers</b>	<b>Price Range</b>	<b>Average</b>	<b>Top</b>
<b>800-899</b>	125.00-191.50	174.82	191.50	<b>700-799</b>	122.00-152.00	132.85	160.00
<b>700-799</b>	150.00-176.00	165.80	176.00	<b>600-699</b>	101.00-150.00	130.15	160.00
<b>600-699</b>	157.50-190.00	173.80	190.00	<b>500-599</b>	120.00-165.00	152.17	165.00
<b>500-599</b>	140.00-180.00	161.50	222.50	<b>400-499</b>	119.00-142.50	130.85	142.50
<b>400-499</b>	210.00-240.00	221.83	240.00	<b>300-399</b>			
<b>399-</b>	125.00-212.50	198.89	212.50				

Stocker sale at **Ontario Stockyards Inc., May 16, 2019– 931** Stockers

<b>Steers</b>	<b>Price Range</b>	<b>Average</b>	<b>Top</b>	<b>Heifers</b>	<b>Price Range</b>	<b>Average</b>	<b>Top</b>
<b>1000+</b>	100.00-144.00	127.42	147.00	<b>900+</b>	100.00-140.00	123.96	160.00
<b>900-999</b>	132.00-162.00	152.06	178.00	<b>800-899</b>	126.00-164.00	149.84	164.00
<b>800-899</b>	152.00-190.00	179.73	193.00	<b>700-799</b>	158.50-182.75	165.46	182.75
<b>700-799</b>	160.00-216.25	193.52	216.25	<b>600-699</b>	150.00-189.50	177.61	189.50
<b>600-699</b>	185.00-232.50	215.60	232.50	<b>500-599</b>	137.00-190.00	168.08	228.00
<b>500-599</b>	214.00-238.50	231.29	249.00	<b>400-499</b>	137.50-190.00	176.70	230.00
<b>400-499</b>	224.00-243.00	238.55	243.00	<b>300-399</b>	122.50-178.00	148.00	212.50
<b>399-</b>	185.00-227.50	198.75	235.00				

Stocker sale at: **Ottawa Livestock Exchange, May 16, 2019– 94** Stockers

<b>Steers</b>	<b>Price Range</b>	<b>Average</b>	<b>Top</b>	<b>Heifers</b>	<b>Price Range</b>	<b>Average</b>	<b>Top</b>
<b>600-699</b>	174.00-215.00	189.62	215.00	<b>700-799</b>	132.00-152.00	147.00	152.00
<b>500-599</b>	166.00-228.00	191.11	232.00	<b>600-699</b>	146.00-177.00	166.36	177.00
<b>400-499</b>	217.00-246.00	233.67	246.00	<b>500-599</b>	148.00-182.00	168.00	184.00
<b>400-499</b>				<b>400-499</b>	140.00-174.00	150.40	174.00

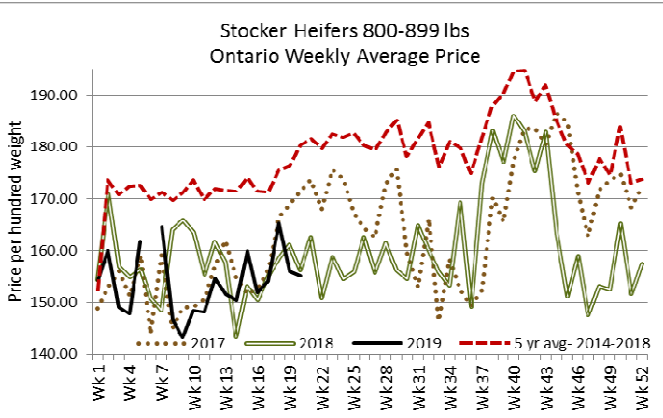
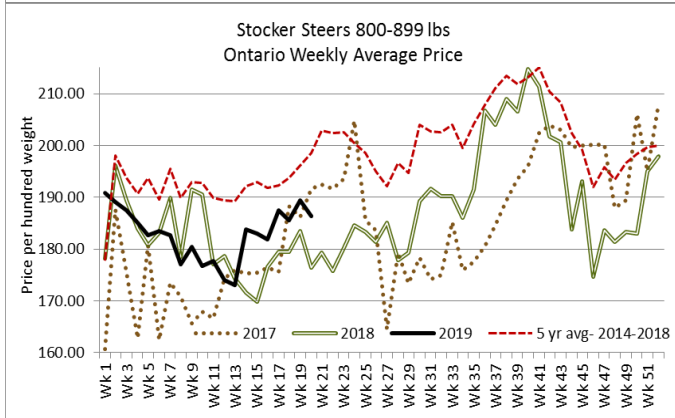
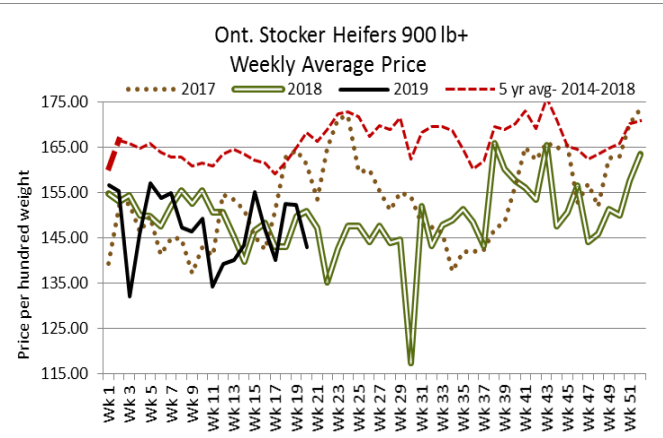
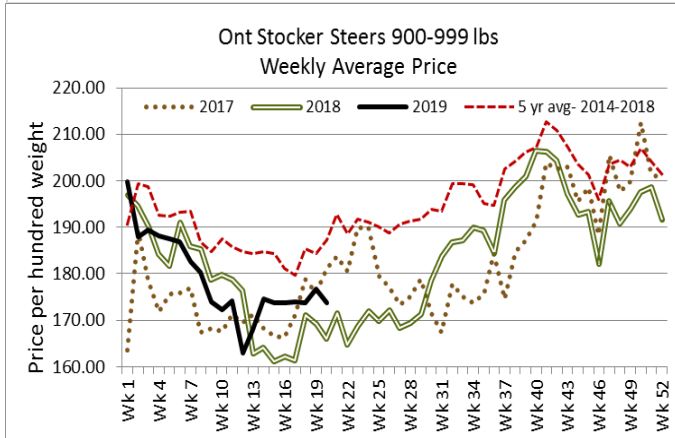
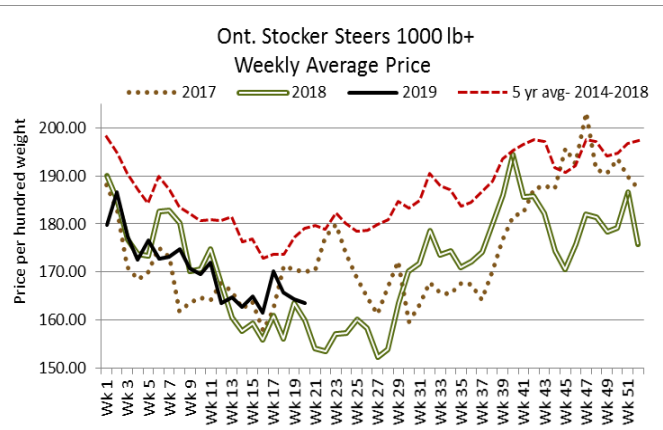
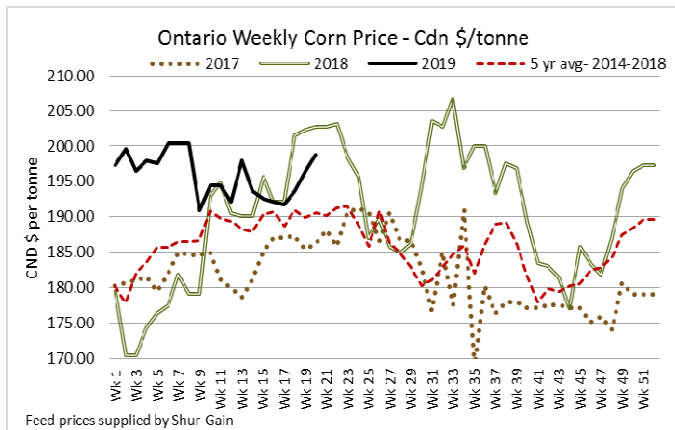
**ONTARIO STOCKER & FEEDER TRADE SPECIAL SPRING SALE**

Stocker sale at **Denfield Livestock Exchange, May 11, 2019– 458** Stockers

<b>Steers</b>	<b>Price Range</b>	<b>Average</b>	<b>Top</b>	<b>Heifers</b>	<b>Price Range</b>	<b>Average</b>	<b>Top</b>
<b>900-999</b>	166.00-187.00	176.48	187.00	<b>800-899</b>	151.00-191.00	167.54	191.00
<b>800-899</b>	155.00-193.00	179.65	205.00	<b>700-799</b>	154.00-182.00	165.53	207.00
<b>700-799</b>	178.00-209.00	196.36	209.00	<b>600-699</b>	154.00-187.00	169.09	189.00
<b>600-699</b>	185.00-220.00	204.21	220.00	<b>500-599</b>	150.00-188.00	178.95	188.00
<b>500-599</b>	186.00-225.00	209.74	225.00	<b>400-499</b>	170.00-186.00	182.83	186.00
<b>400-499</b>	190.00-226.00	207.33	226.00	<b>300-399</b>	185.00-210.00	192.67	210.00

Stocker sale at **Maple Hill Auctions Ltd., May 13, 2019– 489** Stockers

<b>Steers</b>	<b>Price Range</b>	<b>Average</b>	<b>Top</b>	<b>Heifers</b>	<b>Price Range</b>	<b>Average</b>	<b>Top</b>
<b>800-899</b>	189.35-196.25	193.44	196.25	<b>900+</b>	147.00-153.25	150.75	160.50
<b>700-799</b>	210.75-218.00	214.50	218.00	<b>800-899</b>	152.00-168.25	157.85	172.50
<b>600-699</b>	214.75-217.25	216.33	217.25	<b>700-799</b>	160.50-38 hd		



**AVERAGE CARCASS WEIGHTS – CANADA**

	<b>Steers</b>	<b>Heifers</b>
<b>May 11, 2019</b>	908	835
<b>May 4, 2019</b>	890	837
<b>May 12, 2018</b>	846	804

**FEDERALLY INSPECTED CANADIAN PROCESSING**

	<b>Week Ending</b>	<b># of hd change from</b>	<b>YTD</b>	<b>% Change</b>	<b>% Change</b>
	<b>May 11, 2019</b>	<b>week ago</b>		<b>(Week Ago)</b>	<b>(Year Ago)</b>
<b>Grand Total</b>	63,389	+3,736	1,103,745	+6%	+7%
<b>Western Slaughter</b>	50,372	+4,966	852,167	+11%	+8%
<b>Eastern Slaughter</b>	13,017	-1,230	251,578	-9%	+4%

## USDA ESTIMATED CATTLE PROCESSING VOLUME

**Week Ending  
May 18, 2019**

**Previous Week**

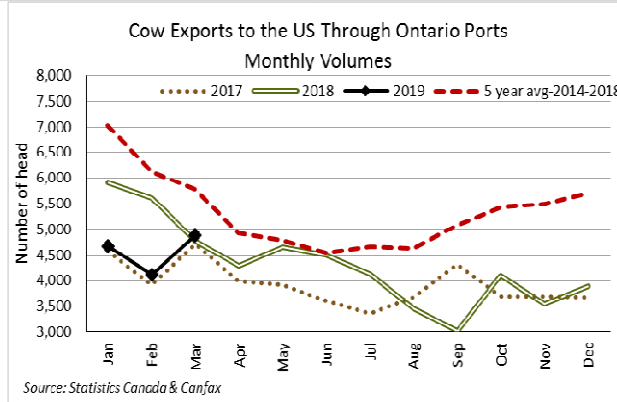
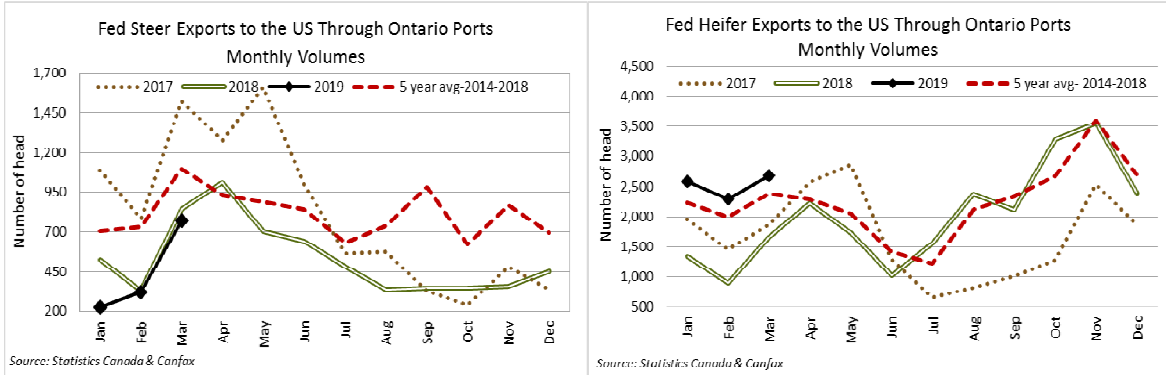
**Year Ago**

**Grand Total**

660,000

671,000

668,000



### LIVE CATTLE EXPORTS-ONTARIO

	Week ending Apr 27, 2019	Week ending Apr 20, 2019	Year to Date
<b>Total live slaughter cattle exported from Ontario to the U.S.</b>	<b>2,314</b>	<b>2,293</b>	<b>44,691</b>
<b>Steers &amp; Heifers &amp; Cows</b>	2,001	2,069	40,311
<b>Bulls</b>	313	224	4,380

### ALBERTA DIRECT TRADE

For the week ending May 16, 2019

<b>Steers</b>	Live <b>FOB</b>	150.50	Rail <b>FOB</b>	250.00-253.50
<b>Heifers</b>	Live <b>FOB</b>	150.00	Rail <b>FOB</b>	250.00-253.50

### U.S. TRADE (U.S. funds)

For the week ending May 16, 2019

<b>Choice and Select Steers and Heifers:</b>	Live	114.00-118.00
	Rail	183.00-190.00

### QUEBEC ELECTRONIC AUCTION MARKET (F.O.B. THE FEEDLOT)

	Price	Change from Last Week
For the week ending May 16, 2019	250.00-252.00	-3.65

### CANADIAN BOXED BEEF CUT-OUT VALUES

Week Ending	AAA	AA
May 3, 2019	2.9797	2.8269
April 27, 2019	2.9791	2.8700
April 20, 2019	2.9622	2.8254

### U.S. BOXED BEEF CUT-OUT VALUES (U.S. funds)

	<b>Choice 600-900</b>	<b>Select 600-900</b>
<b>Current Five Day Average:</b>	220.39	208.25

#### BEEF EXPORTS – CANADA

	<b>United States</b> <i>Jan 1- Mar 31/2019</i>	<i>Change from last year YTD</i>	<b>Mexico</b> <i>Jan 1- Mar 31/2019</i>	<i>Change from last year YTD</i>
<b>Total</b>	77,034 tonnes	+18% or +11,669 tonnes	3,666 tonnes	+5% or +173 tonnes

#### LIVE CATTLE – CANADA

<b>IMPORTS</b>	<i>Import % change from 2018 YTD</i>	<b>EXPORTS</b>	<i>Export % change from 2018 YTD</i>		
<i>Jan 1- Mar 31/2019</i>		<i>Jan 1- May 4/19</i>			
Pure bred	1,484	-13%	Slaughter steers & heifers & cows	173,805	+35%
Non-pure bred	47,952	+76%	Feeder cattle & calves	106,215	+11%
			Bulls	12,605	+5%

#### BEEF PRODUCTION – CANADA

	<i>Jan 1 – May 11/19</i>	<i>Last Year Same Time</i>	<i>% Change</i>
Fed	360,305 tonnes	326,907 tonnes	+10%
Non-fed	71,609 tonnes	68,305 tonnes	+5%

#### BEEF IMPORTS – CANADA

	<i>Jan 1 – May 11/19</i>	<i>Last Year Same Time</i>	<i>% Change</i>
United States	37,738 tonnes	43,664 tonnes	-14%
Non-CUSMA	17,076 tonnes	24,513 tonnes	-30%
EU-28 (beef/veal total)	1,952 tonnes	638 tonnes	+206%
<b>Total</b>	58,794 tonnes	71,607 tonnes	-18%

#### CHICAGO MERCANTILE EXCHANGE

Closing quotes on futures today were as follows:

<b>Live Cattle</b>	<b>Feeder Cattle</b>	<b>Corn</b>	<b>Soybeans</b>	<b>Canadian \$</b>
<b>Jun</b> 111.27 +0.80	<b>May</b> 134.52 +0.30	<b>Jul</b> 3.832 +4.2	<b>Jul</b> 8.216 -18.0	<b>Spot</b> 74.38 +0.10
<b>Aug</b> 108.92 +0.97	<b>Aug</b> 145.50 +2.17	<b>Sep</b> 3.904 +3.4	<b>Aug</b> 8.282 -18.2	<b>Jun</b> 74.43 +0.09
<b>Oct</b> 108.90 +1.00	<b>Sep</b> 146.70 +2.47	<b>Dec</b> 3.982 +1.6	<b>Sep</b> 8.346 -17.6	<b>Sep</b> 74.58 +0.09
<b>Dec</b> 113.55 +1.37	<b>Oct</b> 147.32 +2.47	<b>Mar</b> 4.076 +1.2	<b>Nov</b> 8.472 -17.4	<b>Dec</b> 74.62 +0.09
<b>Feb</b> 117.95 +1.80	<b>Nov</b> 147.80 +2.40	<b>May</b> 4.132 +1.0	<b>Jan</b> 8.594 -17.6	<b>Mar</b> 74.71 +0.09
<b>Apr</b> 119.50 +1.50	<b>Jan</b> 145.57 +2.62	<b>Jul</b> 4.182 +0.4	<b>Mar</b> 8.680 -17.6	<b>Jun</b> 74.83 +0.10

Beef Farmers of Ontario, 130 Malcolm Road, Guelph, ON N1K 1B1 Phone: (519) 824-0334 Fax: (519) 824-9161 or email: [markets@ontariobeef.com](mailto:markets@ontariobeef.com)

#### OBCFPP LICENCE CHANGES

##### **Now Licenced: Country Dealer**

Mario Macocia Et Fils Ltee, 131 Petis Etang, La Presentation, QC J0H 1B0

##### **No Longer Licenced: Failed to submit complete application-**

Desormeaux Meats Inc. 1 Queen Street, Box 112, Crysler, ON KOA 1R0

#### UPCOMING ONTARIO AUCTION MARKETS SPECIAL SALES

May 22 7:00 pm	Kawartha Lakes Community Sale Barn	Bred Cow Sale- 150 Char, Angus & X-bred cows
May 25 11:00 am	Denfield Livestock Exchange	Spring Stockers & Bred Cows, Cow/Calf Pairs
May 29 10:00 am	Kawartha Lakes Community Sale Barn	Spring Stocker Sale

## Comments for the week ending May 16, 2019

Lighter receipts of 458 fed steers and heifers sold through auction markets this week, down 106 head from last week and 40 less than the same week last year. Fed steers traded from \$131.92-\$159.80 averaging \$150.41 up \$1.34 from last week's weighted average and \$6.69 stronger than last year at this time. Fed heifers sold from \$115.80-\$157.61 averaging \$143.94 down \$5.22 from last week, but \$2.60 stronger than year ago prices. Auction markets reported trade as active at prices fully steady to \$3.00-\$4.00 cwt higher at the beginning of this reporting period. The remainder of the week saw prices reported as steady.

The Ontario railgrade market was light with prices the previous Friday from \$257.00-\$260.00 dressed for both steers and heifers. By Monday trade was reported in the range of \$257.00-\$259.00 dressed, for both steers and heifers, with delivery the next two weeks. Packer interest was reported as light, with one packer having no bid most of the week. Bids from \$254.00-\$257.00 for Thursday were noted, but no sales were reported. This week's average price is \$0.25 below last week, but \$5.00 above this time last year.

2,724 cull/fed cows sold through auction markets this week up 4 from last week and 483 more than this week last year. Cows sold from \$56.21-\$82.98 averaging \$67.80 up \$0.98 from last week and \$0.80 below year ago prices. Auction markets reported trade as active with prices strong to stronger early week. As the week progressed trade was steady to fully steady.

Lighter receipts of stocker and feeder cattle sold through auction markets this week at 7,511 head, down 1,320 from last week, and 463 less than the same time last year. Auction markets reported trade as steady on the good quality cattle while plainer and fleshier types were under pressure. One market noted good grass types as slightly higher mid-week, with heavier cattle up \$2.00-\$3.00 cwt. As the week progressed, trade was steady overall, to strong on good quality grass types, with plainer and fleshier cattle selling slightly easier. Actual average prices this week for steers 400-500 lbs was down \$11.03 from last week on average, 500-600 lbs down \$7.87, 600-700 lbs down \$3.00, 700-800 lbs down \$2.69, 800-900 lbs down \$2.97, 900-1000 lbs down \$3.02 and steers 1000 lbs and over averaged \$0.86 lower than last week's weighted average price. Heifers 300-400 lbs were down \$8.30 from last week, 400-500 lbs down \$1.91, 500-600 lbs down \$6.52, 600-700 lbs down \$3.80, 700-800 lbs down \$0.89, 800-900 lbs down \$0.86 and heifers 900 lbs and over averaged \$9.39 below last week's weighted average prices.

The Quebec electronic market this week ranged from \$250.00-\$252.00 dressed, down \$3.65 from last week on average.

Alberta direct trade on Wednesday was light with Canfax reporting prices as \$3.50 lower on a live basis, from \$150.00-\$150.50. On a dressed basis trade was active with prices reported from \$253.00-\$255.00 delivered, down \$7.00-\$8.00 from last week's market. On Thursday Canfax noted prices at \$250.00 dressed on a picked up basis down \$7.00-\$10.00. Overall prices for the week on a picked up basis, reported by Canfax, saw live trade from \$150.00-\$150.50, with steers averaging \$150.50 down \$3.50, while heifers averaged \$150.00 down \$3.90 from last week. On the rail sales ranged from \$250.00-\$253.50 picked up, with steers averaging \$251.53 down \$8.57 while heifers averaged \$253.20 down \$8.08. Canfax reports: "This week was one of the largest cash volumes seen over the past couple of years."

The US cash cattle trade, for the week ending May 10th, saw prices decline slightly as the week progressed, with prices even easier for cattle being delivered in early June. Sales for the week, reported by the USDA Mandatory Price report, ranged from \$118.00-\$124.50 live, with steers averaging \$120.34 down \$3.42, while heifers averaged \$119.95 down \$3.38 from the previous week on average. On the rail prices ranged from \$185.00-\$196.00 dressed, with steers averaging \$192.14 down \$6.78 from the week before, while heifers averaged \$192.17 down \$6.48.

This week's cash market saw a light to moderate trade develop on Wednesday in the south, with prices sitting at \$117.00 live on average, down \$3.00 cwt from last week and ranging from \$115.00-\$117.00. A couple of scattered deals in parts of the north were reported from \$185.00-\$187.00 dressed, most at \$187.00, but trade was too light to call the market. On Wednesday, at the Fed Cattle Exchange online auction, there were 376 head on offer, in 4 lots with delivery in 1-9 days. 3 lots were asking \$117.00 live with the other lot asking \$118.00. 3 lots sold at \$117.00 live with the remaining lot asking \$118.00 receiving no bid. Thursday light to moderate trade developed in the north from \$184.00-\$187.00 dressed, most at \$185.50 which is around \$7.00 below last week's weighted average prices. A few sales in the south were steady to Wednesday's easier trade from \$114.00-\$117.00 live. Today the market is fairly quiet with just a couple of bids in the north noted at \$186.00 live, but no sales are reported. At this point we could see a couple of clean up deals at prices steady to earlier in the week, however the bulk of this week's trade has been completed.